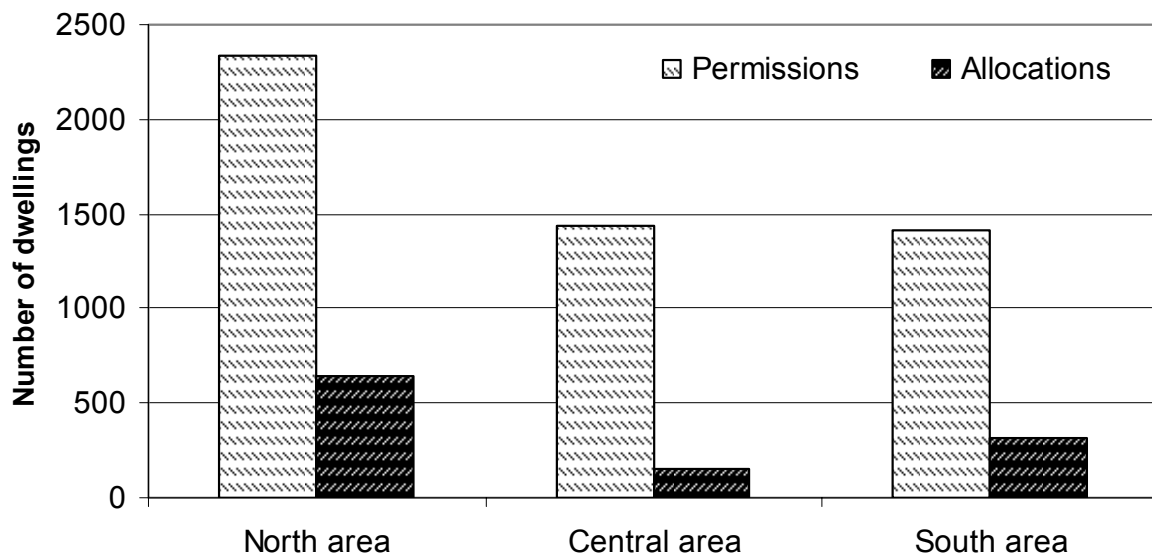




Outstanding housing permissions and allocations in Shropshire as at April 2011 (number of dwellings)

H14/12

Net outstanding housing permissions and allocations as at April 2011



Outstanding housing permissions & allocations as at April 2011 (number of dwellings)

Outstanding Permissions					
	Gross	Dwellings lost	Net	Outstanding allocations	Total (net dwellings)
North area	2409	74	2335	647	2982
Central area	1531	90	1441	*155	1596
South area	1489	74	1415	321	1736
Shropshire	5429	238	5191	1123	6314

* Includes development brief of 130 dwellings

Source: Shropshire Council, Planning Land Use Monitoring System

For more detailed information on outstanding housing permissions and allocations, and a glossary of terms, please see the Development Trends Report available on the Shropshire Council web site.

Intelligence and Research Team

Shropshire Council, Shirehall, Abbey Foregate
Shrewsbury, Shropshire, SY2 6ND

Tel 01743 252562

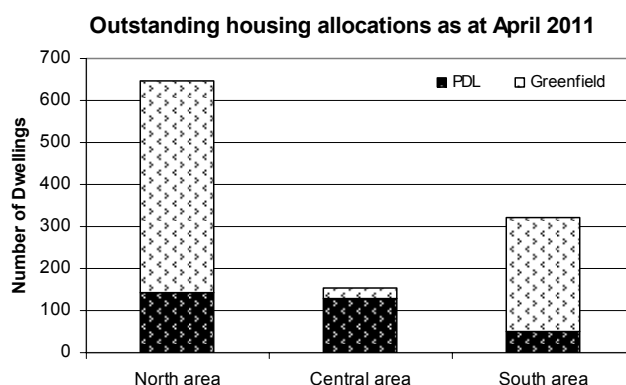
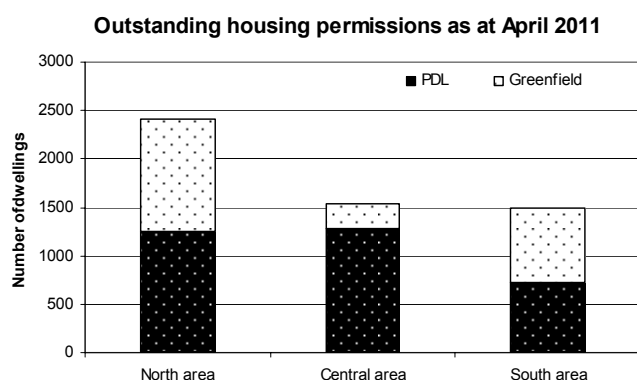
factsandfigures@shropshire.gov.uk

**Outstanding housing permissions and allocations in market towns as at April 2011
(Gross number of dwellings)**

Market towns	Permissions	Allocations	Total
Ellesmere	405	0	405
Market Drayton	214	45	259
Oswestry	208	5	213
Wem	174	0	174
Whitchurch	180	290	470
Shrewsbury	1151	*130	1281
Bishops Castle	38	0	38
Bridgnorth	242	0	242
Broseley	44	90	134
Church Stretton	34	0	34
Cleobury Mortimer	36	0	36
Craven Arms	31	80	111
Ludlow	227	0	227
Much Wenlock	38	0	38
Shifnal	198	0	198

**Previously developed land (PDL) and Greenfield split as at April 2011
(Gross number of dwellings outstanding by district)**

	Permissions			Allocations		
	PDL	Greenfield	Total	PDL	Greenfield	Total
North area	1258	1151	2409	144	503	647
Central area	1277	254	1531	130	25	155
South area	720	769	1489	50	271	321



Note: Outstanding Permissions is the sum of dwellings with permission at 1st April, but not completed. These figures include dwellings under construction and outstanding permissions on allocated sites.

The figures include self contained annexes and replacement dwellings but exclude residential caravans.