

RE:think Energy project statistics (Feb 2010)

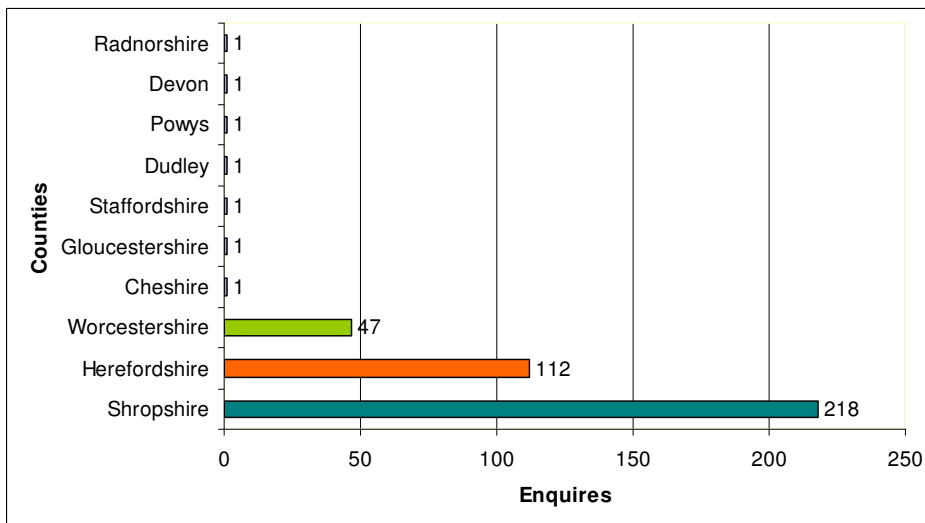
Please find below the statistics for the RE:think Energy pilot project (2008-2010).

RE:think Energy is still awaiting further business assistance forms to be signed, so this figure (along with the number of enquiries) will alter by the end of March 2010.

Please note that all figures below are estimates based on grants 'awarded' and **not** actual data from 'installations'. It must be assumed that the data provided below may differ slightly between what was 'awarded' by the RE:think Energy board, and what actually gets installed due to potential alterations between the application and installation stage.

Number of RE:think Energy enquiries

COUNTY	
Shropshire	218
Herefordshire	112
Worcestershire	47
Cheshire	1
Gloucestershire	1
Staffordshire	1
Dudley	1
Powys	1
Devon	1
Radnorshire	1
384	

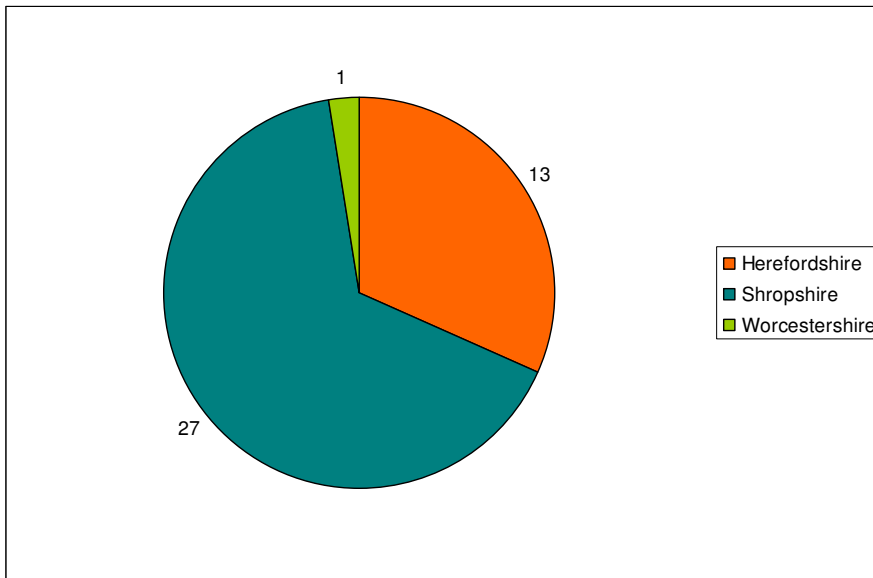


Number of RE:think Energy business assists (to date)

BUSINESS ASSIST	
Y	110
LCCB	3
113	

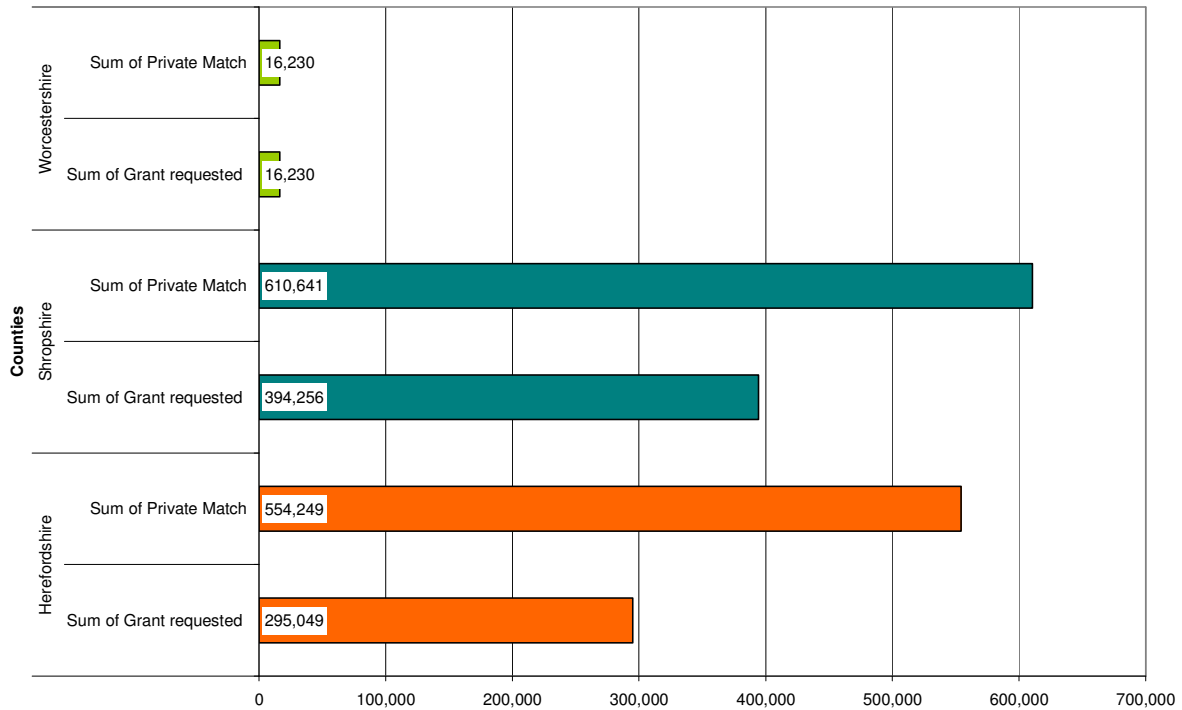
Number of RE:think Energy grants awarded

Count of County	Status	
County	Complete	Grand Total
Herefordshire	13	13
Shropshire	27	27
Worcestershire	1	1
Grand Total	41	41

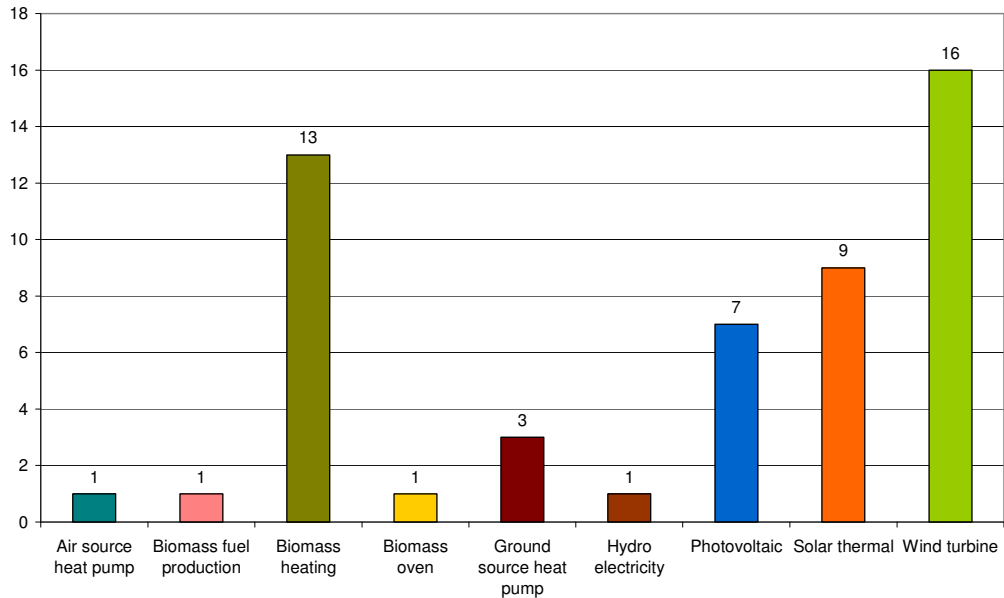


Value of RE:think Energy grants awarded

		Status		
County	Data	Complete	Inquiry	Grand Total
Herefordshire	Sum of Grant requested	295049		295048.62
	Sum of Private Match	554249		554248.81
Shropshire	Sum of Grant requested	394256		394256.31
	Sum of Private Match	610641		610640.98
Worcestershire	Sum of Grant requested	16230		16230
	Sum of Private Match	16230		16230
Total Sum of Grant requested		705535		705534.93
Total Sum of Private Match		1181120		1181119.79

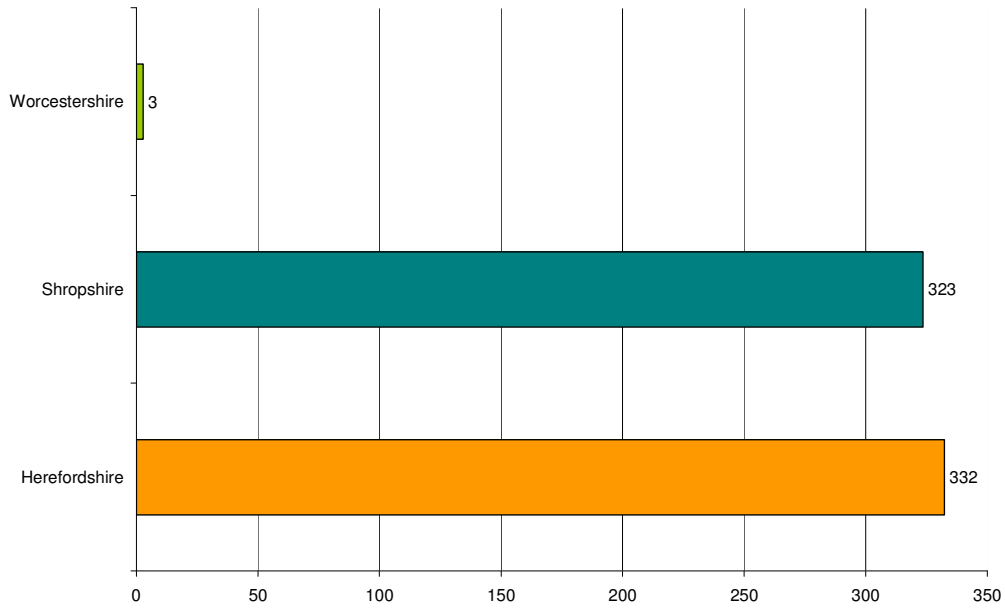


Number of renewable technologies awarded funding



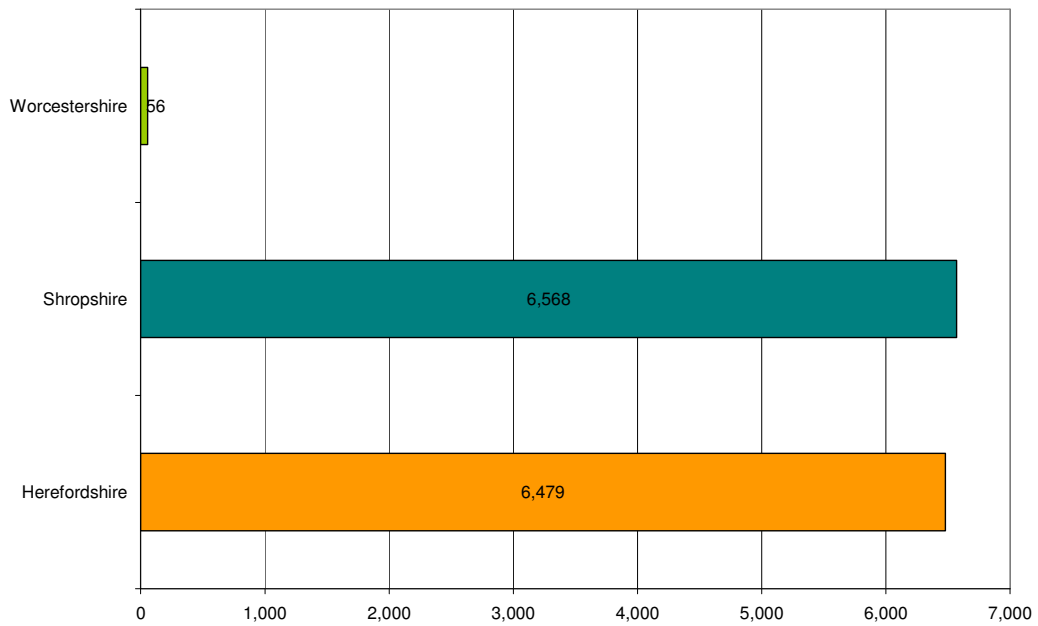
Amount of CO₂ saved per annum

Sum of tonne CO ₂ saved per annum	County			Grand Total
	Herefordshire	Shropshire	Worcestershire	
Status				
Complete	332	323	3	659
Grand Total	332	323	3	659



Amount of CO₂ saved per lifetime *based on an average of 20 years

Sum of tonne CO ₂ saved per lifetime	County			Grand Total
Status	Herefordshire	Shropshire	Worcestershire	Grand Total
Complete	6,479	6,568	56	13,103



£ saved per annum in business, from installing technology

Sum of Cost savings per annum	County			Grand Total
Status	Herefordshire	Shropshire	Worcestershire	Grand Total
Complete	49,487	71,741	456	121,684

£ saved per lifetime in business, from installing technology

Sum of Cost savings per lifetime	County			Grand Total
Status	Herefordshire	Shropshire	Worcestershire	Grand Total
Complete	989,731	1,434,820	9,120	2,433,671

