

Appendix C: Shropshire Open Space Needs Assessment

Q1 Please tell us the name of your Parish or Town Council

Answer Options	Response Count
	54
<i>answered question</i>	54
<i>skipped question</i>	1

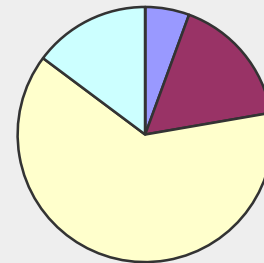
Q2 Please tell us the contact name of the

Answer Options	Response Count
	54
<i>answered question</i>	54
<i>skipped question</i>	1

Q3 In general terms how do you think the amount of open space in your area has changed over the last five years. (Please select one option only).

Answer Options	Response Percent	Response Count
Significantly increased	5.6%	3
Slightly increased	16.7%	9
Remained the same	63.0%	34
Slightly decreased	14.8%	8
Significantly decreased	0.0%	0
<i>answered question</i>		54
<i>skipped question</i>		1

Q3 In general terms how do you think the amount of open space in your area has changed over the last five years. (Please select one option only).



- Significantly increased
- Slightly increased
- Remained the same
- Slightly decreased
- Significantly decreased

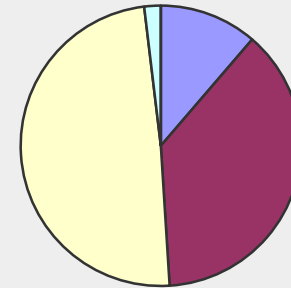
Q4 In general terms, within the next ten years, do you think the amount of public open space in your area will need to be... (Please select one option only).

Answer Options	Response Percent	Response Count
Significantly increased	11.3%	6
Slightly increased	37.7%	20
The same	49.1%	26
Slightly decrease	1.9%	1
Significantly decrease	0.0%	0
answered question		53
skipped question		2

Q5 If you answered significantly or slightly increase in question 4 above, please indicated the types of public open spaces you feel are needed within the next ten years. (Please tick as many options as you like).

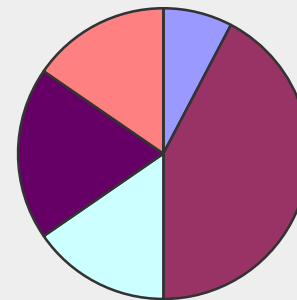
Answer Options	Response Percent	Response Count
Allotments	7.7%	2
Amenity green space	42.3%	11
Parks	0.0%	0
Play areas for children under 12	15.4%	4
Outdoor facilities for young	19.2%	5
Woodlands and natural areas	15.4%	4
Playing pitches e.g. football or	0.0%	0
answered question		26
skipped question		29

Q4 In general terms, within the next ten years, do you think the amount of public open space in your area will need to be... (Please select one option only).



- Significantly increased
- Slightly increased
- The same
- Slightly decrease
- Significantly decrease

Q5 If you answered significantly or slightly increase in question 4 above, please indicated the types of public open spaces you feel are needed within the next ten years. (Please tick as many options as you like).



- Allotments
- Amenity green space
- Parks
- Play areas for children under 12
- Outdoor facilities for young people aged 12-18
- Woodlands and natural areas
- Playing pitches e.g. football or cricket

Q6 Thinking about question 5 above, please tell us why you think these types of public open spaces will be needed.

Answer Options	Response Count
	27
<i>answered question</i>	27
<i>skipped question</i>	28

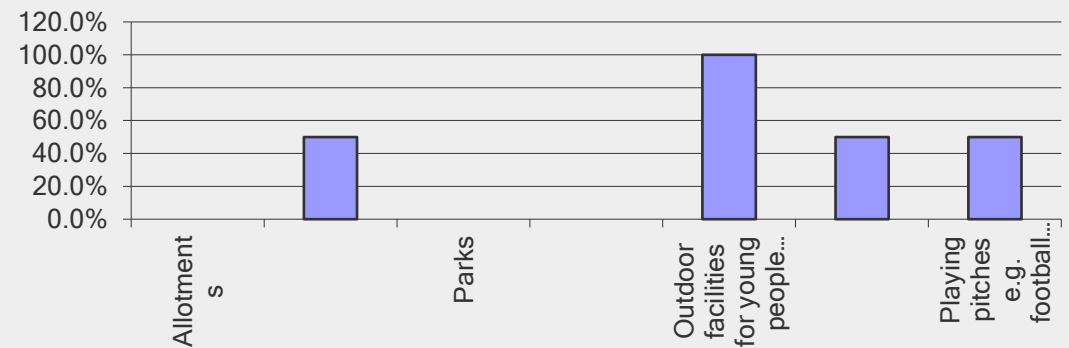
Q7 If you answered slightly or significantly decrease in question 4 above, please indicate the types of public open spaces you feel will need to decrease. (Please select as many options as you like).

Answer Options	Response Percent	Response Count
Allotments	0.0%	0
Amenity green space	50.0%	1
Parks	0.0%	0
Play areas for children under 12	0.0%	0
Outdoor facilities for young	100.0%	2
Woodlands and natural areas	50.0%	1
Playing pitches e.g. football and	50.0%	1
<i>answered question</i>		2
<i>skipped question</i>		53

Q8 Thinking about question 7 above please tell us why you think these types of public open space won't be needed.

Answer Options	Response Count
	6
<i>answered question</i>	6
<i>skipped question</i>	49

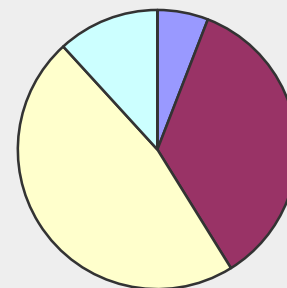
Q7 If you answered slightly or significantly decrease in question 4 above, please indicate the types of public open spaces you feel will need to decrease. (Please select as many options as you like).



Q9 In general terms how do you think the overall quality of public open spaces in your area has changed over the last five years. (Please select one option only).

Answer Options	Response Percent	Response Count
Significantly improved	5.9%	3
Slightly improved	35.3%	18
Remained the same	47.1%	24
Slightly declined	11.8%	6
Significantly declined	0.0%	0
answered question		51
skipped question		4

Q9 In general terms how do you think the overall quality of public open spaces in your area has changed over the last five years. (Please select one option only).



- Significantly improved
- Slightly improved
- Remained the same
- Slightly declined
- Significantly declined

Q10 In general terms, overall how would you rate the current quality of different types of public open space in your local area on a scale of 1-10 with 1 being very poor and 10 being exceptional?

Rating

Answer Options	1	2	3	4	5	6	7	8	9	10	Response Count
Allotments	14	1	1	1	1	1	5	6	1	1	32
Amenity green space	3	1	2	2	2	7	11	7	9	1	45
Parks	8	0	1	1	3	3	3	6	3	1	29
Play areas for children under 12	4	1	1	5	3	7	10	9	7	3	50
Outdoor facilities for your	8	2	3	3	4	9	4	3	5	1	42
Playing pitches e.g. football and	7	1	4	3	7	3	7	6	5	5	48

Question

answered question 52
skipped question 3

Q 11 In general terms, within the next ten years, do you think the quality of public open space in your area will... (please select one option only).

Answer Options	Response Percent	Response Count
Significantly improve	3.8%	2
Slightly improve	26.4%	14
Remain the same	56.6%	30
Slightly decline	13.2%	7
Significantly decline	0.0%	0
answered question		53
skipped question		2

Q 11 In general terms, within the next ten years, do you think the quality of public open space in your area will... (please select one option only).




Q 12 If you answered slightly or significantly decline in question 11 above, please tell us the reason why you think this may happen in the next ten years.

Answer Options	Response Count
	15
answered question	15
skipped question	40

Q13 Thinking about how local people use your local public open spaces, to what extent do you think your community values public open spaces.

Answer Options	Response Percent	Response Count
Highly valued	76.5%	39
Slightly valued	19.6%	10
Not value	3.9%	2
answered question		51
skipped question		4

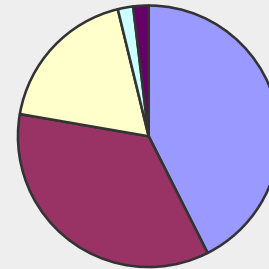
Q13 Thinking about how local people use your local public open spaces, to what extent do you think your community values public open spaces.



Q14 On average, taking into consideration all age groups in your community, to what extent do you think your local public open spaces are used by your community. (Please select one option only).

Answer Options	Response Percent	Response Count
Very frequently- say every day	42.6%	23
Frequently- say at least once	35.2%	19
Occasionally- say once per	18.5%	10
Infrequently- say once per year	1.9%	1
Never- they never visit	1.9%	1
answered question		54
skipped question		1

Q14 On average, taking into consideration all age groups in your community, to what extent do you think your local public open spaces are used by your community. (Please select one option only).

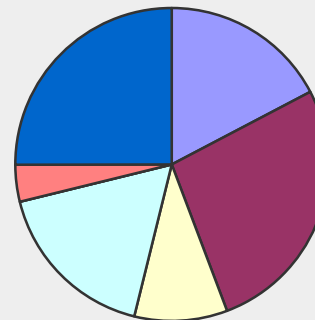


- Very frequently- say every day
- Frequently- say at least once per week
- Occasionally- say once per month
- Infrequently- say once per year
- Never- they never visit

Q 15 What do you consider the biggest barrier to your local community for using public open spaces more often.(Please select one option only).

Answer Options	Response Percent	Response Count
Lack of knowledge or interest	17.3%	9
Lack of time	26.9%	14
Distance to travel	9.6%	5
Lack of appropriate facilities	17.3%	9
Poor maintenance	0.0%	0
Anti social behaviour	3.8%	2
Other (please specify)	25.0%	13
answered question		52
skipped question		3

Q15 What do you consider the biggest barrier to your local community for using public open spaces more often.(Please select one option only).

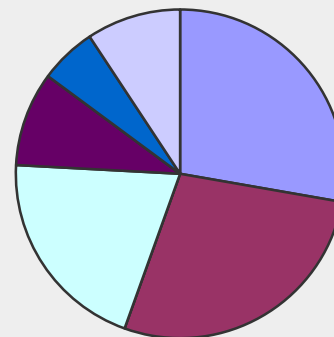


- Lack of knowledge or interest
- Lack of time
- Distance to travel
- Lack of appropriate facilities
- Poor maintenance
- Anti social behaviour
- Other (please specify)

Q16 Overall which statement below do you think is the priority for public open spaces in your area over the next ten years. (Please select one option).

Answer Options	Response Percent	Response Count
The amount of public open	27.8%	15
The amount of public open	27.8%	15
The amount of public open	0.0%	0
The quality of public open space	20.4%	11
The quality of open space	9.3%	5
The quality of open space	0.0%	0
Access to public open space	5.6%	3
Access to public open space	9.3%	5
answered question		54
skipped question		1

Q16 Overall which statement below do you think is the priority for public open spaces in your area over the next ten years. (Please select one option).



- The amount of public open space needs to increase to meet the needs of the community
- The amount of public open space need to remain the same
- The amount of public open space needs to decrease
- The quality of public open space needs to improve
- The quality of open space should remain the same
- The quality of open space should decrease
- Access to public open space needs to improve

Q17 Thank you taking the time to complete the survey. Please use the box below if you wish to make any further comments.

Answer Options	Response Count
	15
answered question	15
skipped question	40