



SHROPSHIRE COUNCIL STRATEGY & ACTION PLAN

**Adopted OCTOBER 2020 (revised
November 2022)**

QUALITY, INTEGRITY, PROFESSIONALISM

Knight, Kavanagh & Page Ltd

Company No: 9145032 (England)

MANAGEMENT CONSULTANTS

Registered Office: 1 -2 Frecheville Court, off Knowsley Street, Bury BL9

0UF T: 0161 764 7040 E: mail@kcp.co.uk www.kcp.co.uk



SHROPSHIRE COUNCIL STRATEGY & ACTION PLAN

CONTENTS

ABBREVIATIONS	1
PART 1: INTRODUCTION.....	3
PART 2: VISION.....	12
PART 3: AIMS.....	13
PART 4: SPORT SPECIFIC ISSUES SCENARIOS AND RECOMMENDATIONS	14
PART 5: STRATEGIC RECOMMENDATIONS.....	70
PART 6: ACTION PLAN.....	86
CENTRAL ANALYSIS AREA.....	89
PLACE PLAN – PONTESBURY & MINSTERLEY	91
PLACE PLAN - SHREWSBURY	93
NORTH EAST ANALYSIS AREA.....	112
PLACE PLAN – MARKET DRAYTON	115
PLACE PLAN – WEM.....	120
PLACE PLAN – WHITCHURCH	123
NORTH WEST ANALYSIS AREA.....	125
PLACE PLAN – ELLESMERE	127
PLACE PLAN – OSWESTRY	130
SOUTH ANALYSIS AREA	136
PLACE PLAN – CLEOBURY MORTIMER.....	138
PLACE PLAN – LUDLOW	139
SOUTH EAST ANALYSIS AREA.....	135
PLACE PLAN – ALBRIGHTON	137
PLACE PLAN – BRIDGNORTH.....	138
PLACE PLAN – BROSELEY	143
PLACE PLAN – HIGHLEY.....	144
PLACE PLAN – MUCH WENLOCK.....	145
PLACE PLAN – SHIFNAL	146
SOUTH WEST ANALYSIS AREA.....	149
PLACE PLAN – BISHOP’S CASTLE	151
PLACE PLAN – CHURCH STRETTON.....	152
PLACE PLAN – CRAVEN ARMS.....	154
PART 7: HOUSING GROWTH SCENARIOS	155
PART 8: DELIVER THE STRATEGY AND KEEP IT ROBUST AND UP TO DATE	171
APPENDIX ONE: FUNDING PLAN	176
APPENDIX TWO: GLOSSARY	183
APPENDIX THREE: SPORTING CONTEXT	185
APPENDIX FOUR: HOUSING GROWTH SCENARIOS.....	194
APPENDIX FIVE: ADDITIONAL FLOOD ZONE MAPPING	212

ABBREVIATIONS

3G	Third Generation (artificial turf)
AGP	Artificial Grass Pitch
BARLA	British Amateur Rugby League Association
BC	Bowls Club
BCGBA	British Crown Green Bowling Association
CFA	County Football Association
CUA	Community use agreement
ECB	England and Wales Cricket Board
EH	England Hockey
FA	Football Association
FC	Football club
FF	Football Foundation
FE	Further Education
FIFA	Fédération Internationale de Football Association
GIS	Geographical Information Systems
GMA	Grounds Maintenance Association
HC	Hockey Club
KKP	Knight, Kavanagh and Page
LMS	Last Man Stands
LTA	Lawn Tennis Association
MUGA	Multi use games area
NGB	National Governing Body
NPPF	National Planning Policy Framework
NTP	Non Turf Pitch
PC	Parish Council
PPOSS	Playing Pitch and Outdoor Sports Strategy
PQS	Performance Quality Standard
RFL	Rugby Football League
RFU	Rugby Football Union
RUFC	Rugby union football club
S106	Section 106
SCB	Shropshire Cricket Board
SE	Sport England
SFA	Shropshire Football Association
TBTT	Transforming British Tennis Together
TC	Tennis Club
WR	World Rugby

COVID-19 Addendum

Since the production of the Shropshire PPOSS Assessment Report and Strategy & Action Plan documents there has been global pandemic from the spreading of COVID19 (Coronavirus). This led England to enter an unprecedented state of Lockdown from the 23rd March 2020. Lockdown required the general public to remain at home and only leave their households for food, health reasons or work (only if work cannot be carried out at home). In addition, if people are to go outside they are to remain two metres apart. This understandable has led to all sporting activities including all those covered in the Playing Pitch Strategy documents to cease until further notice.

It should be noted that both the Shropshire Assessment Report and Strategy & Action Plan were created before the pandemic and the lockdown occurred. The documents use the Sport England Playing Pitch Strategy methodology from Stage A to Stage D and therefore the supply and demand analysis for each of the sports and the strategic recommendations made are accurate based on information collated in 2019.

It is currently unknown what the future impact of COVID-19 and the lockdown will have on participation and the quality of provision for each sport referenced in the documents. Therefore, it is acknowledged that as part of the Playing Pitch Strategy Stage E process, the review of the documents should ensure that any recommendations made are still accurate based on future levels of supply and demand.

As part of Stage E, the PPOSS should be reviewed on an annual basis from the date it is formally signed off by the Steering Group. A review will help to maintain the momentum and commitment built up during its development. Given current circumstances an annual meeting, which could coincide with the annual NGB affiliation process, would be beneficial to understand what impact, COVID-19 and the Lockdown has had within Shropshire.

For more information regarding the Stage E process please see Part 8: Deliver the strategy and keep it robust and up to date or see <https://www.sportengland.org/how-we-can-help/facilities-and-planning/planning-for-sport>

PART 1: INTRODUCTION

This is the Playing Pitch & Outdoor Sports Strategy (PPOSS) for Shropshire. Building upon the preceding Assessment Report, it provides a clear, strategic framework for the maintenance and improvement of existing playing pitch and accompanying ancillary facilities up to 2038 (in line with the Local Plan Review).

The Strategy has been developed to provide:

- I A vision for the protection, enhancement and provision of playing pitches and outdoor sports.
- i A number of aims to help deliver the recommendations and actions.
- i A series of strategic recommendations which provide a strategic framework for the improvement, maintenance, development and, as appropriate, rationalisation of the playing pitch stock.
- i A series of sport by sport recommendations which provide a strategic framework for sport led improvements to provision.
- i A prioritised area-by-area Action Plan to address key issues on a site-by-site basis.

A PPOSS delivers the evidence required to ensure that sufficient land is available to meet existing and projected future outdoor sport requirements. Its robust evidence base should inform and be implemented into planning policy and other relevant corporate strategies to enable local policies, planning and sport development criteria to work efficiently and effectively.

The Strategy is capable of:

- i Providing a clear framework for all playing pitch providers, including the public, private and third sectors;
- i Clearly addressing the needs of all identified sports within the area, picking up on particular local demand issues;
- i Addressing issues of population growth and major growth/regeneration areas;
- i Addressing issues of cross boundary facility provision;
- i Addressing issues of accessibility, quality and management with regard to facility provision;
- i Standing up to scrutiny at a public inquiry as a robust study;
- i Supporting funding applications;
- i Providing realistic aspirations which are implementable within the local authority's budgetary position and procurement regime.

The Strategy and Action Plan recommends a number of priority projects for Shropshire which should be realised over the Local Plan Review period. It provides a framework for improvement and, although resources may not currently be in place to implement it, potential partners and possible sources of external funding.

Partner organisations have a vested interest in ensuring that existing playing fields, pitches and ancillary facilities are protected and enhanced. As such, many of the objectives and actions within this document need to be delivered and implemented by a wide range of bodies such as National Governing Bodies of Sport (NGBs), sports organisations, education establishments and parish/town councils. In many instances, the Council will not be the agency which delivers these actions or recommendations; the PPOSS is not just for the Council to act upon, it applies to/for all the stakeholders and partners involved.

SHROPSHIRE COUNCIL STRATEGY & ACTION PLAN

1.1 Scope

The following types of outdoor sports facilities were agreed by the steering group for inclusion in the Assessment and Strategy:

- I Football pitches (including 3G pitches)
- I Cricket pitches
- I Rugby union pitches (including 3G pitches)
- I Hockey artificial grass pitches (AGPs)
- I Tennis / Netball courts
- I Bowling greens

All facilities are included regardless of ownership and/or management i.e. whether in the public, private, education, or third sector.

It should also be noted that, although rugby league has been included within the wider scope of the study, no such activity currently takes place within Shropshire and no future demand has been identified. As such, no information relating to the sport is included within this document.

Pitch sports (e.g. football, rugby union, hockey and cricket) are assessed using the guidance set out in Sport England's Playing Pitch Strategy Guidance: An approach to developing and delivering a playing pitch strategy.

Non-pitch sports (e.g. bowls, tennis and netball) are assessed using Sport England's Assessing Needs and Opportunities Guidance (2014). This requires a different methodology to assess supply and demand to that used for pitch sports.

1.2 Study area

The study area will comprise the whole of Shropshire Council's administrative area. Cross boundary issues will also be explored to determine the level of imported and exported demand, recognising, for example, that people travel to and make use of strategic facilities irrespective of administrative boundaries. Neighbouring authorities include Wrexham, Cheshire East, Stafford, Telford and Wrekin, South Staffordshire, Wyre Forest, Malvern Hills, Herefordshire and Powys (Wales).

Further to this, analysis areas have been created to allow for a more localised assessment of provision and examination of playing pitch supply and demand at a local level. Due to its size, Shropshire will be broken into smaller subsections known as Analysis Areas. These analysis areas are amalgamations of the Place Plan Areas.

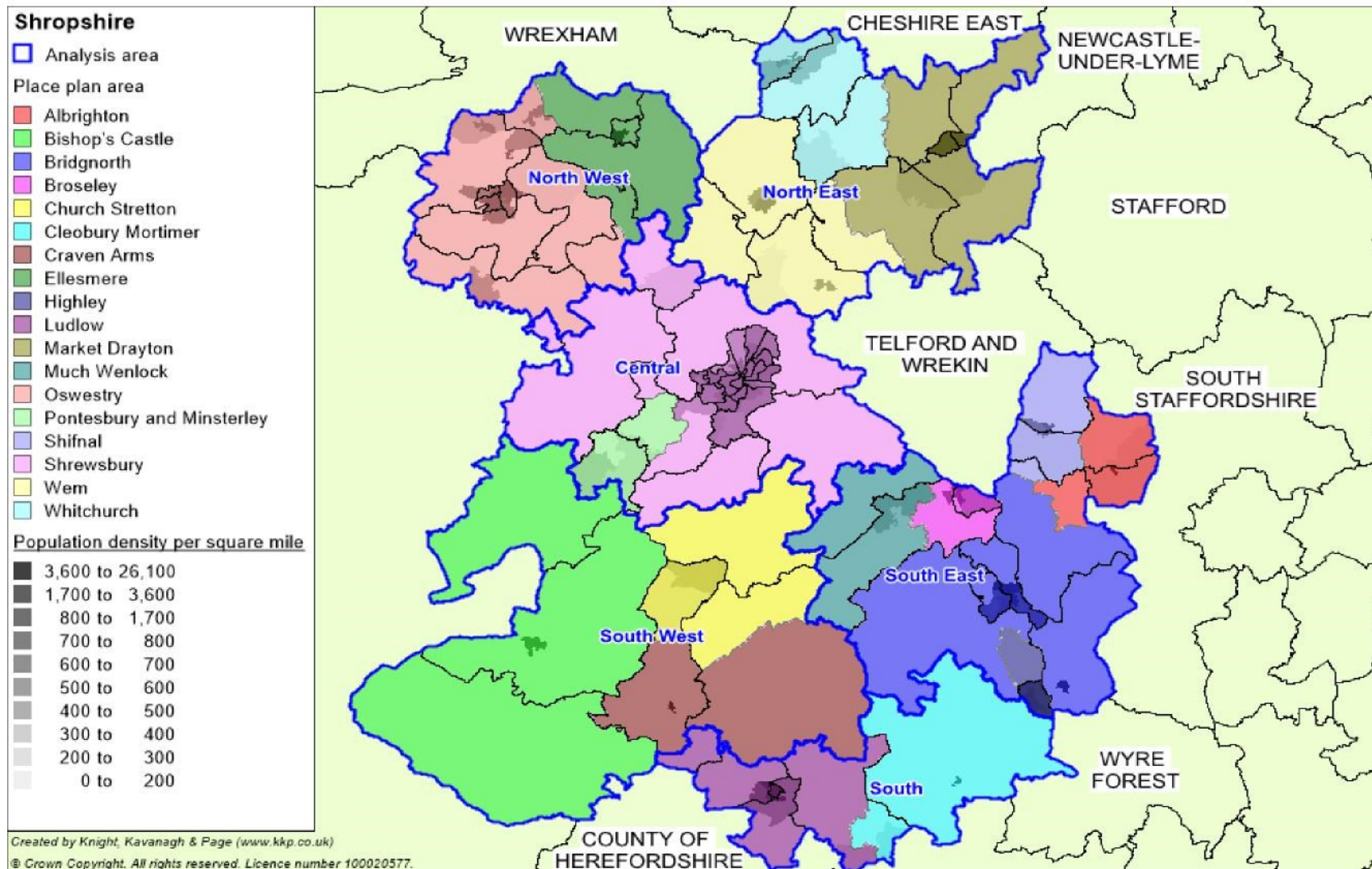
Table 1.1: Agreed analysis areas

Analysis area	Place plans
Central	Pontesbury & Minsterley and Shrewsbury
North East	Market Drayton, Wem and Whitchurch
North West	Ellesmere and Oswestry
South	Cleobury Mortimer and Ludlow
South East	Albrighton, Bridgnorth, Broseley, Highley, Much Wenlock and Shifnal
South West	Bishops Castle, Church Stretton and Craven Arms,

A map of the Place Plan areas can be seen overleaf in Figure 1.1.

SHROPSHIRE COUNCIL STRATEGY & ACTION PLAN

Figure 1.1: Place plan map



1.3 Context

The Local Plan

The Shropshire Local Plan currently comprises the Core Strategy (adopted 2011) and the Site Allocations and Management of Development (SAMDev) Plan (adopted 2015), together with the adopted Neighbourhood Plans for Woore, Much Wenlock and Shifnal. These documents set out proposals for the use of land and policies to guide future development in order to help to deliver sustainable growth in Shropshire for the period up to 2026.

Shropshire Council is currently undertaking a Local Plan Review (LPR), which will:

- I Allow for the consideration of updated information on development needs within the county
- I Reflect changes to national policy and local strategies
- I Extend the Plan period to 2038
- I Provide a plan which will help to support growth and maintain local control over planning decisions during the period to 2038.

The Playing Pitch & Outdoor Sports Strategy (PPOSS) will be an evidence base document for the LPR. It will ensure that existing facilities are the most appropriate in terms of quantity, quality and location and consider how best to meet the additional needs generated by the planned housing and economic growth. Infrastructure priorities for the LPR are identified through the Local Plan Implementation Plan and its associated Place Plans. The Place Plans support the Implementation Plan by listing all the priorities, needs and aspirations on a place by place basis for Shropshire's communities. There are currently 18 Place Plans, one for each of the market towns in the county:

- | | |
|---------------------|-----------------------------|
| I Albrighton | I Ludlow |
| I Bishop's Castle | I Market Drayton |
| I Bridgnorth | I Minsterley and Pontesbury |
| I Broseley | I Much Wenlock |
| I Church Stretton | I Oswestry |
| I Cleobury Mortimer | I Shifnal |
| I Craven Arms | I Shrewsbury |
| I Ellesmere | I Wem |
| I Highley | I Whitchurch |

The Shropshire PPOSS will also take into consideration school provision, help mitigate any potential loss of playing field land identified in the LP and set out the need for provision based on housing growth.

The Playing Pitch & Outdoor Sports Strategy covers the period of 2019 – 2038, however, the Council has detailed plans to update the document in cohesion with any future refresh of its Local Plan Review (every five years). Please note the timeframe of when the Local Plan Review is updated may be prior to five years which would result in an earlier refresh of the PPOSS.

Shropshire Council Sports Development Team

The [Sports Development Team](#) aims is to encourage and enable everyone in Shropshire to benefit from participating in sport and physical activity. It does this by working in partnership with key agencies and local, regional and national providers to develop and improve opportunities for anyone to engage in sport regardless of ability.

SHROPSHIRE COUNCIL STRATEGY & ACTION PLAN

In addition, it works in cohesion with Energize Shropshire and the neighbouring authority of Telford and Wrekin, to provide coaches with better support to help find the right coaching opportunities, to help with coach development opportunities, and to value and recognise the work that coaches do.

Key roles for members of the Sports Development Team are:

- i Increase the number of volunteers at community sports club.
- i Assist clubs to achieve the Club Mark accreditation or the national governing body equivalent.
- i Identify opportunities for school-age leaders to link to a club environment
- i Link schools with sports coaches and support the transition of young people into community clubs.
- i Support clubs and groups to write action plans that include continued development opportunities.
- i Help clubs identify and apply to the right funding streams.
- i Work with national governing bodies of sport and other partners to promote new opportunities and initiatives in Shropshire.

Shropshire Community Asset Transfer Policy¹

Shropshire is one of the most sparsely populated rural counties in England, with around 94% of its area classified as rural.

As part of the Council's objective to strengthen local towns and villages, through working with the local Town or Parish Councils or the Voluntary Sector, it may enable the transfer of suitable land or buildings to a community group or organisation.

The Community Asset Transfer Policy sets out the Council's approach to Community Asset Transfer and provides information on organisations that can provide a wide range of advice for those groups who are keen to take on an asset to manage for the benefit of their local community. These groups can include Community Amateur Sports Clubs (CASC).

The Policy has been prepared in conjunction with representatives of the Voluntary and Community Sector Assembly and will help to support the Council's core objectives of encouraging our communities to flourish and making Shropshire a better place.

Shropshire Playing Fields Association

Shropshire Playing Fields Association (SPFA) provides advice and support to promote good practice and works to ensure that the importance of sport, play and leisure is recognised by policy makers, planners, and the public. The SPFA have three key objectives these are to:

- I Protect against the loss of accessible outdoor sport, play and informal recreation facilities.
- I Support the enhancement of existing outdoor facilities through improving their quality, design, accessibility, and management.
- I Support the provision of new accessible facilities that are fit for purpose, to meet the demand across all local communities for participation in sport, play, leisure, and recreation now and in the future.

Over the years SPFA has worked on a voluntary basis across all sports offering an independent voice, by lobbying decision makers on a wide number of issues and practical cases. It is supportive of the idea of an outdoor playing pitch strategy.

¹ <https://www.shropshire.gov.uk/media/6275/cat-policy-21-jun-17.pdf>

1.4 Headline findings

The table below highlights the quantitative headline findings identified for all main pitch sports included in the preceding Assessment Report. MES stands for match equivalent sessions and has been used as the comparable unit for natural grass pitches. Converting both the amount of play a site can accommodate (its carrying capacity) and how much play takes place there (its current use) into the same unit of demand enables a comparison to be undertaken.

Pitches have a limit of how much play they can accommodate over a certain period of time before their quality, and in turn their use, is adversely affected. As the main usage of pitches is for matches, it is appropriate for the comparable unit to be match equivalent sessions.

Based on how they tend to be played, this unit for football and rugby union pitches relates to a typical week within the season for each sport. For cricket pitches it is appropriate to look at the number of match equivalent sessions over the course of a season. How much play a cricket pitch can accommodate is primarily determined by the number and quality of wickets on a pitch. Only one match is generally played per pitch per day. However, play is rotated across the wickets to reduce wear and allow for repair. Each wicket is able to accommodate a certain amount of play per season as opposed to a week.

The PPOSS guidance does not advocate the conversion of MES to pitches as there is not always a case for providing pitches to meet the demand/shortfalls expressed. For example, improving the quality of pitches can also increase the capacity of existing pitches to accommodate such demand. For qualitative findings and site-specific findings, please see Part 4: Sport Specific Recommendations and Scenarios, and Part 6: Action Plan.

For artificial surfaces (AGPs and 3G pitches), how much play can be accommodated is primarily determined by availability, rather than how much play it can accommodate before its quality is adversely affected as with natural grass pitches. Therefore, whole pitches are used as the comparable unit. Similarly, for the other non-pitch sports (i.e. tennis, netball bowls etc) where it is not as easy to determine carry capacity, whole facilities are used as the comparable unit.

Table 1.2: Quantitative headline findings

Sport	Analysis area	Current demand (2019)		Future demand (2038) ²
		Pitch type	Current capacity total in MES ^[1]	Future capacity total in MES
Football (grass pitches)	Central	Adult	Spare capacity of 5.5	Spare capacity of 2.5
		Youth 11v11	Spare capacity of 1.5	Shortfall of 1.5
		Youth 9v9	At capacity	Shortfall of 2
		Mini 7v7	Spare capacity of 1	Spare capacity of 1
		Mini 5v5	Spare capacity of 3	Spare capacity of 3
	North East	Adult	Spare capacity of 0.5	Shortfall of 0.5
		Youth 11v11	Shortfall of 2.5	Shortfall of 2.5
		Youth 9v9	Spare capacity of 2	Spare capacity of 2
		Mini 7v7	At capacity	At capacity
		Mini 5v5	Spare capacity of 1	At capacity
	North West	Adult	Spare capacity of 0.5	Spare capacity of 0.5

² Please note future demand for football and cricket are referenced in Part 4: Sport Specific Issues Scenarios and Recommendations

[1] MES – match equivalent sessions per week (per season for cricket)

SHROPSHIRE COUNCIL STRATEGY & ACTION PLAN

Sport	Analysis area	Current demand (2019)		Future demand (2038) ²
		Pitch type	Current capacity total in MES ^[1]	Future capacity total in MES
		Youth 11v11	Shortfall of 0.5	Shortfall of 1.5
		Youth 9v9	Spare capacity of 0.5	Spare capacity of 0.5
		Mini 7v7	At capacity	At capacity
		Mini 5v5	Spare capacity of 0.5	At capacity
		Adult	Spare capacity of 0.5	Spare capacity of 0.5
	South	Youth 11v11	At capacity	At capacity
		Youth 9v9	At capacity	Shortfall of 1
		Mini 7v7	At capacity	At capacity
		Mini 5v5	At capacity	At capacity
	South East	Adult	Shortfall of 3.5	Shortfall of 3.5
		Youth 11v11	Spare capacity of 1	At capacity
		Youth 9v9	Shortfall of 1	Shortfall of 1.5
		Mini 7v7	Shortfall of 0.5	Shortfall of 0.5
	South West	Mini 5v5	Shortfall of 3	Shortfall of 5.5
		Adult	Spare capacity of 1.5	Spare capacity of 1
		Youth 11v11	At capacity	Shortfall of 1
		Youth 9v9	At capacity	Shortfall of 2.5
		Mini 7v7	At capacity	At capacity
		Mini 5v5	At capacity	At capacity
		Football I (3G pitches) ^[2]		Shortfall of 3 full sized 3G pitch for team training
Central		Full size / small size, floodlit	Shortfall of 2 full sized 3G pitch for team training	Shortfall of 2 full sized 3G pitch for team training
North East	Shortfall of 0.5 full sized 3G pitch for team training		Shortfall of 0.5 full sized 3G pitch for team training	
North West	At capacity		At capacity	
South	Shortfall of 3 full sized 3G pitch for team training		Shortfall of 3.5 full sized 3G pitch for team training	
South East	Shortfall of 0.5 full sized 3G pitch for team training		Shortfall of 0.5 full sized 3G pitch for team training	
South West	Shortfall of 27		Shortfall of 60	
Cricket	Central	Sunday	Spare capacity of 28	Shortfall of 5
		Midweek	Spare capacity of 46	Spare capacity of 14
		Saturday	Shortfall of 20	Shortfall of 42
	North East	Sunday	Spare capacity of 13	Shortfall of 20
		Midweek	Spare capacity of 30	Spare capacity of 2
		Saturday	Shortfall of 13	Shortfall of 24
	North West	Sunday	Shortfall of 13	Shortfall of 24
		Midweek	Shortfall of 5	Shortfall of 13
		Saturday	At capacity	Shortfall of 11
	South	Sunday	At capacity	Shortfall of 11
		Midweek	At capacity	At capacity
		Saturday	Spare capacity of 9	Shortfall of 24
	South East	Saturday	Spare capacity of 9	Shortfall of 24

^[2] Based on accommodating 38 teams on one full size pitch

SHROPSHIRE COUNCIL STRATEGY & ACTION PLAN

Sport	Analysis area	Current demand (2019)		Future demand (2038) ²
		Pitch type	Current capacity total in MES ^[1]	Future capacity total in MES
	South West	Sunday	Spare capacity of 31	Shortfall of 9
		Midweek	Spare capacity of 40	Spare capacity of 12
		Saturday	Spare capacity of 22	Spare capacity of 22
		Sunday	Spare capacity of 33	Spare capacity of 33
		Midweek	Spare capacity of 36	Spare capacity of 32
Rugby union	Central	Senior	Shortfall of 5.25	Shortfall of 5.75
	North East	Senior	At capacity	Shortfall of 1
	North West	Senior	Shortfall of 4.5	Shortfall of 6
	South	Senior	Shortfall of 1.25	Shortfall of 5.5
	South East	Senior	Shortfall of 2	Shortfall of 3
	South West	Senior	Shortfall of 0.5	Shortfall of 0.5
Hockey (sand AGPs)	Shropshire	Full size, floodlit	There is a need to improve pitch quality and create a pitch to return exported demand.	There is a need to improve pitch quality and create a pitch to return exported demand.
Tennis	Shropshire	Courts	Adequate provision	Adequate provision
Bowls	Shropshire	Greens	Adequate provision	Adequate provision
Netball	Shropshire	Courts	Adequate provision	Adequate provision
Other sports	Shropshire	Pitches	Adequate provision	Adequate provision

Conclusions

From a quantitative perspective, the existing position for all sports is either that demand is being met or that there is a shortfall, whereas the future position shows the creation of shortfalls for some pitch types and in some areas where demand is currently being met and the exacerbation of existing shortfalls. There are current and future shortfalls of 3G pitches, rugby union pitches, cricket squares, and current shortfalls youth 11v11 pitches (North East and North West analysis areas) and adult, youth 9v9, mini 7v7 and mini 5v5 pitches in the South East Analysis Area.

When taking into consideration future demand, shortfalls worsen with additional shortfalls arising on adult pitches (North East Analysis Area), youth 11v11 pitches (Central and South West analysis areas) and youth 9v9 pitches (Central, South and South West analysis areas).

As such it is considered that football shortfalls can be met through the better utilisation of existing provision, such as via pitch re-configuration, improving quality and encouraging or enabling access to unused/unavailable provision.

In comparison for cricket and rugby union there is a need to improve the quality of existing facilities in addition to creating new provision to meet current and future levels of demand.

Notwithstanding the above, a shortfall of 3G pitches can only be met through increased provision. With resources to improve the quality of grass pitches being limited, an increase in 3G provision could also help reduce grass pitch shortfalls through the transfer of play, thus reducing overplay, which in turn can aid pitch quality improvements.

SHROPSHIRE COUNCIL STRATEGY & ACTION PLAN

Further, there is also an unsuitable stock of hockey suitable AGPs relating to quality issues and an identified need for a new pitch within Market Drayton to accommodate exported demand.

Where provision is played to capacity there may still be a need to sustain or improve quality, due to poor quality and to create strategic reserve to better sustain quality.

Where demand is being met and actual spare capacity is expressed, this does not necessarily equate to a surplus of provision, with any spare capacity instead considered as a solution to overcoming current or future demand shortfalls. There is a resultant need to protect all existing outdoor sport provision until all demand is met, or there is a requirement to replace provision in accordance with Sport England's Playing Fields Policy exceptions.

Recommendations on how to alleviate these shortfalls are identified below in the Part 4: Sport Specific Issues Scenarios and Recommendation and Part 6: Action Plan.

PART 2: VISION

Vision

As set out at the beginning of the study, below is a vision for Shropshire regarding its outdoor sports provision. It sets out to capture the corporate themes within the authority to provide an all-encompassing vision.

'An accessible, high quality and sustainable network of sports pitches and other outdoor sports facilities which supports increased sports participation by all residents, at all levels of play, from grassroots to elite'.

Key objectives

To achieve this vision, the Strategy will seek to secure resources to deliver the following objectives:

- Ensure that all valuable facilities are protected for the long-term benefit of sport
- Promote a sustainable approach to the provision of playing pitches and management of sports clubs
- Ensure that there are enough facilities in the right place to meet current and projected future demand
- Ensure that all clubs have access to facilities of appropriate quality to meet current needs and longer-term aspirations.

PART 3: AIMS

The following overarching aims are based on the three Sport England themes. It is recommended that they are adopted by the Council and partners to enable delivery of the overall PPOSS vision and Sport England planning objectives.

AIM 1

To **protect** the existing supply of outdoor sport facilities where it is needed to meet current and future needs.

AIM 2

To **enhance** outdoor sport facilities and ancillary facilities through improving quality and management of sites.

AIM 3

To **provide** new outdoor sport facilities where there is current or future demand to do so.

Figure 3.1: Sport England themes



Source: Sport England, Planning for Sport Guidance (June 2019)

PART 4: SPORT SPECIFIC ISSUES SCENARIOS AND RECOMMENDATIONS

In order to help develop the recommendations/actions and to understand their potential impact, a number of relevant scenario questions are tested against the key issues in this section for each playing pitch sport, resulting in sport specific recommendations.

4.1 Football – grass pitches

Assessment report summary

- i **Using the supply and demand analysis tables, it is determined that there is current spare capacity across all pitch types, apart from Youth 11v11 pitches in Shropshire.**
- i The audit identifies a total of 283 grass football pitches within Shropshire across 116 sites. Of these, 243 pitches are available (as seen in the table below), at some level, for community use across 100 sites.
- i There are 14 sites identified that do not have formal football pitches marked out but could have the capacity to provide pitches if required.
- i The following clubs have plans to create new or alter current pitch layouts; Shrewsbury Town Council/ SAHA FC, Shrewsbury Town in the Community, Shifnal Town FC, Shawbury United FC, Market Drayton Town FC/Market Drayton Tigers FC and Albrighton FC.
- i Across Shropshire most sites are either accompanied by poor quality or no ancillary provision. In total 16 sites (17%) have poor quality provision with 35 sites (36%) have no facilities. Due to the rurality of the Authority the lack of any clubhouse or changing provision is common as they are many single pitch sites created to meet demand from local villages and hamlets.
- i Tenure of sites in Shropshire is generally secure i.e. through a long-term lease or a guarantee that pitches will continue to be provided over the next three years.
- i In total, 52 pitches are assessed as good quality, 93 as standard quality and 98 as poor quality. Most pitches (40%) are assessed as poor quality and are generally located at education, parish or town council sites. These sites often receive limited amounts of dedicated maintenance due to budgetary restraints with often pitches only receiving grass cutting and line marking.
- i Through the audit and assessment, 476 teams from within 98 clubs are identified as playing within Shropshire. This consists of 80 adult men's, 10 adult women's, 196 youth boys', 48 youth girls' and 142 mini teams.
- i There is one professional club that plays above the football pyramid with Shropshire which is Shrewsbury Town FC in League One. There are a further nine clubs which play below this level within the football pyramid.
- i Due to Shropshire's location, bordering with Wales, there are two clubs which a part of the FAW Football Pyramid rather than the English Football Pyramid Structure. These are Bishops Castle Town FC and Trefonen FC.
- i Albrighton, Bishops Castle Town, Ellesmere Rangers, Ludlow Town, Shifnal Town, Shrewsbury Juniors, The New Saints and Whitchurch Alport are the clubs that field teams within Shropshire which play in the Women's National League System.
- i Most clubs which express latent demand indicate they would be able to increase the number of teams if they have access to more or better training provision including the use of floodlit 3G pitches.
- i Only one club is identified as exporting demand, LLanymynech Juniors FC. Team generation rates suggest number of teams likely to be generated in the future (2038) is four youth 11v11 boys' teams.
- i When aggregated from the table above, actual spare capacity totals 26.5 match equivalent sessions per week across 49 pitches.
- i In Shropshire, 18 pitches across 13 sites are overplayed by a combined total of 16 match equivalent sessions per week.

SHROPSHIRE COUNCIL STRATEGY & ACTION PLAN

Scenarios

Future demand

The table below shows a summary of quantified club aspirations for future demand, as informed through consultation. Through the clubs that quantified *potential* increase, there is a predicted growth of 45 teams, equating to 16 mini 5v5 teams, six youth 9v9 girls, five youth 9v9 boys, six youth 11v11 boys, three youth 11v11 girls, three adult women's and six adult men's teams.

Table 4.1: Summary of club aspirational future demand

Analysis area	Place Plan	Club	Future demand	Pitch size	Match equivalent sessions ³
Central	Shrewsbury	Baschurch FC	1 x youth boys	9v9	0.5
			1 x youth boys	11v11	0.5
			3 x mini	5v5	1.5
Central	Shrewsbury	Haughmond FC	1 x men's	Adult	0.5
Central	Shrewsbury	Meresiders FC	2 x mini	5v5	1
Central	Shrewsbury	Shrewsbury Juniors FC	2 x men's	Adult	1
			1 x women's	Adult	0.5
			2 x mini	5v5	1
Central	Shrewsbury	Shrewsbury Up & Comers FC	1 x men's	Adult	0.5
			1 x women's	Adult	0.5
			2 x youth boys	9v9	1
			2 x youth boys	11v11	1
			1 x youth girls	9v9	0.5
			1 x youth girls	11v11	0.5
North East	Whitchurch	Prees Club FC	1 x men's	Adult	0.5
			1 x women's	Adult	0.5
			2 x mini	5v5	1
North West	Ellesmere	Ellesmere Rangers FC	2 x youth boys	11v11	1
			1 x mini	5v5	0.5
South	Ludlow	Ludlow Town Juniors FC	2 x youth girls	9v9	1
South East	Albrighton	Albrighton FC	2 x mini	5v5	1
South East	Bridgnorth	AFC Bridgnorth Spartans FC	2 x mini	5v5	1
South East	Bridgnorth	Bridgnorth Town Juniors FC	1 x youth girls	9v9	0.5
			1 x youth girls	11v11	0.5
			1 x mini	5v5	0.5
South West	Bishop's Castle	Bishops Castle Town FC	1 x men's	Adult	0.5
			1 x youth boys	9v9	0.5
			1 x youth girls	9v9	0.5
South West	Church Stretton	Church Stretton Magpies FC	1 x youth boys	9v9	0.5
			1 x youth boys	11v11	0.5
			1 x youth girls	9v9	0.5
			1 x youth girls	11v11	0.5
Total					22.5

³ Two teams require one pitch to account for playing on a home and away basis; therefore, 0.5 pitches can therefore be seen in the table where there is latent demand for one team.

SHROPSHIRE COUNCIL STRATEGY & ACTION PLAN

Additionally, St Martins FC and Oswestry Boys & Girls FC report aspirations to increase their demand however neither club specifically quantifies this demand.

The total future demand expressed by clubs amounts to 22.5 match equivalent sessions. The Central Analysis Area contains the majority of this, equating to 10.5 match equivalent sessions.

Table 4.2: Summary of potential team increases identified by clubs by Analysis Area

Analysis area	Club	aspirational future	deman	inmathquidn		sessions
	Adult	Youth 11v11	dYouth9v9	M17	Mini 5v5	Total
Central	3	2	2	-	3.5	10.5
North East	1	-	-	-	1	2
North West	-	1	-	-	0.5	1.5
South	-	-	1	-	-	1
South East	-	0.5	0.5	-	2.5	3.5
South West	0.5	1	2.5	-	-	4
Total	4.5	4.5	6	-	7.5	22.5

Across Shropshire most club aspirational demand is located on mini 5v5 pitch type (7.5 match equivalent sessions). This is due to most clubs wanting to back fill their demand at the youngest ages in order for teams above to progress to the next team size.

Supply and demand analysis with future club aspirational demand

Having considered supply and demand in the preceding assessment report, the tables below identify current demand (i.e. spare capacity taking away overplay and any exported demand) in each of the analysis areas for each pitch type, based on match equivalent sessions. Future demand is based on team generation rates, which are driven by population increases, and the aforementioned club aspirational demand.

Adult pitch analysis

Table 4.3: Supply and demand balance of adult pitches

Analysis area	Actual spare capacity ⁴	Demand (match equivalent sessions)			
		Overplay	Current total	Future demand ⁵	Total
Central	6	0.5	5.5	3	2.5
North East	2	1.5	0.5	1	0.5
North West	0.5	-	0.5	-	0.5
South	0.5	-	0.5	-	0.5
South East	1	2.5	1.5	-	1.5
South West	1.5	-	1.5	0.5	1
Total	11.5	4.5	7	4.5	2.5

There is currently an adequate supply of adult pitches to meet demand, with seven match equivalent sessions of spare capacity and spare capacity existing in each analysis area apart from the South East. When considering future demand from population growth and club aspirational demand, the spare capacity reduces to just 2.5 match equivalent sessions with shortfalls evident in the North East and South East Analysis Area.

⁴ In match equivalent sessions

⁵ Overall a total of two match equivalent sessions of future demand is from population growth with the remaining generated from club aspirational demand

SHROPSHIRE COUNCIL STRATEGY & ACTION PLAN

Youth 11v11 pitch analysis

Table 4.4: Supply and demand balance of youth 11v11 pitches

Analysis area	Actual spare capacity ⁶	Demand (match equivalent sessions)			
		Overplay	Current total	Future demand ⁷	Total
Central	3	1.5	1.5	3	1.5
North East	-	2.5	2.5	-	2.5
North West	0.5	1	0.5	1	1.5
South	-	-		-	
South East	1.5	0.5	1	1	
South West	-	-		1	1
Total	5	5.5	0.5	4.5	5

There is currently a shortfall across Shropshire on youth 11v11 pitches totalling 0.5 match equivalent sessions. When accounting for future demand, the shortfalls increases to five match equivalent sessions per week with overplay arising in the Central and South West analysis areas.

It must also be noted that several youth 11v11 teams are playing on adult pitches, meaning shortfalls would greatly increase should these sides transfer to the correct pitch type.

Youth 9v9 pitch analysis

Table 4.5: Supply and demand balance of youth 9v9 pitches

Analysis area	Actual spare capacity ⁸	Demand (match equivalent sessions)			
		Overplay	Current total	Future demand ⁹	Total
Central	2	2		2	2
North East	2	-	2	-	2
North West	0.5	-	0.5	-	0.5
South	-	-		1	1
South East	-	1	1	0.5	1.5
South West	-	-		2.5	2.5
Total	4.5	3	1.5	6	4.5

Overall, there is current minimal spare capacity on youth 9v9 pitches totalling 1.5 match equivalent session. When taking into consideration future demand a shortfall becomes evident of 4.5 match equivalent sessions with all analysis areas apart from the North East and North West becoming overplayed.

⁶ In match equivalent sessions

⁷ Overall a total of two match equivalent sessions of future demand is from population growth with the remaining generated from club aspirational demand

⁸ In match equivalent sessions

⁹ Overall a total of two match equivalent sessions of future demand is from population growth with the remaining generated from club aspirational demand

Mini 7v7 pitch analysis

Table 4.6: Supply and demand balance of mini 7v7 pitches

Analysis area	Actual spare capacity ¹⁰	Demand (match equivalent sessions)			
		Overplay	Current total	Future demand ¹¹	Total
Central	1	-	1	-	1
North East	-	-		-	
North West	-	-		-	
South	-	-		-	
South East	-	0.5	0.5	-	0.5
South West	-	-		-	
Total	1	0.5	0.5	-	0.5

Across Shropshire there is currently minimal spare capacity of 0.5 match equivalent sessions on mini 7v7 pitches. As future demand from clubs is non-existent for mini 7v7 pitches, with clubs instead planning to add mini teams at the lowest age group each year (mini 5v5 teams), the level of spare capacity remains at 0.5 match equivalents sessions.

Mini 5v5 pitch analysis

Table 4.7: Supply and demand balance of mini 5v5 pitches

Analysis area	Actual spare capacity ¹²	Demand (match equivalent sessions)			
		Overplay	Current total	Future demand ¹³	Total
Central	3	-	3	3.5	0.5
North East	1	-	1	1	
North West	0.5	-	0.5	0.5	
South	-	-		-	
South East	-	3	3	2.5	5.5
South West	-	-		-	
Total	4.5	3	1.5	7.5	6

Currently, mini 5v5 pitches have minimal spare capacity of 1.5 match equivalent sessions. After taking into consideration future demand from TGRs and club aspirational demand a shortfall of six match equivalent sessions becomes evident with shortfalls in the Central and South East analysis areas. All remaining areas are played to capacity.

Conclusions

It is determined that there is current spare capacity across all football pitch types, apart from youth 11v11 pitches in Shropshire. This being said, the levels of overplay are minimal (0.5 match equivalent sessions) and are close to an overall supply and demand balance. As such there is little way of any strategic reserve. After factoring in future demand from population increases the shortfalls on youth 11v11 pitches increases.

¹⁰ In match equivalent sessions

¹¹ Overall a total of two match equivalent sessions of future demand is from population growth with the remaining generated from club aspirational demand

¹² In match equivalent sessions

¹³ Overall a total of two match equivalent sessions of future demand is from population growth with the remaining generated from club aspirational demand

SHROPSHIRE COUNCIL STRATEGY & ACTION PLAN

Some of the spare capacity acknowledged on adult pitches is partly cancelled out through the overplay on youth 11v11 pitches. As stated earlier many youth 11v11 teams will use adult pitches to play their competitive matches due to the lack of suitable provision.

Table 4.8: Summary of supply and demand

Pitch type	Demand (match equivalent sessions per week)				
	Actual spare capacity	Overplay	Current total	Future demand	Total
Adult	11.5	4.5	7	4.5	2.5
Youth 11v11	5	5.5	0.5	4.5	5
Youth 9v9	4.5	3	1.5	6	4.5
Mini 7v7	1	0.5	0.5	-	0.5
Mini 5v5	4.5	3	1.5	7.5	6

Most current overplay across the varies pitch types is generated from high levels of demand across sites which contain poor quality pitches. This worsens when accounting for the additional future demand.

The scenarios below will examine potential avenues on how to alleviate current and future levels of overplay.

Alleviating overplay

In Shropshire there is capacity to accommodate current levels of demand across all pitch types apart from youth 11v11, however, when accounting for future demand, shortfalls also become evident on youth 9v9 and mini 5v5 pitch types these are listed below.

Table 4.9: Summary of current and future pitch shortfalls by Analysis Area

Analysis area	Current pitch shortfalls	Current spare capacity	Future pitch shortfalls	Future spare capacity
Central	No identified shortfalls	5.5 match equivalent sessions on adult pitches 1.5 match equivalent sessions on youth 11v11 pitches Youth 9v9 pitches are played to capacity 1 match equivalent sessions on mini 7v7 pitches 3 match equivalent sessions on mini 5v5 pitches	1.5 match equivalent sessions on youth 11v11 pitches 2 match equivalent sessions on youth 9v9 pitches 0.5 match equivalent sessions on mini 5v5 pitches	2.5 match equivalent sessions on adult pitches 1 match equivalent sessions on mini 7v7 pitches
North East	2.5 match equivalent sessions on youth 11v11 pitches	0.5 match equivalent sessions on adult pitches 2 match equivalent sessions on youth 9v9 pitches Mini 7v7 pitches are played to capacity 1 match equivalent sessions on mini 5v5 pitches	0.5 match equivalent sessions on adult pitches 2.5 match equivalent sessions on youth 11v11 pitches	2 match equivalent sessions on youth 9v9 pitches

SHROPSHIRE COUNCIL STRATEGY & ACTION PLAN

Analysis area	Current pitch shortfalls	Current spare capacity	Future pitch shortfalls	Future spare capacity
			Mini 7v7 pitches are played to capacity Mini 5v5 pitches are played to capacity	
North West	0.5 match equivalent sessions on youth 11v11 pitches	0.5 match equivalent sessions on adult pitches 0.5 match equivalent sessions on youth 9v9 pitches Mini 7v7 pitches are played to capacity 0.5 match equivalent sessions on mini 5v5 pitches	No identified shortfalls	0.5 match equivalent sessions on adult pitches 1.5 match equivalent sessions on youth 11v11 pitches 0.5 match equivalent sessions on youth 9v9 pitches Mini 7v7 pitches are played to capacity Mini 5v5 pitches are played to capacity
South	No identified shortfalls	0.5 match equivalent sessions on adult pitches Youth 11v11 pitches are played to capacity Youth 9v9 pitches are played to capacity Mini 7v7 pitches are played to capacity Mini 5v5 pitches are played to capacity	1 match equivalent sessions on youth 9v9 pitches	0.5 match equivalent sessions on adult pitches Youth 11v11 pitches are played to capacity Mini 7v7 pitches are played to capacity Mini 5v5 pitches are played to capacity
South East	1.5 match equivalent sessions on adult pitches 1 match equivalent sessions on youth 9v9 pitches 0.5 match equivalent sessions on mini 7v7 pitches 3 match equivalent sessions on mini 7v7 pitches	1 match equivalent sessions on youth 11v11 pitches	3.5 match equivalent sessions on adult pitches 1.5 match equivalent sessions on youth 9v9 pitches 0.5 match equivalent sessions on mini 7v7 pitches 5.5 match equivalent sessions on mini 7v7 pitches	Youth 11v11 pitches are played to capacity

SHROPSHIRE COUNCIL STRATEGY & ACTION PLAN

Analysis area	Current pitch shortfalls	Current spare capacity	Future pitch shortfalls	Future spare capacity
South West	No identified shortfalls	1.5 match equivalent sessions on adult pitches Youth 11v11 pitches are played to capacity Youth 9v9 pitches are played to capacity Mini 7v7 pitches are played to capacity Mini 5v5 pitches are played to capacity	1 match equivalent sessions on youth 11v11 pitches 2.5 match equivalent sessions on youth 9v9 pitches	1 match equivalent sessions on adult pitches Mini 7v7 pitches are played to capacity Mini 5v5 pitches are played to capacity

Alleviating this level of shortfall can be achieved through a variety of methods including reinstating of pitches, improving poor quality pitches, reconfiguration of pitch type and securing tenure at sites. The extent to which each of these has on addressing the shortfalls is explored below in greater detail.

The full supply and demand analysis for football pitches across Shropshire and by Analysis Area can be found in the accompanying assessment report.

Reinstatement of pitches

As mentioned in the proceeding Assessment Report there are three sites which previously accommodated pitches, which if reinstated, could alleviate current and future levels of shortfalls across the Central Analysis Area. The table below finds identifies the three sites and the best potential pitch configurations in order to reduce overplay.

Table 4.10: Potential capacity create by reinstating provision

Analysis area	Place plan	Site ID	Site name	Pitch type	Number of pitches	Spare capacity created at peak period (match equivalent sessions)
Central	Shrewsbury	149	Kynaston Road Recreation Ground	1	Youth 11v11	1
		228	Radbrook Recreation Ground	1	Youth 11v11	1
				1	Youth 9v9	1
310	Waincott Recreation Ground	1	Youth 9v9	1		

If the pitches mentioned above were re-provided to a minimum of standard quality, it would alleviate current and future shortfalls on youth 11v11 pitches and youth 9v9 in the Central Analysis Area. This being said the future capacity of the youth 9v9 pitches would be played to capacity.

Although it is not considered a reinstatement of provision, it should be noted that there is a parcel of land to become available for sports provision at Bowbrook (Shrewsbury) with the development of two new primary schools. This land could be used to address any future youth and mini football pitch shortfalls within the Central Analysis Area; however, the site is still under construction with the exact size of playing field land still to be determined.

SHROPSHIRE COUNCIL STRATEGY & ACTION PLAN

Improving quality

Further to re-establishing pitches, capacity can also be created through improving poor quality pitches with secure tenure. The table below identifies the amount of spare capacity which could be obtained through improving poor quality pitches to a minimum of standard quality

Through the Football Foundation Grass Pitch Improvement Programme we will look to improve the existing poor quality pitches to good quality, prioritising multi pitch sites.

<i>Table 4.11: Summary of discounted</i>	Place plan	Site ID	Site name	Pitch type	Spare capacity created at peak period (match equivalent sessions)	Comments
Central	Pontesbury & Minsterley	182	Minsterley Playing Fields	Adult	0.5	-
Central	Pontesbury & Minsterley	218	Pontesbury Playing Fields	Adult	1	Potential to reconfigure pitch type to alleviate youth 11v11 or youth 9v9 shortfalls.
Central	Shrewsbury	19	Baschurch Playground	(7v7)	1	-
Central	Shrewsbury	21	Baschurch Village Hall Pitches	(9v9)	0.5	-
Central	Shrewsbury	29	Bicton Village Hall	(7v7)	1	-
Central	Shrewsbury	108	Douglas Swire Memorial Hall	Adult	1	Potential to reconfigure pitch type to alleviate youth 11v11 or youth 9v9 shortfalls.
Central	Shrewsbury	158	London Road Sports Centre	Adult	1	Potential to reconfigure pitch type to alleviate youth 11v11 or youth 9v9 shortfalls.
Central	Shrewsbury	196	Nesscliffe Playing Field	Adult	1	Potential to reconfigure pitch type to alleviate youth 11v11 or youth 9v9 shortfalls.
Central	Shrewsbury	214	Oxon Recreation Ground	(11v11)	0.5	-
Central	Shrewsbury	259	Unison Club (Column Cricket, Bowls & Tennis Club)	Adult	1	Potential to reconfigure pitch type to alleviate youth 11v11 or youth 9v9 shortfalls.
North East	Market Drayton	63	Cheswardine Parish Council	(9v9)	1	-
North East	Market Drayton	66	Childs Ercall Playing Field	Adult	1	Potential to reconfigure pitch type to alleviate youth 11v11 shortfalls.
North East	Market Drayton	135	Hinstock Recreation Ground	Adult	0.5	-
North East	Market Drayton	138	Hodnet Social Club	Adult	0.5	-

SHROPSHIRE COUNCIL STRATEGY & ACTION PLAN

Analysis area	Place plan	Site ID	Site name	Pitch type	Spare capacity created at peak period (match equivalent sessions)	Comments
North East	Wem	312	Wem Recreation Ground	Adult	1	Potential to reconfigure pitch type to alleviate youth 11v11 shortfalls.
North East	Whitchurch	105	Deermoss Park	(11v11)	1	-
North West	Ellesmere	180	Millennium Village Hall Playing Fields	Adult	1	Potential to reconfigure pitch type to alleviate youth 11v11 shortfalls.
North West	Oswestry	189	Morton Playing Field	Adult	1	Potential to reconfigure pitch type to alleviate youth 11v11 shortfalls.
North West	Oswestry	293	The Playing Fields	Adult	1	Potential to reconfigure pitch type to alleviate youth 11v11 shortfalls.
North West	Oswestry	293	The Playing Fields	(9v9)	1	-
North West	Oswestry	304	Trefonen Playing Fields	Adult	1	Potential to reconfigure pitch type to alleviate youth 11v11 shortfalls.
South	Cleobury Mortimer	75	Clee Hill Recreation Ground	Adult	1	Potential to reconfigure pitch type to alleviate youth 9v9 shortfalls.
South	Cleobury Mortimer	75	Clee Hill Recreation Ground	(7v7)	1	-
South	Cleobury Mortimer	77	Cleobury Mortimer Playing Field	(9v9)	1	-
South East	Bridgnorth	10	Alveley Recreation Ground	Adult	0.5	-
South East	Bridgnorth	10	Alveley Recreation Ground	(9v9)	0.5	-
South East	Bridgnorth	102	Crown Meadow	Adult	1	Potential to reconfigure pitch type to alleviate youth 9v9 shortfalls.
South East	Highley	238	Severn Centre	Adult	1	Potential to reconfigure pitch type to alleviate youth 9v9 shortfalls.
South East	Much Wenlock	97	Cressage Playing Field (Sheinton Rd)	Adult	1	Potential to reconfigure pitch type to alleviate youth 9v9 shortfalls.
South West	Bishop's Castle	197	Newcastle Village Football Pitch	Adult	1	Potential to reconfigure pitch type to alleviate youth 11v11 or youth 9v9 shortfalls.
South West	Bishop's Castle	369	Cross Banks (Norbury)	Adult	0.5	-
South West	Church Stretton	44	Brooksbury Playing Fields	(7v7)	0.5	-
South West	Church Stretton	337	Worthen Village Hall	Adult	0.5	-
South West	Craven Arms	85	Community Arts Sports Craven Arms (CASCA)	(11v11)	0.5	-

SHROPSHIRE COUNCIL STRATEGY & ACTION PLAN

In total 28.5 match equivalent sessions could be established if these pitches were improved from poor quality through enhanced levels of maintenance the majority (67%) of which is located on adult pitches.

Table 4.12: Summary discounted peak time spare capacity due to poor quality by pitch type

Analysis area	Actual spare capacity (match equivalent sessions per week)					Total
	Adult	Youth 11v11	Youth 9v9	Mini 7v7	Mini 5v5	
Central	5.5	0.5	0.5	2	-	8.5
North East	3	1	1	-	-	5
North West	4	-	1	-	-	5
South	1	-	1	1	-	3
South East	3.5	-	0.5	-	-	4
South West	2	0.5	-	0.5	-	3
Total	19	2	4	3.5	-	28.5

If the above pitches were improved to a minimum of standard quality the actual spare capacity generated would alleviate overall current and future shortfalls expressed on adult pitches.

Although substantial levels of capacity would be generated there would still be levels of overplay on youth 11v11, youth 9v9 and mini 5v5 pitches. Therefore, there is potential for certain sites to be reconfigured to accommodate different pitch types, in addition to improve pitch quality, to alleviate overplay in Shropshire.

Pitch reconfiguration

In order to alleviate current and future shortfalls on adult pitches in Shropshire there is a need for 0.5 match equivalent sessions in the North East Analysis Area and 3.5 match equivalent sessions in the South East Analysis Area. As mentioned above, this can be accomplished through pitch improvements.

Any capacity established through further adult pitch improvements could be better utilised to alleviate remaining shortfalls on other pitch types. This would require the reconfiguration of pitch types on certain sites, these are identified in Table 4.11.

It should be noted that even if pitches are improved in quality and reconfigured to alleviate shortfalls on youth 11v11 and youth 9v9, due to the geographical size of Shropshire, the spare capacity created may not necessarily be utilised as it is not truly accessible for clubs which have future demand aspirations at the specific age groups.

Securing access to education sites

Education sites generally accommodate large areas of playing field and playing pitches. However, as tenure on these sites is generally considered to be unsecure, potential spare capacity has been discounted from the supply and demand analysis within the Assessment Report. Securing access to these sites could provide an opportunity to help address future shortfalls across Shropshire. A summary of these pitches can be seen in the table below.

SHROPSHIRE COUNCIL STRATEGY & ACTION PLAN

Table 4.13: Summary of discounted peak time spare capacity at educational sites with community access

Analysis area	Place plan	Site ID	Site name	Pitch type	Number of pitches	Amount of peak time spare capacity discounted due to unsecure tenure ¹⁴
Central	Shrewsbury	91	Corbet School	Adult	1	1
Central	Shrewsbury	222	Prestfelde Preparatory School	(5v5)	2	2
Central	Shrewsbury	222	Prestfelde Preparatory School	(7v7)	2	2
Central	Shrewsbury	222	Prestfelde Preparatory School	(11v11)	1	1
Central	Shrewsbury	222	Prestfelde Preparatory School	(9v9)	1	1
Central	Shrewsbury	295	The Priory School	(11v11)	1	1
Central	Shrewsbury	295	The Priory School	(9v9)	1	1
North East	Wem	301	Thomas Adams Sports Centre	Adult	1	1
North East	Wem	301	Thomas Adams Sports Centre	(11v11)	3	3
North West	Ellesmere	111	Ellesmere College	Adult	5	5
North West	Oswestry	211	Oswestry School	Adult	2	2
North West	Oswestry	211	Oswestry School	(9v9)	1	0.5
South	Ludlow	186	Moor Park School	(7v7)	3	3
South West	Bishop's Castle	86	Community College Bishops Castle	Adult	1	1
South West	Bishop's Castle	86	Community College Bishops Castle	(5v5)	1	1
South West	Bishop's Castle	86	Community College Bishops Castle	(7v7)	1	0.5

There are several community available education sites in Shropshire which contain football pitches which have the potential to help address remaining shortfalls by securing access through community use agreements. In total, 26 match equivalent sessions of spare capacity could potentially be generated if tenure to the abovementioned school site could be secured.

Table 4.14: Summary of potential peak time spare capacity at educational sites by analysis area

Analysis area	Summary Adult	of potential Youth 11v11	spare capacity Youth 9v9	Mini 7v7	(match equivalent sessions) Mini 5v5	Totals
Central	1	2	2	2	2	9
North East	1	3	-	-	-	4
North West	7	-	0.5	-	-	7.5
South	-	-	-	3	-	3
South East	-	-	-	-	-	-
South West	1	-	-	0.5	1	2.5
Total	10	5	2.5	5.5	3	26

¹⁴ Match equivalent sessions

SHROPSHIRE COUNCIL STRATEGY & ACTION PLAN

If all this spare capacity could be secured through community use agreements (CUA) or long term leases there would be no current or future shortfalls on adult, youth 11v11 or mini 7v7 pitches in Shropshire. It would also reduce the future shortfall on youth 9v9 pitches to two match equivalent sessions and reduce the overplay on mini 5v5 pitches to three match equivalent sessions.

Although all these schools are identified as being community available, it does not necessarily mean they are open to securing usage to a club for a set period of time, such as through a CUA. This is due to schools wanting the flexibility to prioritise and protect the quality of their pitches for curricular or extracurricular usage, for example, in periods of extended bad weather.

Securing access and improving pitch quality at education sites

In addition to having unsecure tenure, it should also be noted that 12 of the education sites also accommodate one or more poor quality pitches. There would be a need to secure tenure and improve pitch quality at the sites in the table below.

Table 4.15: Summary of community available poor quality pitches at education sites with unsecure tenure

Analysis area	Place plan	Site ID	Site name	Pitch type	Number of pitches	Discounted capacity at peak time
Central	Shrewsbury	177	Meole Brace Church of England Primary School	(5v5)	1	0.5
Central	Shrewsbury	178	Mereside Church of England Primary School	(7v7)	1	0.5
Central	Shrewsbury	178	Mereside Church of England Primary School	(9v9)	1	0.5
North East	Whitchurch	321	Whitchurch Sports & Leisure Centre (Sir John Talbot School)	Adult	1	1
South East	Albrighton	8	Albrighton Primary School	(9v9)	1	0.5
South East	Broseley	16	Barrow 1618 CE Free School	(9v9)	1	0.5
South East	Broseley	46	Broseley C of E Primary School	(7v7)	1	0.5
South East	Broseley	142	John Wilkinson Primary School	(5v5)	1	0.5
South East	Highley	131	Highley Primary School	(7v7)	1	0.5
South East	Much Wenlock	193	Much Wenlock Leisure Centre (William Brookes School)	(9v9)	1	0.5
South East	Much Wenlock	194	Much Wenlock Primary School	(7v7)	1	0.5
South West	Bishop's Castle	86	Community College Bishops Castle	(9v9)	1	1
South West	Church Stretton	71	Church Stretton School	Adult	2	2

If all this spare capacity could be secured through CUAs or long term leases, in addition to having pitch quality improved, future shortfalls on adult pitches in the North East and youth 9v9 and mini 7v7 pitches in the South East Analysis Area would be alleviated.

SHROPSHIRE COUNCIL STRATEGY & ACTION PLAN

Table 4.16: Summary of potential peak time spare capacity at poor quality pitches at educational sites by analysis area

Analysis area	Summary Adult	of potential Youth 11v11	spare capacity			(minimum sessions)	Totals
			Youth 9v9	Mini 7v7	Mini 5v5		
Central	-	-	0.5	0.5	0.5	1.5	
North East	1	-	-	-	-	1	
North West	-	-	-	-	-	-	
South	-	-	-	-	-	-	
South East	-	-	1.5	1.5	0.5	3.5	
South West	2	-	1	-	-	3	
Total	3	-	3	2	1	9	

It should be noted that a total of 10 clubs utilise provision at educational sites. These sites should be prioritised for securing tenure and pitch improvements where necessary.

Table 4.17: Summary of clubs using education sites in Shropshire

Analysis area	Place plan	Site ID	Site name	Club name
Central	Shrewsbury	178	Meole Brace Church of England Primary School	Meole Brace Juniors FC
North East	Whitchurch	321	Whitchurch Sports & Leisure Centre (Sir John Talbot School)	Whitchurch Alport Juniors FC
North West	Oswestry	211	Oswestry School	Dragon Academy & Development Centre
South East	Albrighton	8	Albrighton Primary School	Albrighton FC
South East	Bridgnorth	206	Oldbury Wells School	AFC Bridgnorth Spartans
South East	Broseley	16	Barrow 1618 CE Free School	Broseley Youth Sports FC
South East	Broseley	46	Broseley C of E Primary School	Broseley Youth Sports FC
South East	Broseley	142	John Wilkinson Primary School	Broseley Youth Sports FC
South East	Highley	131	Highley Primary School	Highley Miner Welfare Juniors FC
South East	Much Wenlock	193	Much Wenlock Leisure Centre (William Brookes School)	Wenlock Warriors FC
South East	Much Wenlock	194	Much Wenlock Primary School	Wenlock Warriors FC
South West	Bishop's Castle	86	Community College Bishops Castle	Bishop Castle Town FC

Although not included in the above, Bridgnorth Town Juniors FC utilise the educational pitches at Friars Playing Fields (Unattached Playing Fields) in the South East Analysis Area. These pitches are poor quality, however, are located on a flood zone therefore improving pitch quality may have limited effectiveness and may not create additional capacity.

Accumulatively across Shropshire is secure tenure could be obtained at all educational sites with pitch improvement carried out where required the majority of overplay would be alleviate across each pitch type.

This being said, a mixture of securing usage at specific educational sites, improving poor quality grass pitches, reinstatement of pitches and pitch reconfiguration is recommended to alleviate any future shortfalls across Shropshire. The approach should be tailored to ensure that club and team requirements are met.

SHROPSHIRE COUNCIL STRATEGY & ACTION PLAN

The creation of any new pitches, as outlined below, would be club specific aspirational demand and provide an additional avenue to reduce overplay.

Shawbury United FC

As discussed in the proceeding assessment report Shawbury United FC indicates the lack of a central ‘home venue’ has restricted its potential growth as the Club is using several sites to meet its senior, youth and mini demand. It also indicates the poor quality of the pitches it currently accesses at these sites, in addition, to the lack of ancillary provision, is also limiting its development.

As a result, it aspires to develop as a home site within its locality of Shawbury (North East Analysis Area). The initial plans for the new site include one 5v5, one 7v7, one 9v9, training area and two adult pitches both of which are suitable for Step 6 football (Floodlit).

It also aspires to have an onsite clubhouse/hospitality to service the grass pitches and make one of the adult pitches a 3G surface. However, it understands that the latter may not be financially viable. Any potential funding available to the Club to develop the site would be based on levels of finances available for it at the time of application.

Since the production of the proceeding Assessment report the Club now has now been informed it has access to the site as long as it is actively looking for funding, however, it is recommended that the Club still looks to formalise a long term lease on the site. As the Club would need to secure a longer term agreement from the private landowner in order to access relevant grant monies.

The Club currently one adult men’s team (Step 6), two U18s, two U16s, one U15s, two U14s one U13s, one U12s, one U11s, one U10s, one U9s, two U8s and one U7s.

Table 4.18: Summary of team demand from Shawbury United FC by peak time

Analysis area	Number of teams					Total
	Sat AM	Sat PM	Sun AM	Sun PM	Midweek	
Adult	-	1	-	-	-	1
Youth 11v11	2	-	5	-	1	8
Youth 9v9	-	-	2	-	-	2
Mini 7v7	-	-	2	-	-	2
Mini 5v5	-	-	3	-	-	3

In order to accommodate the entire clubs demand there would be a requirement of one adult Step 6 pitch, three youth 11v11 pitches, one youth 9v9, one mini 7v7 and one mini 5v5 pitch all of which would be have to be a minimum of standard quality. This also assumes the clubs two U18s would play on the adult pitch. The creation of such provision would alleviate all current and future levels of overplay within the North East Analysis Area.

This being said, the area of land the Club has an agreement on can only accommodate one 5v5, one 7v7, one 9v9, training area and two adult pitches. It is therefore recommended that if the Club can secure long term tenure and the relevant finances that this provision is established to a minimum of standard quality with relevant accompanying ancillary facilities. This would allow the majority of teams to play on site with only a select view having to find off site provision to meet their demand.

Greenfields Sports Ground

Greenfields Sports Ground has been identified in the Market Drayton Neighbourhood Plan for potential housing development. The site is leased from Market Drayton Town Council to the Market Drayton Sports Association which consists of Market Drayton Town FC, Market Drayton Tigers FC, Market Drayton RFC and Market Drayton TC. Each club has its own clubhouse and utilise their own pitch provision to accommodate demand.

In total there is one good quality adult pitch (meeting Step 4 requirements) one standard quality youth 11v11 football pitch, one standard quality youth 9v9 football pitch, two standard quality mini 7v7 football pitches, one standard quality mini 5v5 pitch, one poor quality (M0/D1) senior floodlit rugby union pitch, one poor quality (M0/D1) floodlit junior size training pitch (used for both football and rugby union) and three standard quality floodlit tennis courts.

The site must be mitigated in line with the NPPF Paragraph 97 and Sport England's Playing Field Policy.

Relocation feasibility should also include provision for ancillary facilities, including those that meet relevant Step 4 football requirements. It should be noted that a Club on the Step pyramid needs to generate its own income and have the relevant facilities/access to facilities to do so. Furthermore, the potential to future proof the site for inclusion of a full size floodlit hockey suitable AGP at the to meet exported demand for Market Drayton HC and a full size 3G pitch should also be explored. It is understood that Market Drayton HC has minimal funds to contribute to the creation of a hockey suitable AGP in addition is willing to generate capital through fundraising events.

Carpet hybrid pitches

Sport England is in the process of piloting the utilisation of carpet hybrid pitches with projects currently operating at Regents Park (City of Westminster) and Bisham Abbey (Royal Borough of Windsor and Maidenhead). Each site has one natural grass pitch supported by artificial fibres.

The project is only two years into collating research with information still being collected, however, its concept is to create additional capacity whilst ensuring the pitch is accessible in various weather conditions. Initial evidence of the pitches at Regents Park and Bisham Abbey is suggesting the pitch can withstand at least 20 hours of use a week but this is not definitive at this time.

Subject to the research considering the capital and revenue costs and if the research is positive then it could provide an option when looking at ways to improve (natural turf) pitch quality and the playing capacity.

Flooding

There is a total of 27 sporting sites that are located on flooding Zone Two and/or Zone Three. For football these include the following sites.

Table 4.19: Football sites within flood zones across Shropshire¹⁵

Analysis area	Place plan	Site ID	Site name	Sport/s	Flood Zones	
					2	3
Central	Shrewsbury	115	Frankwell Recreation Ground	Football Cricket	Yes	Yes
North West	Ellesmere	25	Beech Grove Playing Fields	Football	Yes	Yes
North West	Oswestry	293	The Playing Fields	Football	Yes	Yes
South East	Albrighton	80	Clockmills	Informal football	Yes	Yes
South East	Bridgnorth	116	Friars Playing Fields	Football Cricket Rugby union	Yes	Yes
South East	Much Wenlock	356	Ironbridge Power Station	Lapsed Cricket & Football	Yes	Yes
South West	Church Stretton	44	Brooksbury Playing Fields	Football	Yes	Yes
South West	Church Stretton	236	Russels Meadow Ground	Football Cricket	Yes	Yes

Due to their locations addressing quality issues through drainage improvements can often be ineffective with options such as dedicated regular and routine maintenance regimes consider a more effective solution. If these sites do flood it is recommended relevant flood relief funds are applied for to address issues and alternative venues are found for clubs utilising the provision.

Recommendations

- i Protect existing quantity of pitches until all demand is being met (unless replacement provision meets Sport England requirements and is agreed upon and provided).
- i Sustain pitch quality and seek improvements where necessary via utilisation of the FA's Pitch Improvement Programme and associated funding opportunities.
- i Explore opportunities to gain long-term access to sites where community use is not currently offered.
- i Work to accommodate future demand at sites which are not operating at capacity or at sites not currently available for community use that could be moving forward.
- i Improve ancillary facilities where this is a clear need to do so.
- i Ensure clubs playing within, or with aspirations to play within, the football pyramid can progress.
- i Explore pitch reconfiguration where possible in order to alleviate pitch shortfalls
- i Explore the reinstatement of pitches to alleviate shortfalls, particularly at Kynaston Road Recreation Ground, Radbrook Recreation Ground and Waincott Recreation Ground.
- i Support Shawbury United FC in its aspirations to create its own site, only if the Club can secure long term tenure.
- i Further determine the feasibility for relocation of Greenfields Sports Ground which will include suitable ancillary facilities.
- i Monitor sites located on flood zones and carry out relevant improvements as required.
- i In the longer term, explore the feasibility of carpet hybrid pitches if research is positive, as a potential solution with regards to flooding.
- i Update the Local Football Facilities Plan for Shropshire in due course with findings from the PPOSS.

¹⁵ Refer to Appendix Five for maps of all provision falling in the flood zones

4.2 Third Generation turf (3G) pitches

Assessment Report summary

- i **There is an insufficient supply of full size 3G pitches to meet current and anticipated future demand for football in Shropshire.**
- i There are five full size 3G pitches in Shropshire that fully comply with the above specification. Most provision (two pitches or 40%) is located in the Central Analysis Area. The North East, North West and South each accommodate one pitch.
- i In addition, there are also 20 smaller sized 3G pitches servicing Shropshire with all of them, except the pitch at HMP Stoke Heath available for community use.
- i All full size floodlit 3G pitches, apart from RAF Shawbury, are either FIFA Pro, FIFA or FA certified and one the FA Pitch Register.
- i Shawbury United FC and AFC Bridgnorth Spartans FC express aspirations to create full size 3G provision.
- i Each pitch, apart from RAF Shawbury, is operating at capacity both midweek and at the weekend. There is usage of the 3G pitches in Shropshire to meet competitive demand.
- i In Shropshire, all full size pitches are assessed as good quality.
- i Of the 29 clubs that responded to consultation requests and state a demand for additional training facilities, all specifically stated a need for increased use of 3G pitches.
- i All ancillary provision accompanying full size pitches, apart from London Road Sports Centre, are considered good quality with no issues with these facilities have been highlighted through consultation.
- i On an analysis area level there is a need for an additional nine full size 3G pitch equivalents. This is broken down into three each in the Central and South East areas, two in the North East and 0.5 of a full size pitch each in the North West and South West analysis areas

Scenarios

Accommodating football training demand

As evidenced in the preceding Assessment Report, in order to satisfy current football training demand (based on the FA's model of one full size 3G pitch being able to cater for 38 teams) there is a need for nine full size 3G pitch equivalents, three full size each in the Central and South East analysis areas, two full size in the North East and one smaller size 3G pitch each in the North West and South West analysis areas.

Table 4.20: Current demand for 3G pitches by analysis area in Shropshire

Analysis area	Current number of teams	Current requirement	Current number of full size 3G pitches	Current shortfall	Future number of teams ¹⁶	Future requirement	Future shortfall
Central	188	4.94 - 5	2	3	211	5.55 – 5.5	3.5
North East	70	1.84- 2	-	2	75	1.97 - 2	2
North West	54	1.42 – 1.5	1	0.5	57	1.5 – 1.5	0.5
South	21	0.55 – 0.5	1	-	23	0.60 - 1	-
South East	123	3.23 - 3	-	3	131	3.44 – 3.5	3.5

¹⁶ Based on increased demand forecasted from team generation rates and club aspirational demand, both reapplied to the Area where the club is based for training purposes

SHROPSHIRE COUNCIL STRATEGY & ACTION PLAN

Analysis area	Current number of teams	Current requirement	Current number of full size 3G pitches	Current shortfall	Future number of teams ¹⁶	Future requirement	Future shortfall
South West	20	0.52 – 0.5	-	0.5	25	0.65 – 0.5	0.5

As seen in the table above, when factoring in future demand the overall shortfall increases to a need for one full size pitch equivalent. This equates to demand equitable to one half size pitch each in the Central and South East analysis areas.

Creating additional full size 3G pitches for football

It should be noted that the feasibility of the creation of any 3G provision needs to be fully explored as part of the PPOSS Stage E review. The below outlines potential options for the creation of 3G provision by Analysis Area.

Central Analysis Area

In the Central Analysis Area there is a current shortfall of three full size 3G pitches. As discussed in the preceding Assessment Report the creation of new full size 3G pitches should work towards providing one additional pitch at Shrewsbury Town Football Club to be managed and operated by Shrewsbury Town in the Community. In addition, the pitch would benefit from having at least one anchor community club tenant such as Shrewsbury Up & Comers FC.

A second 3G pitch should also be established to meet the demand from SAHA FC in the West of Shrewsbury. The Club is currently rent several sites for both its competitive and training demand, a total of 27 teams. It would benefit to centralise the majority of its demand to one site in order to sustain participation and create capacity for growth. A potential site option for such a development is the land being developed at Bowbrook for two primary schools, however, a detailed feasibility study would be required to understand the suitability of the location.

Finally, due to limitation on available land, a new third full size pitch could be established at a site with the infrastructure in situ to accommodate a development of this size, such as London Road Sports Centre or Shrewsbury Sports Village. This should be prioritised after the previous two mentioned projects.

North East Analysis Area

There is a current shortfall of two full size 3G pitch equivalents within the North East Analysis Area. Potential options for these would be with the at the relocation of Greenfield Sports Ground, if the site is lost for housing, and the creation of a dedicated home site for Shawbury United FC, as discussed in the Assessment Report. Both of these options have multiple issues needed to be overcome before the consideration of creation of any 3G provision.

If these sites are not feasible moving forward, one pitch should be established to service the Market Drayton area whilst the other should service the Wem / Whitchurch area.

North West Analysis Area

As the Ellesmere Place Plan area is serviced by a small size 3G pitch any new small size 3G provision within the North West Analysis Area is recommended to be located within the Oswestry Place Plan area. The majority of demand in this area is generated from Oswestry Boys & Girls Club (17 teams) therefore any provision established should take into consideration the clubs' requirements.

It should also be noted that St Martins FC has recently expressed interest in creating a partnership with St Martins School in order to establish a full size floodlit 3G pitch onsite. As the Club plays Step 6 football the facilities at the site would also need to meet the relevant criteria for it to play its home matches at the School.

South East Analysis Area

Akin to the Central Analysis Area, there is a shortfall of three full size 3G pitches in the South East area. Based on levels of demand consideration should be given to develop full size 3G provision in both the Bridgnorth and Shifnal Place Plan areas. There is also demand to create a small size 3G pitch within the South West Analysis Area.

The majority of demand within the Bridgnorth Place Plan area (33 teams) is generated from the following three clubs; AFC Bridgnorth, AFC Bridgnorth Spartans and Bridgnorth Town Juniors FC, all of which have expressed a need to access more 3G provision for both competitive and training demand. Due to issues with flooding and available land there are limitations on where 3G provision could be established, however, if a pitch were to be established it would need to be in the locality of Bridgnorth with it recommended to have at one, or all, of the abovementioned clubs as an anchor tenant.

Regarding the Shifnal Place Plan area, Shifnal Town FC and Shifnal Harriers FC are keen to work in partnership with Idsall School to provide a 3G pitch on the School site with management responsibilities still to be discussed.

Due to Shropshire's size there is a wide geographical spread of demand and as such there are limited available sites for another full size 3G pitch within the South East Analysis Area. The previously mentioned areas need to be prioritised, with the location of a third pitch to be discussed as part of the PPOSS Stage E process.

South West Analysis Area

Similarly, the potential location for a small size 3G pitch in the South West Analysis Area has not been identified at this stage and will need further feasibility work to locate a suitable site.

World Rugby compliant 3G pitches

World Rugby has produced a 'performance specification for artificial grass pitches for rugby', more commonly known as 'Regulation 22'. This contains the necessary technical detail to produce pitch systems appropriate for rugby union.

There are no World Rugby compliant 3G pitches in Shropshire. When any new full size 3G pitches are created within the Authority the feasibility of making them World Rugby Compliant should be examined particularly within the Shrewsbury, Oswestry and Bridgnorth place plan areas as these are the most populated settlements in the County.

Recommendations

- I** Protect current stock of 3G pitches and retain on the FA Pitch Register.
- I** Look to create additional 3G provision in the Central, North East, North West, South and South East analysis areas in order to alleviate identified shortfalls.
- I** Ensure that any new 3G pitches have community use agreements in place.
- I** Ensure all current and future providers have in place a sinking fund to ensure long-term sustainability.
- I** Ensure that all new 3G pitches are constructed to meet FA and FIFA recommended dimensions and quality performance standards.
- I** Encourage more match play demand to transfer to 3G pitches and ensure that pitches remain suitable to accommodate such demand through appropriate certification when it is required.
- I** Ensure that any new 3G pitches are priced competitively against the cost of hiring a grass pitches and are aimed at local grassroots clubs.
- I** When any new full size 3G pitches are created within the Authority the feasibility of making them World Rugby Compliant should be examined.
- I** Ensure discussions take place between the Council, EH, Shropshire FA and FF before any new 3G or hockey suitable provision is created to ensure stock sustainability.
- I** Update the Local Football Facilities Plan for Shropshire in due course with findings from the PPOSS.

4.3 Cricket pitches

Assessment report summary

- I Overall, there is currently a sufficient supply of cricket squares in Shropshire to cater for current Sunday and Midweek demand, however, there is a shortfall of 29 match equivalent sessions a season for Saturday cricket.**
- I** There are 80 grass wicket squares in Shropshire located across 60 sites, of these, 61 are available for community use across 53 sites. All 19 grass squares that are not available for community use are located at schools.
- I** There is a disused grass cricket square at The Robert Jones and Agnes Hunt Othopedic & District Hospital Sports Field.
- I** In Shropshire, there are 19 NTPs that accompany grass wicket squares in addition to 17 standalone NTPs.
- I** Most clubs (67% or 32) in Shropshire have secure tenure at their home venues through ownership, long term lease or renting from Shropshire Council, Parish or Town Councils.
- I** Non-technical assessments found 60 grass wicket squares being good quality, nine standard quality and four poor quality (Harcourt Cricket Club, Hinstock Cricket Club, Unison Club and Hodnet Social Club).
- I** The audit of ancillary facilities determines that all but nine sites, that are currently accessed for affiliated cricket, are accompanied by either good or standard quality changing rooms.
- I** Although the majority of clubs are serviced by practice facilities, 14 clubs indicate through aspirations for additional or enhancements on their current training facilities.
- I** There are 51 clubs competing in Shropshire generating 257 teams. This equates to 138 senior men's, 17 senior women's and 90 junior boys' and 11 junior girls' teams
- I** Shifnal CC currently exports its third and fourth Saturday men's teams to its second ground that is located in South Staffordshire (approximately six miles away).
- I** There is anticipated future demand in Shropshire from ECB initiatives such as All Stars, Dynamos and Women & Girls Softball.
- I** Actual spare capacity for senior cricket is enough to accommodate an additional eight senior men's teams on Saturdays.
- I** There is overall actual spare capacity of 19 teams which could be established for Sunday cricket.

SHROPSHIRE COUNCIL STRATEGY & ACTION PLAN

- There is enough junior peak time (midweek) available across Shropshire to accommodate an additional 66 junior teams
- There are nine sites in Shropshire considered to be overplayed by a total of 117 match equivalent sessions per season.

Scenarios

Loss of unsecured sites

There are 16 cricket clubs which have unsecure tenure at sites which they access.

Table 4.21: Summary of unsecure cricket demand across Shropshire

Analysis area	Place plan	Site ID	Site	Club	Amount of unsecure demand
Central	Shrewsbury	259	Unison Club (Column Cricket, Bowls & Tennis Club)	Column CC	38
Central	Shrewsbury	355	Alberbury Cricket Club	Alberbury CC	52
North East	Market Drayton	138	Hodnet Social Club	Hodnet & Peplow CC	12
North East	Market Drayton	202	Norton in Hales Community Sports Club	Norton in Hales CC	30
North East	Wem	93	Coton Hall Cricket Club	Coton Hall CC	10
North East	Wem	127	Harcourt Cricket Club	Harcourt CC	12
North East	Whitchurch	57	Calverhall Cricket Ground	Calverhall CC	17
North West	Ellesmere	128	Hardwick Park (Frankton Cricket Club)	Frankton CC	46
South	Cleobury Mortimer	77	Cleobury Mortimer Playing Field	Cleobury Mortimer CC	12
South	Ludlow	166	Ludlow Cricket Ground	Ludlow CC	54
South East	Bridgnorth	40	Bridgnorth Bowls, Cricket & Hockey Club	Bridgnorth CC	67
South East	Bridgnorth	53	Burwarton Cricket Club	Burwarton CC ¹⁷	4
South East	Bridgnorth	237	Sandford Park	Claverley CC	28
South East	Broseley	17	Barrow Park	Willey CC	24
South East	Highley	238	Severn Centre	Highley CC	12
South West	Church Stretton	2	Acton Scott Cricket Club	Acton Scott Village CC	6
South West	Craven Arms	181	Millichope Park	Corvedale CC	16

If access to these sites was lost there will be a need to accommodate 423 match equivalent sessions per season elsewhere in Shropshire. This equates to 90 match equivalent sessions per season in the Central Analysis Area, 64 match equivalent sessions in the North East, 46 match equivalent sessions in the North West, 66 match equivalent sessions in the South, 135 match equivalent sessions in the South East and 22 match equivalent sessions in the South West Analysis Area.

¹⁷ Unaffiliated demand

SHROPSHIRE COUNCIL STRATEGY & ACTION PLAN

There is no capacity to accommodate additional demand at senior peak time across the Authority. Therefore, there would be a need to create new provision in each analysis area if any of these clubs were to lose access to their existing sites. Any new provision created would also need to meet ECB ball strike regulations.

Alternatively, an option would be to secure tenure for the above clubs at their current sites through a long-term lease or licence agreement with the owners. For example, Alberbury CC indicates it is in negotiations with Oxford College to formalise a long term lease for the use of Alberbury Cricket Club. In addition, Bridgnorth CC currently leases Bridgnorth Bowls, Cricket & Hockey Club from the Apley Estates until 2021 and has aspiration to renegotiate a new longer term lease on the site.

Alleviating overplay

As seen in the table below, a total of nine sites in Shropshire considered to be overplayed by a total of 117 match equivalent sessions per season.

The overplay on grass cricket squares in Shropshire derives from four analysis areas. The Central Analysis Area has overplay totalling 38 match sessions per season, the North East Analysis Area which has overplay totalling 42 match sessions per season, the North West Analysis Area has overplay totalling 13 match sessions per season and the South East Analysis Area has overplay totalling 24 match sessions per season.

Table 4.22: Summary of overplay on grass cricket squares across Shropshire

Analysis area	Place plan	Site ID	Site name	Number of squares	Overplay (matches per season)
Central	Shrewsbury	259	Unison Club (Column Cricket, Bowls & Tennis Club)	1	38
North East	Market Drayton	113	Falcon Fields (Woore Cricket Club)	1	18
North East	Market Drayton	138	Hodnet Social Club	1	12
North East	Wem	127	Harcourt Cricket Club	1	12
North West	Ellesmere	112	Ellesmere Cricket Club	1	5
North West	Oswestry	148	Knockin & Kinnerly Cricket Ground	1	8
South East	Bridgnorth	40	Bridgnorth Bowls, Cricket & Hockey Club	1	17
South East	Bridgnorth	296	The Quatt Oval	1	1
South East	Bridgnorth	360	Alveley Cricket Club - Four Oaks Ground	1	6
Total				9	117

As a guide, those sites which display overplay of less than 10 matches per season (The Quatt Oval, Ellesmere Cricket Club, Knockin & Kinnerly Cricket Ground and Alveley Cricket Club – Four Oaks Ground) are generally able to sustain this with appropriate and rigorous maintenance.

For Unison Club (Column Cricket, Bowls & Tennis Club), Hodnet Social Club and Harcourt Cricket Club the majority of overplay can be alleviate through improving square and outfield quality from poor to good quality through enhanced levels of regular maintenance. If each square was improved to good quality overplay would be fully alleviated at Hodnet Social Club and Harcourt Cricket Club and overplay at Unison Club (Column Cricket, Bowls & Tennis Club) would be reduced to less than 10 match per season.

SHROPSHIRE COUNCIL STRATEGY & ACTION PLAN

For Bridgnorth Bowls, Cricket & Hockey Club, one solution could be to consider installing non-turf wickets to accompany the grass wickets. Please note that inclusion of a non-turf wicket for the management of fixtures would not alleviate all of the overplay issues, this would also be subject to league rules and minimum pitch specifications (the overall ground size is 115m which can accommodate a nine strip square (see ECB S9 pitch layout). Where possible the addition of a non-turf wicket could be considered for junior cricket (up to U15s) and potentially lower league cricket which will take the burden off remaining wickets due to intensification of use. They currently send their third team to another venue and when their girls reach 13 years of age they are encouraged to join another club, which has a detrimental effect on the sustainability and growth of the game.

Potential options to alleviate overplay at Falcon Fields (Woore Cricket Club) are limited as the provision is already good quality and the square is accompanied by an NTP. It is recommended, where possible, there is greater utilisation of the onsite NTP in order to reduce overplay. In addition, it should be examined if there can possibly be any additional grass wicket established on the square in order to increase capacity. As the current level of overplay is not too extensive it is recommended the Club attempt the abovementioned options to make the overplay manageable before examining other options such as the transferal of demand off the site. They are currently going through remedial works on their outfield where there were significant undulations in the outfield these are being made good by filling in with new soil/grass. This will not alleviate the overplay but will allow improved use of their outfield for practice.

Future demand

The table below shows a summary of quantified club aspirations for future demand, as informed through consultation. It should be noted that preceding Assessment report identified peak time for the senior men, senior women and junior teams, this equates to Saturday, Sunday and Midweek respectively.

Table 4.23: Summary of future demand (club aspirations)

Analysis area	Place plan	Club	Future demand			
			Senior men	Senior women	Junior	Total
Central	Pontesbury & Minsterley	Pontesbury CC	1	2	2	5
Central	Shrewsbury	Alberbury CC	1	1	3	5
Central	Shrewsbury	Beacon CC	-	2	-	2
Central	Shrewsbury	Bomere Heath CC	-	-	2	2
Central	Shrewsbury	Cound CC			1	1
Central	Shrewsbury	Wroxeter & Uppington CC	1	-	-	1
North East	Market Drayton	Hinstock CC	-	1	1	2
North East	Market Drayton	Norton in Hales CC	-	-	3	3
North East	Market Drayton	Woore CC		1	1	2
North East	Wem	Wem CC	-	1	1	2
North East	Whitchurch	Calverhall CC	1	-	1	2
North East	Whitchurch	Prees CC	1	-	-	1
North East	Whitchurch	Whitchurch CC	-	1	-	1
North West	Ellesmere	Frankton CC	-	1	1	2
North West	Oswestry	Cae Glass CC	-	-	1	1
North West	Oswestry	Whittington CC ¹⁸	1	-	-	1

¹⁸ The Club folded in 2019, however, aspires to establish a senior men's team for the 2020 season.

SHROPSHIRE COUNCIL STRATEGY & ACTION PLAN

Analysis area	Place plan	Club	Future demand			
			Senior men	Senior women	Junior	Total
South	Ludlow	Ludlow CC	1	1	-	2
South East	Albrighton	Albrighton CC	-	-	1	1
South East	Bridgnorth	Alveley CC	1	2	3	6
South East	Broseley	Broseley CC	1	-	1	2
South East	Highley	Chelmarsh CC	1	-	-	1
South East	Shifnal	Shifnal CC	-	1	2	3
South West	Church Stretton	Church Stretton CC	-	1	1	2
Total			10	15	25	50

Of clubs that responded to consultation, total future growth totals ten senior men's ten senior women's and 25 junior teams.

Table 4.24: Summary of future demand (club aspirations)

Analysis area	Place plan	Number of teams			Total
		Senior men's (Saturday)	Senior women's (Sunday)	Junior (Midweek)	
Central	Pontesbury & Minsterley	1	1	2	4
	Shrewsbury	2	2	6	10
North East	Market Drayton	-	2	5	7
	Wem	-	-	1	1
	Whitchurch	2	1	1	4
North West	Ellesmere	-	1	1	2
	Oswestry	1	-	1	2
South	Ludlow	1	1	-	2
South East	Albrighton	-	-	1	1
	Bridgnorth	1	2	3	6
	Broseley	1	-	1	2
	Highley	1	-	-	1
	Shifnal	-	-	2	2
South West	Church Stretton	-	-	1	1

This is expressed by 14 teams in the Central Analysis Area, 12 teams in the North East, four in the North West, two in the South, 12 in the South East and one in the South West. Using the above club aspirational demand information, the potential future capacity for cricket squares across Shropshire can be analysed for Saturday, Sunday and Midweek cricket.

Future Saturday cricket capacity balance

The table overleaf looks at capacity for Saturday senior cricket when taking into consideration the abovementioned future club aspirational demand.

For this, please note that future demand is converted from squares to match equivalent sessions. This is calculated by using the average number of matches played per season by senior teams (11) multiplied by the number of club aspirational teams for additional senior men's teams in each analysis area.

SHROPSHIRE COUNCIL STRATEGY & ACTION PLAN

Table 4.25: Capacity balance of grass cricket squares for Saturday cricket

Analysis area	Actual spare capacity (match sessions per season)	Demand (match sessions per season)		
		Overplay	Future demand	Future total
Central	11	38	33	60
North East	22	42	22	42
North West	-	13	11	24
South	-	-	11	11
South East	33	24	33	24
South West	22	-	-	22
Total	88	117	110	139

Analysis suggests that if all club aspirational future demand is actualised there would be a substantial overall shortfall for senior Saturday cricket equating to 139 match equivalent sessions per season. This being said there would be marginal capacity in the South West only Analysis Area.

In addition, of the 10 clubs which state future demand for an additional senior men's team only five have actual spare capacity to accommodate another team on a Saturday. These are Wroxeter & Uppington CC (Wroxeter & Uppington Cricket Club), Calverhall CC (Calverhall Cricket Ground), Prees CC (Prees Cricket and Recreation Club), Chelmarsh CC (Chelmarsh Sports & Social Club and Whittington CC (Whittington Cricket & Bowling Club)

The remaining clubs do not have suitable capacity for further demand on a Saturday, these are listed in the table overleaf in addition to potential sites which could accommodate their future demand. These sites are located within the same analysis area as the clubs and have spare capacity on a Saturday.

SHROPSHIRE COUNCIL STRATEGY & ACTION PLAN

Table 4.26: Capacity balance of grass cricket squares for Saturday cricket

Analysis area	Place plan	Site ID	Site Name	Club name	Comments
Central	Pontesbury & Minsterley	218	Pontesbury Playing Fields	Pontesbury CC	One option is to develop their existing site to incorporate a Junior/Women's Square but improved ancillary facilities would be required.
	Shrewsbury	355	Alberbury Cricket Club	Alberbury CC	One option is to develop their existing site to incorporate a Junior/Women's Square but improved ancillary facilities would be required
South	Ludlow	166	Ludlow Cricket Ground	Ludlow CC	The Club could potentially use Moor Park School to accommodate additional demand however tenure would need to be secured.
South East	Bridgnorth	360	Alveley Cricket Club – Four Oaks Ground	Alveley CC	The Club could potentially use is former site Alveley Recreation Ground to accommodate future demand however tenure would need to be secured.
	Broseley	47	Broseley Cricket Club	Broseley CC	The Club could potentially use Severn Centre to accommodate future demand however tenure would need to be secured. OR Corvedale CC, Much Wenlock CC or Willey CC

If the above-mentioned sites cannot be used to actualise future aspirational demand from these clubs there would be a need create new provision within the Central, South and South East Analysis Area to actualise future demand.

Future Sunday cricket capacity balance

The table overleaf looks at capacity for Sunday senior cricket when taking into consideration future club aspirational demand.

For this, please note that future demand is converted from squares to match equivalent sessions. This is calculated by using the average number of matches played per season by senior teams (11) multiplied by the number of club aspirational teams for additional senior women's teams in each analysis area.

Across Shropshire a substantial number of clubs report aspirations to increase the number of women's teams they field. Therefore, any potential future demand generated from the ECB initiative for women's and girls' softball is incorporated within this figure of the overall future demand for 10 additional women's teams.

Table 4.27: Capacity balance of grass cricket squares for Sunday cricket

Analysis area	Actual spare capacity (match sessions per season)	Demand (match sessions per season)		
		Overplay	Future demand	Future total
Central	66	38	33	5
North East	55	42	33	20
North West	-	13	11	24
South	-	-	11	11
South East	55	24	22	9
South West	33	-	-	33
Total	209	117	110	18

Analysis suggests that if all club aspirational future demand is actualised there would be an overall shortfall for senior Sunday cricket equating to 18 match equivalent sessions per season. However, there would be marginal capacity in the South West only Analysis Area.

Furthermore, of the nine clubs which state future demand for a senior women's team only one, Beacon CC, has actual spare capacity to accommodate additional demand on a Sunday at Frankwell Recreation Ground.

The remaining clubs do not have suitable capacity for further demand on a Sunday, these are listed in the table overleaf in addition to potential sites which could accommodate their future demand. These sites are located within the same analysis area as the clubs and have spare capacity on a Sunday.

SHROPSHIRE COUNCIL STRATEGY & ACTION PLAN

Table 4.28: Capacity balance of grass cricket squares for Saturday cricket

Analysis area	Place plan	Site Id	Site Name	Club name	Comments
Central	Pontesbury & Minsterley	218	Pontesbury Playing Fields	Pontesbury CC	
	Shrewsbury	355	Alberbury Cricket Club	Alberbury CC	
North East	Market Drayton	113	Falcon Fields (Woore Cricket Club)	Woore CC	The Club could potentially use Market Drayton Community Amateur Sports Club accommodate additional demand however tenure would need to be secured. Which they have done during 2020 whilst their ground works are carried out. It must be said this was done as Market Drayton decided not to run a team during 2020 because of the short season and COVID implications.
	Market Drayton	133	Hinstock Cricket Club	Hinstock CC	Future demand can be accommodated on the site however pitch quality needs to be improved.
	Whitchurch	130	Heath Road Ground	Whitchurch CC	The limited amount of spare capacity on the site cannot accommodate a senior women's team on a Sunday, The Club could potentially use Calverhall Cricket Ground or Prees Cricket and Recreation Club to accommodate additional demand however tenure would need to be secured
North West	Oswestry	128	Hardwick Park	Frankton CC	The limited amount of spare capacity on the site cannot accommodate a senior women's team on a Sunday, Limited options available to accommodate any further demand in the Analysis Area. Unless there were improvements at Whittington CC, which could then be considered.
South	Ludlow	166	Ludlow Cricket Ground	Ludlow CC	The Club could potentially use Moor Park School to accommodate additional demand however tenure would need to be secured.
South East	Bridgnorth	360	Alveley Cricket Club – Four Oaks Ground	Alveley CC	The Club could potentially use is former site Alveley Recreation Ground to accommodate future demand however tenure would need to be secured.

If the above-mentioned sites cannot be used to actualise future aspirational demand from these clubs, there would be a need to create new provision within the Central, North East, North West South and South East Analysis Area to actualise future demand.

SHROPSHIRE COUNCIL STRATEGY & ACTION PLAN

Future Midweek cricket capacity balance

The table below looks at capacity for Midweek cricket when taking into consideration future club aspirational demand.

For this, please note that future demand is converted from squares to match equivalent sessions. This is calculated by using the average number of matches played per season by junior teams (four) multiplied by the number of club aspirational teams for additional senior women's teams in each analysis area.

Across Shropshire a substantial number of clubs report aspirations to increase the amount of junior teams they field. Therefore, any potential future demand generated from the ECB initiative for Dynamos or All Stars Cricket is incorporated within this figure of the overall future demand for 25 additional women's teams.

Table 4.29: Capacity balance of grass cricket squares for junior cricket

Analysis area	Actual spare capacity (match sessions per season)	Demand (match sessions per season)		
		Overplay	Future demand	Future total
Central	84	38	32	14
North East	72	42	28	2
North West	8	13	8	13
South	-	-	-	
South East	64	24	28	12
South West	36	-	4	32
Total	264	117	100	47

Analysis suggests that if all club aspirational future demand is actualised there would be a overall capacity to accommodate future demand however there would be a minimal shortfall of 13 match equivalent sessions in the North West Analysis Area.

This shortfall is considered to marginal with measures such as creation of NTPs Hardwick Park, Knockin & Kinnerly Cricket Club and Ellesmere Cricket Club in addition to greater utilisation of the NTP at Gatacre Playing Fields alleviating this demand – this needs replacement it is not in a condition where match play can take place..

Future demand conclusion

As discussed above there are issues finding suitable capacity to accommodate future demand on a Saturday and Sunday whereas there is considered enough capacity for midweek demand, with the creation of more and greater utilisation of NTPs within the North West Analysis Area.

If clubs cannot access other sites within their Analysis Area to accommodate future demand or make qualitative improvements as suggested there would be a need to create additional cricket provision. The following sites are either operating at capacity or would find accommodating future demand problematic.

Table 4.30: Site which would find accommodating future demand problematic

Analysis area	Place plan	Site ID	Site Name	Club name
Central	Pontesbury & Minsterley	218	Pontesbury Playing Fields	Pontesbury CC
	Shrewsbury	249	Shrewsbury Cricket Club	Shrewsbury CC
	Shrewsbury	350	Shelton Recreation Ground	Shelton CC
	Shrewsbury	355	Alberbury Cricket Club	Alberbury CC
North East	Market Drayton	113	Falcon Fields (Woore Cricket Club)	Woore CC
	Market Drayton	133	Hinstock Cricket Club	Hinstock CC
	Wem	1	Acton Reynald Cricket Club	Acton Reynald CC
	Whitchurch	130	Heath Road Ground	Whitchurch CC
North West	Ellesmere	112	Ellesmere Cricket Club	Ellesmere CC
	Oswestry	128	Hardwick Park	Frankton CC
	Oswestry	209	Oswestry Cricket Club	Oswestry CC
South	Ludlow	166	Ludlow Cricket Ground	Ludlow CC
South East	Bridgnorth	40	Bridgnorth Bowls, Cricket & Hockey Club	Bridgnorth CC
	Bridgnorth	360	Alveley Cricket Club – Four Oaks Ground	Alveley CC
	Shifnal	244	Priorslee Road	Shifnal CC

Therefore, the above mentioned clubs/sites should be monitored on an annual basis to ensure their provision meets their levels of demand. If future capacity issues arise the feasibility of creating additional capacity at these sites, or creation of new provision, should be examined with the ECB, SCB and Shropshire Council.

Cricket Specific Supplementary Information

Since the production of the proceeding Assessment report there has been further analysis carried out by Shropshire Cricket and the ECB on particular sites across the Authority which are deemed to be potentially problematic. These problems range for the abovementioned issues with future capacity or qualitative problems regarding ancillary or playing provision.

These issues are outlined in greater detailed below and will be factored later in the document in both Part 6: Action Plan and Part 7: Housing Growth Scenarios.

Pontesbury Playing Fields (Pontesbury CC) – the Club has a rapidly expanding Women’s Section and already has a well-established Junior Section. In addition, it also has an excellent relationship with neighbouring schools with its catchment area covering demand for a lot of the South West of Shropshire and West of Shrewsbury.

There is a need for the development of a second pitch (A five wicket grass square to include an NTP) within the boundary of their current site which could be dedicated to Junior and Women & Girls cricket. The ancillary facilities at Pontesbury Playing Fields are in need of expansion to accommodate current and future demand with the Club currently in discussions with the Parish Council regarding this site development. Football also utilised the site which has been identified to accommodate the cricket expansion plans.

Shrewsbury Cricket Club (Shrewsbury CC) – the Club is constrained by its one pitch site, due to its own demand and also the requirements of the County sides, putting excessive pressure on site already close to peak demand. The Club would like to expand its Junior and Women and Girls participation, but the capacity of the site is restrictive.

Frankwell Recreation Ground – without imminent improvements to the ancillary facilities the future of the clubs playing from this site could be under threat as the fabric, size and facility offering have deteriorated in recent years. The Town Council do have 106 monies to improve the surrounding grass facility and monies set aside for the extension to the existing building, it could require additional investment due to the extent of the deterioration to the building in recent times.

The Kynaston Ground (Wem CC) - the site currently has sufficient capacity; however, the Club has seen a rapid rise in Women's activity and its Juniors have not been expanded on due to a lack of volunteers. As part of the Clubs Development Plan it plans to reignite this which in turn potentially start to put the facility under strain. There is an excellent relationship between the Club and Thomas Adams School who may be able to accommodate if there was some investment into its facilities including another NTP appropriately positioned for Junior activity in the outfield.

Heath Road Ground (Whitchurch CC) – the Club is in discussions with a developer of an adjacent site to expand the existing facility which is much needed as its Junior section continues to expand. The Club used to utilise cricket at Whitchurch Sports & Leisure Centre which became unsafe (permanent running track lines on outfield) and not well maintained. The development would require another six wicket square, changing rooms and potentially a NTP.

Ellesmere Cricket Club (Ellesmere CC) – as mentioned above the site is located within a flood zone and therefore has very poor drainage. When the Club cannot access the site, it utilises provision at Ellesmere College until the ground has dried out but this it is not conducive to the sustainability of the Club. The ancillary facilities at Ellesmere Cricket Club are very dated and is unfit for purpose to attract Juniors and Women and Girls. It is anticipated the Club will struggle to grow or sustain levels of participation based on the quality issues of the playing provision and ancillary facilities.

Oswestry Cricket Club (Oswestry CC) - the Club is the major club in the market town and operate from a one pitch site which cannot accommodate the potential demand due to the surrounding site size. It has used Oswestry School for overflow of senior teams which could be considered again but if the Club are to realise its full potential an expansion or movement to another site would be advantageous.

Additionally, Oswestry CC is located near large primary and secondary schools meaning an increase demand could easily achievable if additional capacity where to be established. The Club could utilise the Gateacre Playing Fields however if it did so it is anecdotally suggested that it would lose identity and the socialisation of families, which could reduce or stagnate demand.

Whittington Cricket and Bowling Club – this site has been identified by Shropshire Cricket as ideal for a North Western hub for Women and Girls cricket. Clubs in the sites immediate location such as Oswestry CC and Knockin & Kinnerley CC both have fledgling female cricket sections which could combine to a regional hub as both of their existing sites only house one pitch and experience capacity issues. The facility would need some investment to make them accommodating along with the reinstatement of the square.

Bridgnorth Bowls, Cricket & Hockey Club (Bridgnorth CC) – the Club has recently agreed a new lease, which should be finalised in the coming weeks (September 2020). Its current site is overused, resulting in it having to send its 13 year plus girls to other clubs and its third men's team currently play at The Quatt Oval. Furthermore, it has a Junior section boasting over 200 children which are in imminent need of an alternative site.

The Club has commenced discussions regarding a piece of land left of Bridgnorth Bowls, Cricket & Hockey Club in a will from its recently deceased President who was the owner of local Estate Agents. It has prepared initial documents surrounding the site and its proposed usage. This will require the development of the site to include a “basic” pavilion as they would still want the social side of the Club to be carried out at its existing site with the primary use for its Juniors, Women and Girls and 3rd team.

Alveley Cricket Club Four Oaks Ground (Alveley CC) – the Club aspirations can be managed utilising their new site (Four Oaks Ground) and any overflow by re-establishing links with its old site, Alveley Recreation Ground.

Priorslee Road (Shifnal CC) – the Club host a lot of County Senior and Junior activity which puts the facility under strain. It is detrimental to the future development of cricket in the area that a local site secondary square should be sought with ideally a two square development or an adjacent/nearby single square site.

Ironbridge Power Station

Ironbridge Power Station (South East Analysis Area) is identified as strategic site for having potential to contribute to achieving the aspirations of the Economic Growth Strategy for Shropshire, although it is situated on the border with the neighbouring authority of Telford & Wrekin. The site was purchased in 2018 by the Haworth Group with its emerging proposal of the site involving a mixed development including but not limited to around 1,000 houses, employment land, retirement village, local services, leisure facilities and significant areas of green infrastructure.

The site currently has a disused sports field that previously hosted two adult football pitches and a five wicket grass cricket square in addition to a poor quality clubhouse. The Haworth Group reports this area is proposed to be retained as part of the above mentioned masterplan.

Anecdotal evidence suggests there is a shortfall of cricket provision in the south of Telford & Wrekin which is located adjoining the South East Analysis Area of Shropshire. Additionally, with the potential anticipated future growth in population surrounding the Ironbridge Power Station there may be a future requirement for the disused cricket provision on the site to be reinstated or mitigated.

Currently there is overplay amounting to 24 match equivalent sessions within the South East Analysis Area within Shropshire. To alleviate this shortfall, there would be a need to create a good quality square with a minimum of five senior grass wickets.

This being said, creation of such provision realistically would alleviate all this overplay as only selective clubs could use the site based on its geographical location. Potential clubs within the locality of the Ironbridge Power Station site are Much Wenlock CC, Broseley CC, Shifnal CC, Willey CC and Wroxeter & Uppington CC.

Flooding

As outlined in greater detail in Part 5: Strategic Recommendations there are a total of 27 sporting sites that are located on flooding Zone Two and/or Zone Three. For cricket that involves the following sites.

Table 4.31: Cricket sites within flood zones across Shropshire¹⁹

Analysis area	Place plan	Site ID	Site name	Sport/s	Flood zones	
					2	3
Central	Shrewsbury	115	Frankwell Recreation Ground	Football Cricket	Yes	Yes
North West	Ellesmere	112	Ellesmere Cricket Club	Cricket	Yes	
South East	Bridgnorth	116	Friars Playing Fields	Football Cricket Rugby union	Yes	Yes
South East	Much Wenlock	356	Ironbridge Power Station	Lapsed Cricket & Football	Yes	Yes
South West	Church Stretton	236	Russels Meadow Ground	Football Cricket	Yes	Yes

Due to their locations addressing quality issues through drainage improvements can often be ineffective with options such as dedicated regular and routine maintenance regimes consider a more effective solution. If these sites do flood it is recommended relevant flood relief funds are applied for to address issues and alternative venues are found for clubs utilising the provision.

Recommendations

- i Protect all cricket squares in current use.
- i Work with clubs and grounds staff to review quality issues on squares to ensure appropriate quality is achieved at sites assessed as standard and sustained at sites assessed as good.
- i Assist in the reinstatement of cricket demand at Whittingham Cricket & Bowling Club.
- i Look to reinstate lapsed cricket provision at Ironbridge Power Station using housing developer contributions.
- i Ensure security of tenure for all clubs with lease arrangements in place by ensuring agreements have over 25 years remaining.
- i Support pavilion developments where it is required.
- i Explore options to provide clubs capacity for future demand including square quality improvements, creation of NTPs, securing tenure and secondary sites or creating new provision if required.
- i Any new cricket provision created should have a ball strike assessment carried out as a matter of due course. Where new housing or building developments are under consideration within proximity to existing facilities a ball strike risk assessment should be undertaken. In addition, any clubs which could be potentially affected by this issue should be signposted to the ECB.
- i Deliver the All Stars Cricket, Dynamos and women & girls programmes and seek to increase junior and female participation as a result.
- i Work to increase women and girls' participation in line with the emerging Inspiring Generations ECB Strategy and protect existing provision so that women and girls have a suitable place to practise and play.

¹⁹ Refer to Appendix Five for maps of all provision falling in the flood zones

- I Monitor sites located on flood zones and carry out relevant improvements when required.
- I Using supplementary information provided by the Shropshire Cricket and the ECB look to address capacity and/or quality issues at Pontesbury Playing Fields, Shrewsbury Cricket Club, Frankwell Recreation Ground, Heath Road Ground, The Kynaston Ground, Ellesmere Cricket Club, Oswestry Cricket Club, Bridgnorth Bowls, Cricket & Hockey Club, Alveley Cricket Club Four Oaks Ground / Alveley Recreation Ground and Priorslee Road.

4.4 Rugby union - grass pitches

Assessment report summary

- I **Overall, there is a current shortfall of 13.5 match equivalent sessions per week on senior rugby union pitches to meet current demand.**
- I This is further exacerbated when considering future demand, resulting in a future shortfall of 21.75 match equivalent sessions.
- I Within Shropshire there are 58 senior pitches, six junior pitches and 31 mini pitches provided, with all but five pitches being available for community use. This in total amounts to 95 pitches. Of these 95 pitches, 75 (79%) are available for community use across 30 sites.
- I A total of eight clubs (73%) have secure tenure at their home venue through either freehold or long term lease. The remaining three clubs (Market Drayton RFC, Shifnal Saxons RFC and Church Stretton RFC) are considered to have unsecure tenure.
- I Bridgnorth RFC and Oswestry RFC both have ambitions to create individual home sites where all their respective demand can be accommodated.
- I Market Drayton RFC reports Greenfields Sports Ground has been identified in the Neighbourhood Local Plan for potential housing development.
- I Ludlow RFC aspires to create an additional senior pitch on an area of land known locally as Linney Park.
- I Of the community available pitches in Shropshire, 26 are assessed as good quality, 15 as standard and 29 as poor.
- I Pitches at Shrewsbury Rugby Club, Whitchurch Rugby Football Club, Edgar Davies Ground, Severn Park and Swancote Energy Park are all assessed as good quality due to the high levels of sustained maintenance carried out by the respective clubs.
- I There are nine sites used by clubs in Shropshire which accommodate at least one poor quality pitch.
- I It should be noted that since club consultation and non-technical assessments took place in January 2020 this has affected pitches at Edgar Davies Ground, Severn Park and Ludlow Rugby Football Club.
- I Bridgnorth RFC and Oswestry RFC both have aspirations to improve the ancillary provision they access.
- I There are 11 community rugby union clubs based in Shropshire providing a total of 93 teams. This is divided into six ad hoc senior Vets/Social teams, two senior women's, 21 senior men's, three junior girls', 23 junior boys' and 38 mini teams.
- I Overall, seven clubs in Shropshire report future aspirations to create a total of 18 teams which equates to 8.25 match equivalent sessions on senior pitches.
- I Of the seven clubs that have ambitions to increase participation, five (71%) specifically state aspirations to directly expand their women and girls' offering by at least one team.
- I In total there are two match equivalent sessions of actual spare capacity on senior pitches at Shrewsbury Rugby Club (Central Analysis Area) and 2.5 match equivalent sessions of actual spare capacity on senior pitches at Whitchurch Rugby Club (North East Analysis Area).
- I There are eight pitches across six sites in Shropshire which are overplayed by a total of 18 match equivalent sessions per week.

SHROPSHIRE COUNCIL STRATEGY & ACTION PLAN

Scenarios

Bishop Castle & Onny Valley RFC – Bishop Castle & Onny Valley Rugby Club

Bishop Caste RFC currently accessing one poor quality (M0/D1) senior floodlit pitch for both its training and competitive demand from its two senior men's teams. This result in the pitch being overplayed by 0.5 match equivalent sessions a week.

The table below, examines the impact on improving both maintenance and drainage would have on the capacity of the pitch.

Table 4.32: Improving pitch quality at Bishop Castle & Onny Valley Rugby Club

Analysis area	Place plan	Site ID	Site name	No. of pitches	Pitch type	Floodlit?	Current quality	Current capacity rating ²⁰	Improved quality	New capacity rating ²¹
South West	Bishop's Castle	32	Bishop Castle & Onny Valley Rugby Club	1	Senior	Yes	Poor (M0/D1)	0.5	Standard (M1/D1)	
									Standard (M1/D2)	0.5
									Good (M2/D1)	1
									Good (M2/D2)	1.75

As shown above, in order to alleviate the overplay on the pitch there would be a need to improve the maintenance on the pitch by one increment. Any further improvements to pitch quality through either maintenance or drainage enhancement would create capacity.

Bridgnorth RFC

As seen in the table overleaf, Bridgnorth RFC currently utilises provision at Edgar Davies Ground, Severn Park and Swancote Energy Park. Of which only Severn Park is overplayed by two match equivalent sessions as it is utilised for both training and competitive demand.

²⁰ Match equivalent sessions include both training and competitive demand

²¹ Match equivalent sessions

SHROPSHIRE COUNCIL STRATEGY & ACTION PLAN

Table 4.33: Summary of pitches used by Bridgnorth RFC

Analysis area	Place plan	Site ID	Site name	No. of pitches	Pitch type	Floodlit?	Current quality	Current capacity rating ²²
South East	Bridgnorth	109	Edgar Davies Ground (Bridgnorth RFC)	Senior	1	No	Good (M2/D1)	2
South East	Bridgnorth	239	Severn Park	Senior	2	Yes	Good (M2/D1)	2
South East	Bridgnorth	358	Swancote Energy Park	Mini	6	No	Good (M2/D1)	15
South East	Bridgnorth	358	Swancote Energy Park	Junior	1	No	Good (M2/D1)	2.5
South East	Bridgnorth	358	Swancote Energy Park	Senior	2	No	Good (M2/D1)	4.5

The Edgar Davies Ground and Severn Park are both located on flood zones. As a result, carrying out any improvements to the drainage on these sites would have limited effectiveness. Therefore, in order to alleviate the shortfalls at Severn Park, as maintenance is already maximised, competitive or training demand needs to be transferred off the pitches. Potential options would be transferring demand onto the Edgar Davies Ground; however, this would require installing floodlights on the pitch. Alternatively, demand could be relocated to Swancote Energy Park but this would require securing tenure on the site and creation of portable/ permanent floodlights.

The Club also has ambitions to create a permanent clubhouse facility at the Edgar Davies Ground. As previously stated, the site is located on a flood zone and any future building developments would need to take this into consideration in order to reduce future complications.

Clee Hill Rugby Club

There are two senior pitches located at Clee Hill Rugby Club one is poor quality (pitch 1) (M0/D1) and the other (pitch 2) is of good quality. Neither of which are fully floodlit. As shown below, if pitch 1 at Clee Hill Rugby Club was improved from a M0/D1 to minimum quality of M1/D1 current levels of overplay would be reduced to 0.75 match equivalent sessions. In fact, in order to fully alleviate the current levels of overplay there would be a need to improve pitch quality to a minimum quality of M2/D1.

This being said, when taking into consideration future levels of aspirational demand from Clee Hill RFC (3.75 match equivalent sessions) even if pitch quality was improved to a maximum quality of M2/D3 there would still be overplay on the site.

²² Match equivalent sessions include both training and competitive demand

SHROPSHIRE COUNCIL STRATEGY & ACTION PLAN

Table 4.34: Impact on current and future capacity from maintenance and drainage improvements for Clee Hill RFC

Analysis area	Place plan	Site ID	Site name	No. of pitches	Pitch type	Floodlit?	Current quality	Current capacity rating ²³	Improved quality	New capacity rating ²⁴
South	Ludlow	76	Clee Hill Rugby Club (Tenbury Road)	2	Senior	No	Poor (M0 / D1)	1.25	Standard M0/D2	0.75
							Good (M1 D1)		Standard (M1/D1)	0.75
									Standard (M1/D2)	0.25
									Good (M2/D1)	0.25
									Good (M2/D2)	0.5

Therefore, in addition to pitch improvements through maintenance enhancements the Club should be assisted in accessing additional pitch provision. Anecdotal evidence suggests the Club is enquiring to use land adjacent to its site to create more rugby union provision for its mini and junior teams. If successful this would alleviate future shortfalls, however as stated, pitch improvements would also still be required. It should be noted that the Club has recently received Sport England Community Asset Funding for pitch levelling and drainage equating to £30k (2020).

Ludlow Rugby Football Club

There are two senior pitches located at Ludlow Rugby Football Club one which is standard quality (M1/D1) and one which is poor quality (M1/D0). Neither of which are fully floodlit. As discussed in the proceeding assessment report Ludlow Rugby Club is in the process of floodlighting its standard quality pitch.

In addition, the Club has aspirations to start using the area of land located in front of its clubhouse known as Linney Park. It plans to use this area of land to accommodate its mini demand.

The table below, examines the impact on improving maintenance on both pitches. It also examines the impact of installing floodlighting on one pitch in conjunction to the removal of all mini demand, based on if these teams start to use Linney Park for their demand.

²³ Match equivalent sessions include both training and competitive demand

²⁴ Match equivalent sessions include both training and competitive demand

SHROPSHIRE COUNCIL STRATEGY & ACTION PLAN

Table 4.35: Improving pitch quality at Ludlow Rugby Football Club

Analy sis area	Place plan	Site ID	Site name	No. of pitches	Pitch type	Floodlit?	Current quality	Competitive demand (per week) ²⁵	Training sessions (per week) ²⁶	Current capacity rating ²⁷	Improved quality	New capacity rating ²⁸
South	Ludlow	168	Ludlow Rugby Football Club	1	Senior	No	Standard (M1 / D1)	1.5	-	0.5	Good (M2 / D1)	1.5
South	Ludlow	168	Ludlow Rugby Football Club	1	Senior	No	Poor (M1 / D0)	1	0.5		Standard (M2 / D0)	0.5
Impact of maintenance improvements, transferal of demand and floodlighting												
South	Ludlow	168	Ludlow Rugby Football Club	1	Senior	Yes	Standard (M1 / D1)	1	0.5	0.5	Good (M2 / D1)	1.5
South	Ludlow	168	Ludlow Rugby Football Club	1	Senior	No	Poor (M1 / D0)	0.5	-	1	Standard (M2 / D0)	1.5

As shown above, if both pitches increase maintenance by one increment additional capacity would be established on each pitch, enough to accommodate the clubs aspirational future demand of one junior boys' team. Alternatively, if the standard quality (M1/D1) senior pitch is floodlit and therefore accommodates all training demand, in addition to mini demand being removed of the two senior pitches to Linney Park, a total of 1.5 match equivalent sessions of capacity would be established. Any pitch improvements on top of this would only create further capacity.

Greenfields Sports Ground Mitigation

Greenfields Sports Ground has been identified in the Market Drayton Neighbourhood Plan for potential housing development. The site is leased from Market Drayton Town Council to the Market Drayton Sports Association which consists of Market Drayton Town FC, Market Drayton Tigers FC, Market Drayton RFC and Market Drayton TC. Each club has its own clubhouse and utilise their own pitch provision to accommodate demand.

²⁵ Match equivalent sessions

²⁶ Match equivalent sessions

²⁷ Match equivalent sessions include both training and competitive demand

²⁸ Match equivalent sessions

SHROPSHIRE COUNCIL STRATEGY & ACTION PLAN

In total there is one good quality adult pitch (meeting Step 4 requirements) one standard quality youth 11v11 football pitch, one standard quality youth 9v9 football pitch, two standard quality mini 7v7 football pitches, one standard quality mini 5v5 pitch, one poor quality (M0/D1) senior floodlit rugby union pitch, one poor quality (M0/D1) floodlit junior size training pitch (used for both football and rugby union) and three standard quality floodlit tennis courts.

If the site was lost, equitable mitigation would be required in line with the NPPF Paragraph 97 and Sport England's Playing Field Policy.

In order to accommodate the current competitive demand, training demand and future demand for Market Drayton RFC there would be a requirement for a minimum of five match equivalent worth of capacity at the new site. This equates to two floodlit pitches being standard quality (M1/D2 or 2.5 match equivalent sessions each). In order to create pitches with actual spare capacity for longer term growth pitches would need to be good quality (M2/D1 or three match equivalent sessions each).

Coincidentally if Market Drayton RFC do not relocate, improving the current pitch quality at Greenfields Sports Ground to M1/D2 from M0/D1 would bring pitches to capacity when considering competitive demand, training demand and future demand. Whereas bringing them up to M2/D1 would create additional potential capacity.

Oswestry Rugby Club

Oswestry RFC main site is currently overplayed by a total of 4.5 match equivalent sessions. This is all located on its floodlit senior pitch which accommodates both competitive and training demand. The table below, examines the impact on improving both maintenance and drainage would have on the capacity of the pitch.

Table 4.36: Improving pitch quality at Oswestry Rugby Club

Analysis area	Place plan	Site ID	Site name	No. of pitches	Pitch type	Floodlit?	Current quality	Current capacity rating ²⁹	Improved quality	New capacity rating ³⁰
North West	Oswestry	210	Oswestry Rugby Club	1	Senior	No	Standard (M1/D1)	0.5	Standard (M1/D2)	1
									Good (M2/D2)	1.5
									Good (M2/D3)	2

²⁹ Match equivalent sessions include both training and competitive demand

³⁰ Match equivalent sessions

SHROPSHIRE COUNCIL STRATEGY & ACTION PLAN

Analysis area	Place plan	Site ID	Site name	No. of pitches	Pitch type	Floodlit?	Current quality	Current capacity rating ²⁹	Improved quality	New capacity rating ³⁰
North West	Oswestry	210	Oswestry Rugby Club	1	Senior	Yes	Standard (M1/D1)	4.5	Standard (M1/D2)	4
									Good (M2/D2)	3.5
									Good (M2/D3)	3

As shown above, even if both senior pitches were improved to a maximum quality score of M2/D3 overplay would still exist on the site. In addition, even if demand is spread evenly across each pitch, on the assumption each pitch is floodlit and of a M2/D3 quality rating, overplay of one match equivalent session would still remain. Therefore, in addition to quality improvements on its main site, there is a need for the Club to access additional provision. A potential option, if tenure could be secured, would be to create an addition senior pitch at its secondary venue, The Showground, which is located adjacent to Oswestry Rugby Club which currently has two mini rugby union pitches marked out.

Shrewsbury RFC – Shrewsbury Rugby Club

Shrewsbury RFC currently accesses three good quality (M2/D1) mini pitches, two good quality (M2/D2) senior floodlit pitches and two good quality (M2/D1) senior pitches, one of which is floodlit. Of these pitches one senior pitch of M2/D1 rating and one pitch of M2/D2, both of which are floodlit, are overplayed by a total of 7.25 match equivalent sessions. The table below, examines the impact on what improving drainage would have on the capacity on these overplayed pitches.

Table 4.37: Improving pitch quality at Shrewsbury Rugby Club

Analysis area	Place plan	Site ID	Site name	No. of pitches	Pitch type	Floodlit?	Current quality	Current capacity rating ³¹	Improved quality	New capacity rating ³²
Central	Shrewsbury	252	Shrewsbury Rugby Club	1	Senior	Yes	Good (M2 / D2)	3.75	Good (M2 / D3)	3.5
				1	Senior	Yes	Good (M2 / D1)	3.5	Good (M2 / D2)	3.25
									Good (M2 / D3)	3

³¹ Match equivalent sessions include both training and competitive demand

³² Match equivalent sessions

SHROPSHIRE COUNCIL STRATEGY & ACTION PLAN

As shown above, even if both overplayed pitches are increase to the maximum quality rating of M2/D3 they would still be overplayed by a total of 6.25 match equivalent sessions. Therefore, in order to alleviate demand, there needs to be the transferal demand off these pitches to the remaining two senior pitches with spare capacity. It should be noted that this would require creating additional floodlights on one or more of the senior pitches with spare capacity.

Even if all senior pitches were floodlight, the maximum quality rating of M2/D3 (totalling 15 match equivalent sessions) with demand equally spread across each pitch there would be an overall shortfall of one match equivalent session. In order to fully alleviate overplay there is a requirement to disperse levels of demand across the four senior pitches, including drainage improvements and installation of additional floodlights, as well as removal of demand off the site which could potentially be at local educational sites (London Road Sports Centre, Prestfield Preparatory School, Roman Road Sports Centre/Meole Brace School or The Priory School). If this were to occur it is recommended that a community use agreement is obtained to give the club security of tenure

Whitchurch Rugby Football Club

Whitchurch RFC reports its site often suffers from issues with dog fouling. The site is generally accessible to the general public as it is not fenced off. The Club indicates it has looked at the potential of installing fencing to stop the issue, however, this is considered to be too expensive at present. It is open to discuss with Whitchurch Town Council and Shropshire Council how best to remedy the problem.

In order to sustain current and future levels demand on the site the pitches will have to remain good quality (M2/D1). Therefore, efforts should be examined on how best to reduce the levels of unauthorised access/dog fouling on the site, which are adversely impacting quality.

Flooding

There is a total of 27 sporting sites that are located on flooding Zone Two and/or Zone Three. For rugby union these include the following sites.

Table 4.38: Rugby union sites within flood zones across Shropshire

Analysis area	Place plan	Site ID	Site name	Sport/s	Flood Zones	
					2	3
South	Ludlow	168	Ludlow Rugby Football Club	Rugby union	Yes	Yes
South East	Bridgnorth	109	Edgar Davies Ground (Bridgnorth RFC)	Rugby union	Yes	Yes
South East	Bridgnorth	239	Severn Park	Rugby union	Yes	Yes

Due to their locations addressing quality issues through drainage improvements can often be ineffective with options such as dedicated regular and routine maintenance regimes considered a more effective solution. If these sites do flood it is recommended relevant flood relief funds are applied for to address issues and alternative venues are found for clubs utilising the provision.

It should be recommended that any ancillary developments on these sites should also consider flooding risk prior to the commencement of any works, for example Bridgnorth RFC at Edgar Davies Ground.

SHROPSHIRE COUNCIL STRATEGY & ACTION PLAN

Securing access to education sites

Education sites generally accommodate large areas of playing field and playing pitches. However, as tenure on these sites is generally considered to be unsecure, potential spare capacity has been discounted from the supply and demand analysis within the Assessment Report. Securing access to these sites could provide an opportunity to help address future shortfalls across Shropshire. A summary of these pitches can be seen in the table below.

Table 4.39: Summary of discounted peak time spare capacity at educational sites with community access

Analysis area	Place plan	Site ID	Site name	Pitch type	Number of pitches	Amount of peak time spare capacity discounted due to unsecure tenure ³³
Central	Shrewsbury	222	Prestfelde Preparatory School	Junior	2	2
Central	Shrewsbury	222	Prestfelde Preparatory School	Mini	4	2
North West	Ellesmere	111	Ellesmere College[5]	Senior	5	5
North West	Oswestry	211	Oswestry School	Senior	1	1
North West	Oswestry	211	Oswestry School	Junior	1	1
South	Ludlow	186	Moor Park School	Mini	3	0.75

There are several community available education sites in Shropshire which contain football pitches which have the potential to help address remaining shortfalls by securing access through community use agreements. In total, 26 match equivalent sessions of spare capacity could potentially be generated if tenure to the abovementioned school site could be secured.

Table 4.40: Summary of potential peak time spare capacity at educational sites by analysis area

Analysis area	Summary of potential Senior	spare capacity equated to a senior pitch ³³		sessions) Totals
		Junior	Mini	
Central	-	2	-	2
North East	-	-	-	-
North West	6	1	-	7
South	-	-	0.75	0.75
South East	-	-	-	-
South West	-	-	-	-
Total	6	3	0.75	9.75

If all this spare capacity could be secured through community use agreements (CUA) or long term leases there would be no current or future shortfalls in the North West Analysis Area. It would also reduce the current and future shortfall in the Central Analysis Area to 3.75 match equivalent sessions and reduce the overplay in the South Analysis Area to 4.75 match equivalent sessions.

³³ Match equivalent sessions. Please note spare capacity has been equated to senior pitch type which means mini pitch type is 0.25 match equivalent sessions per team whereas senior and junior is 0.5 match equivalent sessions.

SHROPSHIRE COUNCIL STRATEGY & ACTION PLAN

Although all these schools are identified as being community available, it does not necessarily mean they are open to securing usage to a club for a set period of time, such as through a CUA. This is due to schools wanting the flexibility to prioritise and protect the quality of their pitches for curricular or extracurricular usage, for example, in periods of extended bad weather.

Securing access and improving pitch quality at education sites

In addition to having unsecure tenure, it should also be noted that 12 of the education sites also accommodate one or more poor quality pitches. There would be a need to secure tenure and improve pitch quality at the sites in the table below.

Table 4.41: Summary of community available poor quality pitches at education sites with unsecure tenure

Analysis area	Place plan	Site ID	Site name	Pitch type	Number of pitches	Discounted capacity at peak time ³⁴
Central	Shrewsbury	158	London Road Sports Centre	Senior	1	1
Central	Shrewsbury	295	The Priory School	Senior	1	1
North East	Market Drayton	287	The Grove School	Senior	2	2
North East	Wem	301	Thomas Adams Sports Centre / The Thomas Adams School	Senior	1	1
North East	Whitchurch	321	Whitchurch Sports & Leisure Centre / Sir John Talbot School	Senior	1	1
North West	Oswestry	169	Marches School	Senior	1	1
South	Cleobury Mortimer	150	Lacon Childe School	Senior	1	1
South East	Bridgnorth	116	Friars Playing Fields (Unattached Playing Fields)	Senior	1	1
South East	Bridgnorth	206	Oldbury Wells School	Senior	1	1
South East	Shifnal	140	Idsall Sports Centre	Senior	1	1
South West	Bishop's Castle	86	Community College Bishops Castle	Senior	1	1
South West	Church Stretton	71	Church Stretton School	Senior	1	0.5
South West	Church Stretton	71	Church Stretton School	Senior	1	0.5

If all this spare capacity could be secured through CUAs or long term leases, in addition to having pitch quality improved, future shortfalls alleviate current and future shortfalls in the North East, South East and South West analysis areas whilst reducing overplay in the remaining areas.

³⁴ Match equivalent sessions. Please note spare capacity has been equated to senior pitch type which means mini pitch type is 0.25 match equivalent sessions per team whereas senior and junior is 0.5 match equivalent sessions.

SHROPSHIRE COUNCIL STRATEGY & ACTION PLAN

Table 4.42: Summary of potential peak time spare capacity at poor quality pitches at educational sites by analysis area

Analysis area	Summary of potential Senior	spare capacity equated to a senior		sessions) Totals
		Junior	(match equivalent pitch ³⁴ Mini	
Central	2	-	-	2
North East	4	-	-	4
North West	1	-	-	1
South	1	-	-	1
South East	3	-	-	3
South West	2	-	-	2
Total	13	-	-	13

It should be noted all community accessible educational sites where of a minimum of standard quality and each had secure tenure through community use agreements current and future levels overplay in each analysis area, apart from the Central and South, would be alleviated. Overplay in the Central Analysis Area would reduce from 5.75 match equivalent sessions to 1.75 match equivalent sessions and overplay in the South Analysis Area would reduce from 5.5 match equivalent sessions to 3.75 match equivalent sessions.

Recommendations

- i Existing quantity of rugby union pitches to be protected or be fully mitigated to meet National Planning Policy.
- i Improve pitch quality at secure sites to alleviate overplay and create actual spare capacity, particularly at sites that are significantly overplayed such as Oswestry RFC, Shrewsbury RFC and Clee Hill RFC.
- i Where required, assist clubs in obtaining long term agreements in order to provide security of tenure.
- i Continue to develop strong relationships between rugby clubs and schools through curricular and extracurricular programmes in order to increase levels of mini and junior participation.
- i Assist Ludlow RFC in installation of floodlights and access of Linney Park.
- i Monitor sites located on flood zones and carry out relevant improvements when required.
- i Improve ancillary facilities where this is a clear need to do so.
- i Ensure in the relocation/mitigation of Greenfields Sports Ground if the site is developed for housing.
- i Assist club in the creation/access of additional provision, where required, to alleviate overplay.
- i Secure access to pitches to alleviate overplay at Clee Hill Rugby Club, Oswestry Rugby Club and Shrewsbury Rugby Club.
- i Explore options for temporary alternative provision for those clubs located in flood zones during periods of flooding.
- i Explore the feasibility of securing access to educational sites to reduce current and future levels of overplay and improve pitch quality where applicable.

4.5 Hockey pitches (sand/water-based AGPs)

Assessment report summary

- i **There is a need for four full size hockey suitable AGPs to accommodate all current demand and future demand in Shropshire, however, there is a need to address quality, accessibility and capacity issues.**
- i There are 16 full size hockey suitable AGPs in Shropshire, of which, 13 are available for community use to some extent. Provision that is not available for community use is at the Shrewsbury School in the Central Analysis Area (two pitches) and RAF Cosford School of Physical Training in the South East Analysis Area.
- i In addition, there are six smaller size hockey suitable AGPs in Shropshire. Of these, only two are identified as being available for community use, as shown below (Moor Park School and Dorrington Village Hall).
- i Market Drayton HC and Ludlow HC report ambitions to have full size hockey suitable pitches within their own locality.
- i The management of hockey suitable AGPs across Shropshire varies with no hockey clubs in the Authority considered to have secure tenure on their sites
- i There are four full size AGPs that are assessed as poor quality in Shropshire: Roman Road Sports Centre, Whitchurch Sports & Leisure Centre, Bridgnorth Endowed School and Marches School.
- i There are seven clubs classified as being based within teams in Shropshire. In total, these clubs accommodate 42 teams: 18 men's, 11 women's and 13 dedicated junior/mini teams.
- i Bridgnorth HC, Market Drayton HC, Shrewsbury HC and Whitchurch HC all express latent demand due to issues with quality and accessibility.
- i Newport HC currently imports two men's teams from neighbouring authority Telford & Wrekin to use the hockey suitable AGPs at Lilleshall National Sports & Conferencing Centre.
- i Market Drayton HC export its entire demand to Keele University Sports Centre in the neighbouring Shropshire. This is an approximate round trip of 26 miles (one hour). The Club aspires to return all its demand into Shropshire, more specifically within the vicinity of Market Drayton.

Scenarios

Protection of full size floodlit hockey suitable AGPs in Shropshire

Due to the levels of hockey demand within Shropshire there is a need to protect all full size hockey suitable AGPs, especially those which are currently actively being used to accommodate community hockey demand, these are:

- | | |
|--------------------------------------|-------------------------------|
| i Roman Road Sports Centre | i Oswestry School |
| i RAF Shawbury | i Bridgnorth Endowed School |
| i Whitchurch Sports & Leisure Centre | i Much Wenlock Leisure Centre |

If any of the above pitches are lost, then there is a high likelihood that the clubs using the provision would either fold or be forced to export their demand outside of Shropshire.

This issue is particularly evident at Roman Road Sports Centre, Whitchurch Sports & Leisure Centre and Bridgnorth Endowed School which are all poor quality with each playing surface being beyond the recommended lifespan of ten years. If these sites became unusable due to quality issues, there would be a need to find alternative venues for 31 teams.

SHROPSHIRE COUNCIL STRATEGY & ACTION PLAN

This proves problematic as other sites which have potential capacity to accommodate demand such as RAF Shawbury, RAF Cosford School of Physical Training, Much Wenlock Leisure Centre or Lilleshall National Sports & Conferencing Centre are either being utilised by other clubs or are not truly accessible due to their operating structures.

In addition to the above, provision at Roman Road Sports Centre, Whitchurch Sports & Leisure Centre and Bridgnorth Endowed School, are operating close to, or at, capacity on a Saturday. Therefore, remaining provision needs to remain as hockey suitable in order for clubs to continue to grow.

It is recommended that the feasibility of creating regular secured access to provision at RAF Shawbury and RAF Cosford School of Physical Training is explored in order to provide alternative venues for clubs to use in case of closure or to actualise future demand.

Refurbishment of poor quality provision

As mentioned above there are three poor quality full size hockey suitable AGPs across Shropshire with one each at Roman Road Sports Centre, Whitchurch Sports & Leisure Centre and Bridgnorth Endowed School. In total these three facilities encapsulate 74% of community hockey demand within Shropshire. The main priority is therefore that each of these pitches is refurbished within the next five years to ensure hockey demand within the Authority is sustained and does not decrease.

Potential avenues on how to finance the pitches should also be examined including (but not limited to) grants, pooling of S106/CIL monies and collective club financial collaborations.

Returning of exported demand

Market Drayton HC currently imports three teams at senior peak time (Saturday) to the hockey suitable AGP at Keele University Sports Centre in the neighbouring authority of Newcastle-under-Lyme.

If this demand were to return to its Shropshire, it would create spare capacity for an additional three teams in Newcastle-under-Lyme. This being said, there is no actual current spare capacity to accommodate the Club on current provision within the North East Analysis Area.

It is recommended that when possible the creation of a full size hockey suitable AGP is explored within the Market Drayton Place Plan area in order to return this demand into Shropshire. Anecdotal evidence suggests this would assist the Club in growth aspirations as demand would no longer have to travel to Newcastle-under-Lyme. Also, there would be potential for demand from Wem & Market Drayton HC to merge with Market Drayton HC in order for the former club to access suitable provision, as it currently plays on a short pile 3G surface at RAF Shawbury.

A potential location for a creation of a full size floodlit hockey suitable AGP within Market Drayton could come with the relocation of Greenfields Sports Ground, however, this is still under development and is still under consideration.

Transfer of demand

It should be noted that where there is a future transfer of hockey or football demand off the current hockey suitable AGPs stock in Shropshire to new hockey suitable AGPs or new 3G pitches there should be a transition plan put in place to ensure stability. This would ensure pitch utilisation is maximised and safeguard the sustainability of current hockey suitable AGPs.

For example, if a new 3G pitch is created existing football training demand on hockey suitable AGPs may choose to use the new 3G pitch which is more suitable for their sport. This would create free capacity on the hockey suitable AGP which can be used for hockey demand such as Walking Hockey, Back to Hockey and other England Hockey initiatives.

Gen 2 Artificial Surfaces

England Hockey reports it is currently trialling a different multi sport surface in order to better accommodate lower levels of hockey demand and other sports such as netball and tennis. The surface type known as Gen 2³⁵ is a versatile surface that will ensure sports do not need to compromise on the playing experience. It will be a sand dressed synthetic turf with a compatible shock pad. The concept is designed to provide facilities, including schools, with a dynamic surface which reduces the amount of space required and utilised provision to full potential.

This surface type has the potential to be beneficial at educational sites where outdoor sporting provision has to be used for multiple activities and is often at a premium. The Gen 2 surface should therefore be considered when schools are refurbishing old hockey suitable AGPs or hard courts areas as a potential solution to maximise outdoor provision.

Recommendations

- i As a priority, refurbish the pitches at Roman Road Sports Centre, Whitchurch Sports & Leisure Centre and Bridgnorth Endowed School.
- i Protect all existing full size hockey suitable AGPs for hockey use.
- i Ensure a sinking fund is in place for long-term sustainability of all current and new pitches i Explore the potential of returning Market Drayton HC demand back into Shropshire if suitable provision can be created.
- i Explore creating regular secured access to provision at RAF Shawbury and RAF Cosford School of Physical Training.
- i Ensure that future demand from new England Hockey initiative, Hockey Heroes (aimed at growing participation for under 10s) can be accommodated.
- i When the 3G pitch stock increases, encourage the transfer of football demand from the sand-based AGPs in order to free up increased capacity for hockey activity.
- I Ensure discussions take place between the Council, EH, Shropshire FA and FF before any new 3G or hockey suitable provision is created to ensure stock sustainability.
- i Improve ancillary facilities where this is a clear need to do so.
- I Where required, assist clubs in obtaining long term agreements in order to provide security of tenure.
- i When refurbishing/creating provision considered the feasibility of installing a Gen 2 surface.

4.6 Bowling greens

Assessment report summary

- i **Clubs are considered viable as long as they have the appropriate levels of membership to sustain their bowling green and accompanying ancillary facilities. Therefore, clubs that have lower levels of participation in comparison to the remaining clubs within the Authority may have issues maintaining their provision.**
- i There are 97 crown bowling greens in Shropshire located across 82 sites and three flat bowling greens across three sites. All of which are available for community use.

³⁵ <http://www.englishockey.co.uk/page.asp?section=2596§ionTitle=Gen+2+Playing+Surface>

SHROPSHIRE COUNCIL STRATEGY & ACTION PLAN

- i Shropshire is also serviced by a good quality six rink indoor bowling centre at Shrewsbury Sports Village.
- i Where known through consultation there is a total of 26 clubs that own their site, 27 clubs that rent their site and 13 clubs that lease their site or are in the process of obtaining a lease agreement.
- i The crown green at Sentinel Sports & Social Club has been lost through development. Albert Road Bowling Club are relocating to Greenfileds
- i In total 28 clubs through consultation report aspirations to improve ancillary provision at their home site. In addition, 12 clubs report accessing poor quality ancillary provision.
- i There are seven sites are not serviced by floodlights, this includes all three flat greens.
- i Following a non-technical assessment of greens in Shropshire and consultation with the Clubs, 43 greens are assessed as good, 48 as standard quality and six as poor quality.
- i The greens at Cheswardine Parish Council, Clun Bowling Green, Ifton Miners Institute Bowling Green, Crescent Bowling Green and the two greens at Ellesmere Bowling Club are all assessed as poor quality.
- i The following clubs report through consultation they are the process of improving / upgrading their floodlighting provision; Hodnet, Shifnal, Worthen & Brockton, Whittington, Cleobury Mortimer, Bridgewater, Ludlow Castle, Victoria, Wem and Cheswardine.
- i Of the 58 clubs playing in Shropshire which responded to consultation requests, membership equates to 3,330 people.
- i Where quantified through consultation, clubs report ambitions for an additional 252 senior members and 230 junior members across Shropshire.

Scenarios

As no clubs in Shropshire indicate a requirement to access an additional green or report that green quality has deteriorated, it is considered that the current provision for bowls is sufficient to meet current and future demand in Shropshire. Therefore, focus should be on increasing participation and improving or maintaining the current stock of bowling greens in the Authority.

Flooding

There is a total of 27 sporting sites that are located on flooding Zone Two and/or Zone Three. For bowls these include the following sites.

Table 4.43: Bowls sites within flood zones across Shropshire

Analysis area	Place plan	Site ID	Site name	Sport/s	Flood Zones	
					2	3
Central	Shrewsbury	15	Bagley Sports and Social Club	Bowls	Yes	
Central	Shrewsbury	121	Greenfields Bowling Club	Bowls	Yes	
Central	Shrewsbury	254	Shrewsbury Severnside Bowling Club	Disused bowls	Yes	Yes
Central	Shrewsbury	258	Silks Meadow Recreation Ground	Bowls Tennis	Yes	Yes
Central	Shrewsbury	280	Telepost Sports & Social Club (Abbey Sports Ground)	Bowls	Yes	Yes
Central	Shrewsbury	347	Old Shrewsbury Bowling Club	Bowls	Yes	Yes
Central	Shrewsbury	349	Prince of Wales Bowling Greens	Bowls	Yes	Yes
Central	Shrewsbury	363	Crescent Bowling Club	Bowls	Yes	Yes

SHROPSHIRE COUNCIL STRATEGY & ACTION PLAN

Analysis area	Place plan	Site ID	Site name	Sport/s	Flood Zones	
					2	3
North East	Whitchurch	11	Archibald Worthington Club	Bowls	Yes	
South	Ludlow	163	Ludlow Castle Tennis and Bowls Club	Bowls Tennis	Yes	Yes
South East	Bridgnorth	55	Bylet Bowling Club	Bowls	Yes	Yes

Due to their locations addressing quality issues through drainage improvements can often be ineffective with options such as dedicated regular and routine maintenance regimes consider a more effective solution. If these sites do flood it is recommended relevant flood relief funds are applied for to address issues and alternative venues are found for clubs utilising the provision.

Ancillary facility improvements

As discussed in the proceeding Assessment report, it is important to recognise the importance of ancillary provision to bowling clubs. If the facilities onsite are of suitable quantity/quality and meet the players needs this can sustain membership levels. This is acknowledged by BCGBA as it offers potential grants for clubs looking to making ancillary improvements. The following clubs indicated through consultation aspirations to make enhancements to their facilities and therefore should be acknowledged when potential funding streams become available or are allocated:

- | | |
|------------------------|-------------------------|
| I Albrighton BC | I Hanwood BC |
| I Atcham Malthouse BC | I Ifton BC |
| I Battlefield BC | I Llanymynech BC |
| I Bayston Hill BC | I Ludlow Castle BC |
| I Bicton BC | I Market Drayton BC |
| I Bridgewater BC | I Meole Brace BC |
| I Chelmarsh BC | I Monkmoor BC |
| I Church BC | I Much Wenlock BC |
| I Cleobury Mortimer BC | I Old Shrewsbury BC |
| I Clun BC | I Tilstock BC |
| I Dorrington BC | I Wem BC |
| I Ellesmere BC | I Weston Rhyn BC |
| I Frankwell BC | I Whixall BC |
| I Hadnall BC | I Worthen & Brockton BC |

Housing growth scenarios

It should be noted that later in the report in Part 7: Housing Growth Scenarios, the PPOSS provides an estimate of demand for pitch sport based on population forecasts and club consultation to 2038 (in line with the emerging Local Plan Review period) using the Sport England New Development Pitch Calculator. This is only for the pitch sports of football, hockey, rugby union and cricket and does not include calculations for sports such as bowls as there is no current guidance established on these sports. However, it is still recommended that bowls is acknowledged as part of this process especially as part of any large scale developments, for example, Ironbridge Power Station, where there may be substantial enough increase in population for a bowling green.

Recommendations

- I* Retain existing quantity of greens.
- I* Improvements poor and standard quality greens y through enhanced maintenance regimes.
- I* Assist clubs, where possible, with any future ancillary provision improvements
- I* Support clubs with plans to increase membership so that growth can be maximised.
- I* Monitor sites located on flood zones and carry out relevant improvements when required.

4.7 Tennis courts

Assessment report summary

- I* **Clubs are considered viable as long as they have the appropriate levels of membership to sustain their courts and accompanying ancillary facilities.**
- I* There are 285 tennis courts identified in Shropshire across 84 sites, with 205 of these being available for community use across 61 sites.
- I* Market Drayton TC reports Greenfields Sports Ground has been identified in the Neighbourhood Local Plan for potential housing development.
- I* In total two clubs, Criftins TC and Market Drayton TC, report a potential issue with onsite tenure with all remaining clubs considering themselves to be secure at their home venue.
- I* In Shropshire, most clubs are serviced by some level of floodlit provision, with 73 floodlit courts existing across all club sites.
- I* Most community available courts in Shropshire have a macadam surface (72%). The estimated lifespan of a macadam court is ten years, depending on levels of use and maintenance levels.
- I* Following a non-technical assessment, of the 205 community available courts, 97 were assessed as good quality, 68 as standard quality and 40 as poor quality.
- I* The ancillary facilities servicing the tennis clubs in Shropshire is mixed; with Albrighton, Church Stretton, Cound, Criftins, Hinstock, Llanymynech, Longden and Market Drayton tennis clubs noting that changing facilities at their respective sites are of poor quality.
- I* There are 30 tennis clubs in Shropshire, of the clubs which responded to consultation, there is a combined membership equating to 8,489 members.
- I* Of the clubs which responded to consultation, 15 indicate plans to increase membership, equating to an additional 215 junior and 258 senior members.

Scenarios

Informal tennis

The LTA has developed a package of support for local authorities to grow the use of park tennis courts by removing key barriers to participation. The three products are ClubSpark, Rally and Gate Access and can be used individually or in combination. The products are used to provide a remote booking and access system.

Instead of providing free access, some local authorities are now securing their courts as per a membership scheme that allows members access through the use of a fob system following payment of a small yearly fee. Not only does this deter unofficial use of courts but it also allows official use to be tracked, thus providing data on how well and how often courts are being accessed. In addition, it provides income generation that can go towards ongoing maintenance of the courts.

In order to facilitate this demand, it is likely that floodlights would have to be provided, in addition to court improvements and potential provision or improvement of changing facilities.

SHROPSHIRE COUNCIL STRATEGY & ACTION PLAN

Flooding

There is a total of 27 sporting sites that are located on flooding Zone Two and/or Zone Three. For tennis these include the following sites.

Table 4.44: Tennis sites within flood zones across Shropshire

Analysis area	Place plan	Site ID	Site name	Sport/s	Flood Zones	
					2	3
Central	Shrewsbury	251	Shrewsbury Lawn Tennis Club	Tennis	Yes	Yes
Central	Shrewsbury	258	Silks Meadow Recreation Ground	Bowls Tennis	Yes	Yes
Central	Shrewsbury	303	Town Walls Tennis Club	Tennis	Yes	Yes
South	Ludlow	163	Ludlow Castle Tennis and Bowls Club	Bowls Tennis	Yes	Yes

Due to their locations addressing quality issues through drainage improvements can often be ineffective with options such as dedicated regular and routine maintenance regimes consider a more effective solution. If these sites do flood it is recommended relevant flood relief funds are applied for to address issues and alternative venues are found for clubs utilising the provision.

The Shrewsbury Club

Full planning permission (20/01893/FUL) has recently (August 2020) been granted for the extension of existing leisure facilities at The Shrewsbury Club. This will see the removal of two of its four current macadam tennis courts replaced with indoor provision such as a children's nursery/ learner pool/ studios etc.

As mitigation for the loss of these courts two disused clay courts located at The Shrewsbury Club which are not floodlit will resurfaced to acrylic with an air dome to be constructed over them. In addition, the two existing clay courts will be resurfaced to either artificial clay or hardcourt surface (still to be decided) as well as having floodlights installed.

These planned developments will mean this four courts can be utilised all year round and increase the capacity for tennis on the site. Shropshire Tennis reports it plans to convert existing and new members, generated from the enhancements, to become members of the tennis section. In addition, it has plans to allow the new air dome facility to be readily accessible to the wider community.

Gen 2 Artificial Surfaces

England Hockey reports it is currently trialling a different multi sport surface in order to better accommodate lower levels of hockey demand and other sports such as netball and tennis. The surface type known as Gen 2³⁶ is a versatile surface that will ensure sports do not need to compromise on the playing experience. It will be a sand dressed synthetic turf with a compatible shock pad. The concept is designed to provide facilities, including schools, with a dynamic surface which reduces the amount of space required and utilised provision to full potential.

³⁶ <http://www.englishockey.co.uk/page.asp?section=2596§ionTitle=Gen+2+Playing+Surface>

This surface type has the potential to be beneficial at educational sites where outdoor sporting provision has to be used for multiple activities and is often at a premium. The Gen 2 surface should therefore be considered when schools are refurbishing old hockey suitable AGPs or hard courts areas as a potential solution to maximise outdoor provision.

Housing growth scenarios

It should be noted that later in the report in Part 7: Housing Growth Scenarios, the PPOSS provides an estimate of demand for pitch sport based on population forecasts and club consultation to 2038 (in line with the emerging Local Plan Review period) using the Sport England New Development Pitch Calculator. This is only for the pitch sports of football, hockey, rugby union and cricket and does not include calculations for sports such as tennis as there is no current guidance established on these sports. However, it is still recommended that tennis is acknowledged as part of this process especially as part of any large scale developments where there may be substantial enough increase in population for tennis courts.

Recommendations

- I Retain and sustain quality of club courts for competitive play through implementation of appropriate maintenance regimes.
- I Support clubs which have aspirations for courts and ancillary facility improvements.
- I Improve quality of key local authority courts and accompanying ancillary provision, first and foremost focusing on sites that best accommodate informal play.
- I Explore implementation of ClubSpark, Rally and Gate Access schemes at appropriate sites to enhance available provision for informal tennis.
- I Consider the feasibility of operating LTA programmes such as Tennis for Kids, Tennis for Free and Great British Tennis Weekend to attract new players to the sport.
- I When refurbishing/creating provision considered the feasibility of installing a Gen 2 surface.
- I Monitor sites located on flood zones and carry out relevant improvements when required.

4.8 Netball courts

Assessment report summary

- I **In summary, there is enough outdoor netball provision in Shropshire to meet current demand therefore a priority should be placed on improving court quality and ensuring courts remain, specifically at Idsall Sports Centre where the Shropshire County Netball Summer League is based.**
- I **England Netball has identified Lilleshall National Sports & Conferencing Centre and Ellesmere College as key sites in the Authority for improvements, with new courts and quality improvements required respectively.**
- I There are 95 outdoor macadam netball courts located across 31 sites in Shropshire.
- I In total, 20 (21%) courts are assessed as good quality, 31 (33%) as standard quality and 44 (46%) as poor quality.
- I The majority of netball courts in Shropshire (94%) have a macadam surface. The only exception to this is the artificial courts at Idsall Sports Centre.
- I In Shropshire, all sites are overmarked for tennis.
- I There are two leagues across the Authority which generate demand for outdoor courts. Demand across the two leagues totals 67 teams.
- I There are two Back 2 Netball sessions operating in Shropshire, taking place at Church Stretton Leisure Centre and Sir John Talbot Leisure Centre.

SHROPSHIRE COUNCIL STRATEGY & ACTION PLAN

Scenarios

Improving court quality at education sites

England Netball aspires to form closer links with education sites to ensure that netball remains on the School curriculum. In order to facilitate this, it hopes to improve all netball courts at education sites to at least standard quality

Table 4.45: Netball courts at education sites in Shropshire

Analysis area	Place plan	Site ID	Site name	Management	Available for community use?	No. of courts	Floodlit?	Court type	Court quality
Central	Pontesbury & Minsterley	174	Mary Webb School and Science College	Education	No	2	No	Macadam	Poor
Central	Shrewsbury	3	Adcote School for Girls	Education	No	3	No	Macadam	Good
Central	Shrewsbury	27	Belvidere School	Education	No	2	No	Macadam	Poor
Central	Shrewsbury	91	Corbet School	Education	Yes	3	No	Macadam	Standard
Central	Shrewsbury	120	The Grange Sports Centre	Education	Yes	3	No	Macadam	Standard
Central	Shrewsbury	222	Prestfelde Preparatory School	Education	Yes	2	No	Macadam	Good
Central	Shrewsbury	247	Shrewsbury Academy	Education	No	2	No	Macadam	Standard
Central	Shrewsbury	253	Shrewsbury School	Education	Yes	3	No	Macadam	Good
Central	Shrewsbury	295	The Priory School	Education	Yes	3	No	Macadam	Standard
North East	Market Drayton	287	The Grove School	Education	Yes	4	No	Macadam	Poor
North East	Wem	301	Thomas Adams Sports Centre	Education	Yes	4	No	Macadam	Poor
North East	Whitchurch	321	Whitchurch Sports & Leisure Centre / Sir John Talbot's School	Education	Yes	4	No	Macadam	Good
North West	Ellesmere	111	Ellesmere College	Education	Yes	6	Yes	Macadam	Poor
North West	Ellesmere	151	Lakelands Academy	Education	No	2	Yes	Macadam	Standard
North West	Oswestry	169	Marches School	Education	No	3	No	Macadam	Poor
North West	Oswestry	187	Moreton Hall School	Education	Yes	2	Yes	Macadam	Good
North West	Oswestry	187	Moreton Hall School	Education	Yes	2	No	Macadam	Good
North West	Oswestry	215	Packwood Haugh School	Education	No	2	Yes	Macadam	Poor

SHROPSHIRE COUNCIL STRATEGY & ACTION PLAN

Analysis area	Place plan	Site ID	Site name	Management	Available for community use?	No. of courts	Floodlit?	Court type	Court quality
North West	Oswestry	267	St Martins School	Education	Yes	3	No	Macadam	Standard
South	Cleobury Mortimer	184	Moffats School	Education	No	1	No	Macadam	Poor
South	Ludlow	164	Ludlow Church of England School	Education	No	2	Yes	Macadam	Standard
South	Ludlow	186	Moor Park School	Education	Yes	2	Yes	Macadam	Standard
South East	Bridgnorth	41	Bridgnorth Endowed School	Education	Yes	8	No	Macadam	Poor
South East	Bridgnorth	206	Oldbury Wells School	Education	Yes	2	No	Macadam	Poor
South West	Bishop's Castle	24	Bedstone College	Education	No	2	No	Macadam	Poor
South West	Bishop's Castle	86	Community College Bishops Castle	Education	No	2	No	Macadam	Poor
South West	Church Stretton	71	Church Stretton School	Education	No	4	No	Macadam	Poor

The table above reveals the court quality at education sites across Shropshire. In order to meet England Netball's aspiration, the courts at Mary Webb School and Science College, Belvidere School, The Grove School, Thomas Adams Sports Centre, Ellesmere College, Marches School, Packwood Haugh School, Moffats School, Bridgnorth Endowed School, Oldbury Wells School, Bedstone College, Community College Bishops Castle and Church Stretton School would require improvements.

Housing Growth Scenarios

It should be noted that later in the report in Part 7: Housing Growth Scenarios, the PPOSS provides an estimate of demand for pitch sport based on population forecasts and club consultation to 2038 (in line with the emerging Local Plan Review period) using the Sport England New Development Pitch Calculator. This is only for the pitch sports of football, hockey, rugby union and cricket and does not include calculations for sports such as tennis as there is no current guidance established on these sports. However, it is still recommended that netball is acknowledged as part of this process especially as part of any large scale developments where there may be substantial enough increase in population for netball courts.

Gen 2 Artificial Surfaces

England Hockey reports it is currently trialling a different multi sport surface in order to better accommodate lower levels of hockey demand and other sports such as netball and tennis. The surface type known as Gen 2³⁷ is a versatile surface that will ensure sports do not need to compromise on the playing experience. It will be a sand dressed synthetic turf with a compatible shock pad. The concept is designed to provide facilities, including schools, with a dynamic surface which reduces the amount of space required and utilised provision to full potential.

This surface type has the potential to be beneficial at educational sites where outdoor sporting provision has to be used for multiple activities and is often at a premium. The Gen 2 surface should therefore be considered when schools are refurbishing old hockey suitable AGPs or hard courts areas as a potential solution to maximise outdoor provision.

Recommendations

- Protect quantity of courts.
- When refurbishing/creating provision considered the feasibility of installing a Gen 2 surface.
- Seek to improve poor quality courts quality through resurfacing or improved maintenance.
- Look to continue and expand the use of courts for England Netball initiatives such as Back to Netball and Walking Netball.
- Facilitate improved engagement between England Netball and schools.

³⁷ <http://www.Englandhockey.co.uk/page.asp?section=2596§ionTitle=Gen+2+Playing+Surface>

PART 5: STRATEGIC RECOMMENDATIONS

The strategic recommendations for the Strategy have been developed via the combination of information gathered during consultation, site visits and analysis which culminated in the production of an assessment report, as well as key drivers identified for the Strategy. They reflect overarching and common areas to be addressed, which apply across playing pitch facilities and may not be specific to just one sport.

AIM 1

To **protect** the existing supply of outdoor sport facilities where it is needed for meeting current and future needs.

Recommendations:

- a. Ensure, through the use of the PPOSS, that outdoor sport facilities are protected through the implementation of local planning policy.
- b. Secure tenure and access to sites for high quality, development minded clubs, through a range of solutions and partnership agreements.
- c. Maximise community use of education facilities where needed.

Recommendation (a) – Ensure, through the use of the PPOSS, that playing pitch facilities are protected through the implementation of local planning policy.

The PPOSS shows that all existing playing pitch sites require protection or replacement and therefore no provision can be deemed surplus to requirements because of shortfalls now and in the future. Reflecting the outcomes of the PPOSS, local planning policy should echo this situation.

When shortfalls are evident, a playing pitch facility can only be permanently lost when the current picture changes to the extent that the site in question is no longer needed as a result of no shortfalls existing, or unless replacement provision is provided and agreed upon by all stakeholders.

NPPF paragraph 96 states that existing open space, sports and recreational buildings and land, including playing fields, should not be built on unless:

- An assessment has been undertaken which has clearly shown the open space, buildings or land to be surplus to requirements; or
- The loss resulting from the proposed development would be replaced by equivalent or better provision in terms of quantity and quality in a suitable location; or
- The development is for alternative sports and recreational provision, the needs for which clearly outweigh the loss.

The PPOSS should be used to help inform development management decisions that affect existing or new playing pitch provision and accompanying ancillary facilities. All applications are assessed by the Local Planning Authority on a case by case basis taking into account site specific factors. In addition, Sport England is a statutory consultee on planning applications that affect or prejudice the use of playing field used within the last five years and will use the PPOSS to help assess that planning application against its Playing Fields Policy.

Policy Exception E1:

'A carefully quantified and documented assessment of current and future needs has demonstrated to the satisfaction of Sport England that there is an excess of playing field provision in the catchment, and the site has no special significance to the interests of sport'.

Where the PPOSS cannot demonstrate that the site, or part of a site, is clearly surplus to requirements then replacement of the site, or part of a site, will be required to comply with the remaining Sport England policy exceptions.

Policy Exception E2

'The proposed development is for ancillary facilities supporting the principal use of the site as a playing field and does not affect the quantity and quality of playing pitches or otherwise adversely affect their use'.

Policy Exception E3

'The proposed development affects only land incapable of forming part of a playing pitch and does not:

- I Reduce the size of any playing pitch;
- I Result in the inability to use any playing pitch (including the maintenance of adequate safety margins and run-off areas);
- I Reduce the sporting capacity of the playing field to accommodate playing pitches or the capability to rotate or reposition playing pitches to maintain quality;
- I Result in the loss of other sporting provision or ancillary facilities on the site;
- I Prejudice the use of any remaining areas of playing field on the site'.

Policy Exception E4:

'The playing field or fields to be lost as a result of the proposed development would be replaced, prior to the commencement of development, by a new playing field site or sites:

- I of equivalent or better quality and
- I of equivalent or greater quantity;
- I in a suitable location and;
- I subject to equivalent or better management arrangements.

Policy Exception E5

'The proposed development is for an indoor or outdoor facility for sport, the provision of which would be of sufficient benefit to the development of sport as to outweigh the detriment caused by the loss, or prejudice of use, of the area of playing field'.

Lapsed and disused sites should also be protected from development or replaced in accordance with Sport England's policy exceptions as they currently provide a solution to reducing identified shortfalls. Any disused/lapsed playing fields are included within the Action Plan together with a recommendation in relation to bringing the site back into use or to mitigate the loss on a replacement site to address the shortfalls identified.

It may be appropriate to consider rationalisation of certain low value playing pitch sites (i.e. one/two pitch sites with no changing provision) to generate investment in creating bigger and better venues (hub sites). It is vital, however, that there is no net loss of facilities and that replacement provision is in place and available for use prior to existing provision being lost.

Recommendation (b) – Secure tenure and access to sites through a range of solutions and partnership agreements.

A number of education sites are being used across Shropshire for competitive play, predominately for football. The following schools are already used for community use at varying levels but have no secure community usage:

- I Meole Brace Church of England Primary School
- I Whitchurch Sports & Leisure Centre (Sir John Talbot School)
- I Oswestry School
- I Albrighton Primary School
- I Friars Playing Fields (Unattached Playing Fields)
- I Oldbury Wells School
- I Barrow 1618 CE Free School
- I Broseley C of E Primary School
- I John Wilkinson Primary School
- I Highley Primary School
- I Much Wenlock Leisure Centre (William Brookes School)
- I Much Wenlock Primary School
- I Community College Bishops Castle
- I London Road Sports Centre
- I Lacon Childe School
- I Roman Road Sports Centre
- I Bridgnorth Endowed School
- I Moor Park School

Not having fully formalised usage presents a risk for those clubs using these sites as community use could technically be terminated at any time. Securing community use at such as will help to create additional pitch capacity and could help to address deficiencies as demonstrated within the Football Scenarios.

Further partnership working with NGBs should be carried out to encourage schools to put in place Community Use Agreement (CUA) including access to changing provision where required.

There are also some clubs playing on private sites in Shropshire which are not considered to have secure tenure. For example:

- I Brown Clee Football Club – Brown Clee FC
- I The Showground – Oswestry RFC
- I Swancote Energy Park – Bridgnorth RFC
- I Coton Hall Cricket Club – Coton Hall CC
- I Ludow Cricket Ground – Ludlow CC
- I Sandford Park – Claverley CC

NGBs, Sport England and other appropriate bodies such as Energize Shropshire can often help to negotiate and engage with providers where the local authority may not have direct influence. This is particularly the case at sites that have received funding from these bodies or are going to receive funding in the future as community access can be a condition of the agreement.

SHROPSHIRE COUNCIL STRATEGY & ACTION PLAN

In the context of the Government’s 2010 Spending Review, which announced significant public spending cuts, it is increasingly important for the Council to work with voluntary sector organisations to enable them to take greater levels of ownership and support the wider development and maintenance of facilities. To facilitate this, where practical, the Council should support and enable clubs to generate sufficient funds, providing this is to the benefit of sport.

The Council should explore opportunities to grant clubs security of tenure through lease agreements (minimum 25 years as recommended by Sport England and NGBs). The focus should be on clubs at poor quality local authority sites where there is opportunity to improve pitch and / or ancillary facilities. Security of tenure would encourage clubs to take more care of the site through responsible play. It would motivate them to look at ways of enhancing their facilities by using external funding mechanisms that the local authority may not be able to access. Clubs with lease arrangements already in place with other owners should review existing agreements when the term dips below 25 years.

Each club interested in leasing a site should be required to meet service and/or strategic recommendations. An additional set of criteria should also be considered, which takes into account club quality, aligned to its long-term development objectives and sustainability, as seen in the table below.

Table 5.1: Recommended criteria for lease of sport sites to clubs/organisations

Club	Site
<p>Clubs should have NGB accreditation award.</p> <p>Clubs commit to meeting demonstrable local demand and show pro-active commitment to developing school-club links.</p> <p>Clubs are sustainable, both in a financial sense and via their internal management structures in relation to recruitment and retention policy for both players and volunteers.</p> <p>Ideally, clubs should have already identified (and received an agreement in principle) any match funding required for initial capital investment identified.</p> <p>Clubs have processes in place to ensure capacity to maintain sites to the existing, or better, standards.</p>	<p>Sites should be those identified as ‘Local Sites’ (recommendation d) for new clubs (i.e. not those with a Shropshire-wide significance) but that offer development potential.</p> <p>For established clubs which have proven success in terms of self-management ‘Main sites’ are also appropriate.</p> <p>Sites should acquire capital investment to improve or be leased with the intention that investment can be sourced to contribute towards improvement of the site.</p>

Local sports clubs should be supported by partners including the Council and NGBs to achieve sustainability across a range of areas including management, membership, funding, facilities, volunteers and partnership work. All clubs could be encouraged to look at different management models such as registering as Community Amateur Sports Clubs (CASC)³⁸. They should also be encouraged to work with partners locally – such as volunteer support agencies or local businesses.

The Council could establish core outcomes to derive from clubs taking on a lease arrangement to ensure that the most appropriate are assigned sites. Outcomes may, for example, include:

- Increasing participation.
- Supporting the development of coaches and volunteers.
- Commitment to quality standards.
- Improvements (where required) to facilities, or at minimum retaining existing standards.

³⁸ <http://www.cascinfo.co.uk/cascbenefits>

In addition, clubs should be made fully aware of the associated responsibilities/liabilities when considering leases of multi-use public playing fields. It is important in these instances that the site, to some degree, remains available for other purposes or for other users.

For clubs with lease arrangements already in place, these should be reviewed when fewer than 25 years remain to improve security of tenure and aid the attraction of funding; clubs with fewer than 25 years remaining on a lease agreement are unlikely to be eligible for external funding.

Recommendation (c) - Maximise community use of education facilities where needed

To maximise community use, development of a more coherent, structured relationship with schools is recommended. The ability to access good facilities within the local community is vital to any sports organisation, yet many clubs struggle to find good quality places to play and train. A key issue in Shropshire is a lack of access to high quality provision located at its several private educational establishments.

A large number of sporting facilities are located on education sites and making these available to sports clubs can offer significant benefits to both the schools and local clubs. It is, however, common for school stock not to be fully maximised for community use, even on established community use sites.

In some instances, outdoors sports facilities are unavailable for community use due to poor quality and therefore remedial works will be required before it can be established. The low carrying capacity of these pitches sometimes leads to them being played to capacity or overplayed simply due to curricular and extra-curricular use, meaning they cannot accommodate any additional use by the community.

Although there is a growing number of academies over which the Council has little or no control, it is still important to understand the significance of such sites and attempt to work with the schools where there are opportunities for community use. In addition, the relevant NGB has a role to play in supporting the Council to deliver the strategy and communicating with schools where necessary to address shortfalls in provision, particularly for football pitches.

As detailed earlier, NGBs and Sport England can often help to negotiate and engage with schools where the local authority may have limited direct influence. This is particularly the case at sites that have received funding from the relevant bodies or are going to receive funding in the future as community access can be a condition of the funding agreement.

Although not captured within the remit of a PPOSS, the Shropshire Playing Fields Association reports it would be beneficial to understand whether school playing fields have the capacity to meet curricular and extracurricular demand across the Authority. If this can be obtained a clearer picture on the potential spare capacity at these sites can be examined.

AIM 2

To **enhance** outdoor sport facilities and ancillary facilities through improving quality and management of sites.

Recommendations:

- d. Maintain quality and seek improvements where necessary
- e. Adopt a tiered approach (hierarchy of provision) to the management and improvement of sites.
- f. Work in partnership with stakeholders to secure funding
- g. Secure developer contributions

Recommendation (d) – Improve quality

There are a number of ways in which it is possible to improve quality, including, for example, addressing overplay and improving maintenance. Given that the majority of councils’ face reducing budgets it is currently advisable to look at improving key sites as a priority (e.g. the largest sites that are the most overplayed or the poorest). The action plan within this document provides a starting point for this, identifying key sites, poor quality site and/or sites that are overplayed.

With such pressures on budgets, any wide-ranging direct investment into pitch quality is challenging and other options for improvements should be considered. This could be via asset transfer as highlighted in Objective 1, with clubs taking on maintenance, whilst other options may include equipment banks and the pooling of resources for maintenance.

Addressing quality issues

Quality across Shropshire is variable but generally most pitches are assessed as poor or standard quality. Where facilities are assessed as standard or poor quality and/or overplayed, maintenance regimes should be reviewed and, where possible, improved to ensure that what is being done is of an appropriate standard to sustain/improve pitch quality. Ensuring continuance of existing maintenance of good quality sites is also essential.

It is also important to note the impact the weather has on quality. The worse the weather, the poorer facilities tend to become, especially if no drainage systems are in place or if existing drainage systems are inadequate. This also means that quality can vary, year on year, dependent upon the weather and levels of rainfall.

Based upon an achievable target using existing quality scoring to provide a baseline, a standard should be used to identify deficiencies and investment should be focused on those sites which fail to meet the proposed quality standard (using the site audit database as provided in electronic format). The strategic approach to outdoor sports facilities achieving these standards should be to enhance quality and therefore the planning system should seek to protect them.

For the purposes of quality assessments, outdoor sports facilities and ancillary facilities are separately reported as being of ‘Good’, ‘Standard’ or ‘Poor’ quality. Some good quality sites may have poor quality elements and vice versa (e.g. a good quality pitch may be serviced by poor quality changing facilities).

SHROPSHIRE COUNCIL STRATEGY & ACTION PLAN

Good quality refers to pitches that have, for example, good grass cover, an even surface, are free from litter. For rugby, a good quality pitch is also pipe and/or slit drained. In terms of ancillary facilities, good quality refers to access for disabled people, sufficient provision for referees, juniors/women/girls and appropriate provision of showers, toilets and car parking.

Standard quality refers to pitches that have, for example, adequate grass cover, minimal signs of wear and tear and goalposts may be secure but in need of minor repair. For rugby, drainage is natural but adequate. In terms of ancillary facilities, standard quality refers to adequately sized changing rooms, storage provision and provision of toilets.

Poor quality refers to provision with, for example, inadequate grass cover, uneven surfaces and poor drainage. In terms of ancillary facilities, poor quality refers to inappropriate changing rooms with no showers, no running water and/or old, dated interiors. If a poor quality site receives little or no usage that is not to say that no improvement is needed, it may instead be the case that it receives no demand because of its quality, thus an improvement in said quality will attract demand to the site, potentially from overplayed standard or good quality sites.

Without appropriate, fit for purpose ancillary facilities, good quality pitches may be underutilised. Changing facilities form the most essential part of this offer and therefore key sites should be given priority for improvement.

In order to prioritise investment into key sites it is recommended that the Steering Group works up a list of criteria, to provide a steer on future investment.

Flooding

Key settlements within Shropshire including Shrewsbury, Church Stretton, Buildwas / Ironbridge, Albrighton, Ludlow, Gobowen, Ellesmere, Whitchurch and Bridgnorth are located near to rivers such as the River Severn. This means specific sports sites within these settlements are located on flood zones. The table below identifies the different definitions for each flood zone.

Table 5.2: Flood Zones

Flood Zone	Definition
Zone One - Low Probability	Land having a less than 1 in 1,000 annual probability of river or sea flooding.
Zone Two - Medium Probability	Land having between a 1 in 100 and 1 in 1,000 annual probability of river flooding; or land having between a 1 in 200 and 1 in 1,000 annual probability of sea flooding.
Zone Three A - High Probability	Land having a 1 in 100 or greater annual probability of river flooding; or Land having a 1 in 200 or greater annual probability of sea flooding.
Zone Three B - The Functional Floodplain	This zone comprises land where water has to flow or be stored in times of flood. Local planning authorities should identify in their Strategic Flood Risk Assessments areas of functional floodplain and its boundaries accordingly, in agreement with the Environment Agency.

In fact, there are a total of 27 sites which contain outdoor sports provision which are located in either flood zones two and/or flood zone three.

SHROPSHIRE COUNCIL STRATEGY & ACTION PLAN

Figure 5.1: Location of sporting sites within flood zones across Shropshire

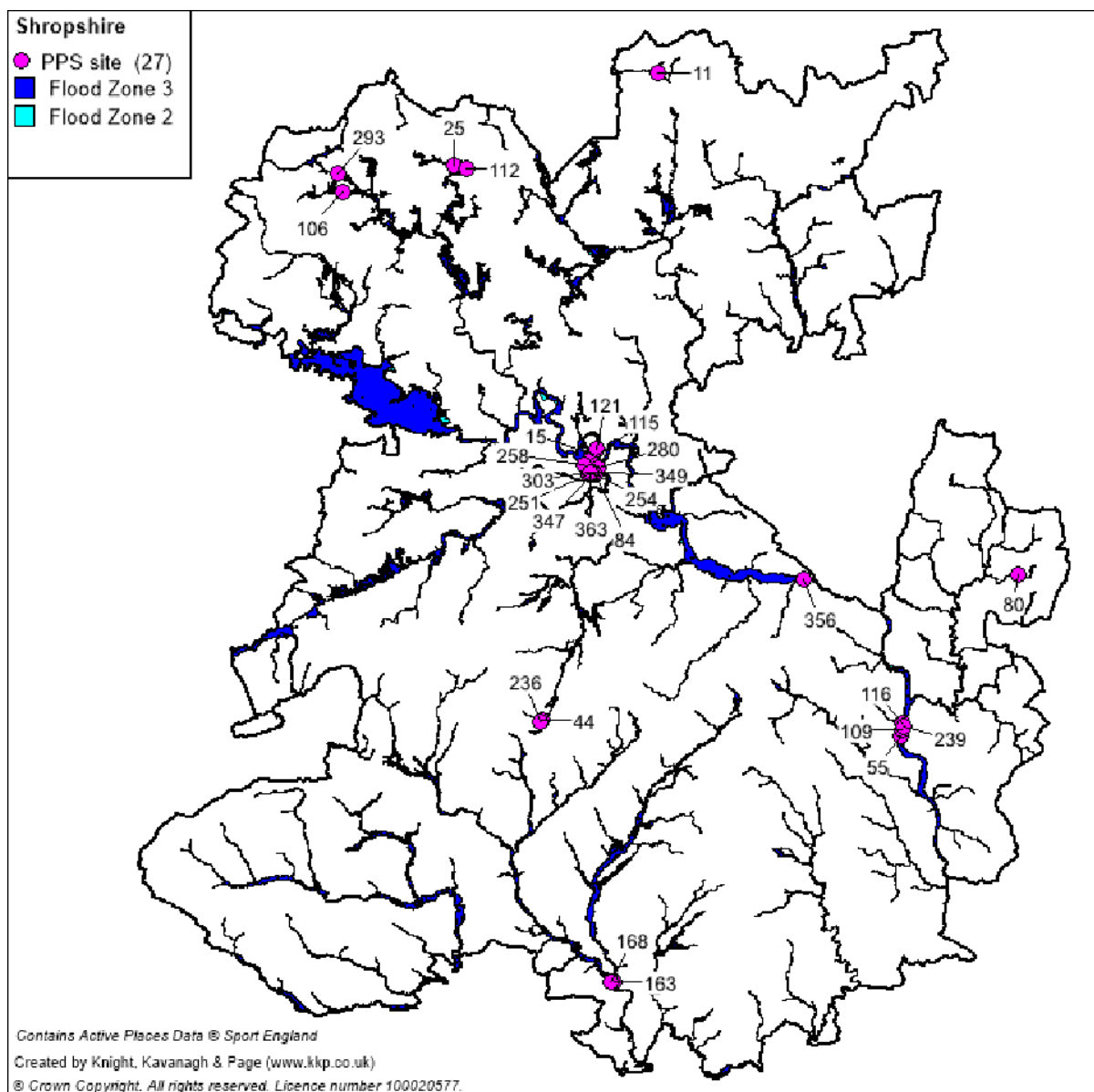


Table 5.3: Key to sporting sites within flood zones across Shropshire

Analysis area	Place plan	Site ID	Site name	Sport/s	Flood Zones	
					2	3
Central	Shrewsbury	15	Bagley Sports and Social Club	Bowls	Yes	
Central	Shrewsbury	84	Coleham Primary School	N/A	Yes	
Central	Shrewsbury	115	Frankwell Recreation Ground	Football Cricket	Yes	Yes
Central	Shrewsbury	121	Greenfields Bowling Club	Bowls	Yes	
Central	Shrewsbury	251	Shrewsbury Lawn Tennis Club	Tennis	Yes	Yes
Central	Shrewsbury	254	Shrewsbury Severnside Bowling Club	Disused bowls	Yes	Yes

SHROPSHIRE COUNCIL STRATEGY & ACTION PLAN

Analysis area	Place plan	Site ID	Site name	Sport/s	Flood Zones	
					2	3
Central	Shrewsbury	258	Silks Meadow Recreation Ground	Bowls Tennis	Yes	Yes
Central	Shrewsbury	280	Telepost Sports & Social Club (Abbey Sports Ground)	Bowls	Yes	Yes
Central	Shrewsbury	303	Town Walls Tennis Club	Tennis	Yes	Yes
Central	Shrewsbury	347	Old Shrewsbury Bowling Club	Bowls	Yes	Yes
Central	Shrewsbury	349	Prince of Wales Bowling Greens	Bowls	Yes	Yes
Central	Shrewsbury	363	Crescent Bowling Club	Bowls	Yes	Yes
North East	Whitchurch	11	Archibald Worthington Club	Bowls	Yes	
North West	Ellesmere	25	Beech Grove Playing Fields	Football	Yes	Yes
North West	Ellesmere	112	Ellesmere Cricket Club	Cricket	Yes	
North West	Oswestry	106	Derwen College	N/A	Yes	
North West	Oswestry	293	The Playing Fields	Football	Yes	Yes
South	Ludlow	163	Ludlow Castle Tennis and Bowls Club	Bowls Tennis	Yes	Yes
South	Ludlow	168	Ludlow Rugby Football Club	Rugby union	Yes	Yes
South East	Albrighton	80	Clockmills	Informal football	Yes	Yes
South East	Bridgnorth	55	Bylet Bowling Club	Bowls	Yes	Yes
South East	Bridgnorth	109	Edgar Davies Ground (Bridgnorth RFC)	Rugby union	Yes	Yes
South East	Bridgnorth	116	Friars Playing Fields	Football Cricket Rugby union	Yes	Yes
South East	Bridgnorth	239	Severn Park	Rugby union	Yes	Yes
South East	Much Wenlock	356	Ironbridge Power Station	Lapsed Cricket & Football	Yes	Yes
South West	Church Stretton	44	Brooksbury Playing Fields	Football	Yes	Yes
South West	Church Stretton	236	Russels Meadow Ground	Football Cricket	Yes	Yes

Due to the above sites' location, addressing quality issues through drainage improvements can often be ineffective with options such as dedicated regular and routine maintenance regimes consider a more effective solution.

If these sites do flood it is recommended relevant flood relief funds are applied for to address issues. The RFU, working with Sport England, has produced a set of information for clubs that have been affected by adverse weather in England³⁹.

³⁹ <https://www.sportengland.org/how-we-can-help/facilities-and-planning/sustainability>

SHROPSHIRE COUNCIL STRATEGY & ACTION PLAN

Sport England also offers various funding options for clubs that have been affected by flooding such as the Community Asset Fund⁴⁰. These are typically separated into three criteria: small scale investment (£1,000 - £15,000), medium scale investment (£15,000 - £50,000) and large scale investment (£50,000 - £150,000). The Community Asset Fund was designed to help communities respond quickly to emergencies or unexpected events that stop people from being active.

Addressing overplay

In order to improve the overall quality of the outdoor facility stock; it is necessary to ensure that provision is not overplayed beyond recommended carrying capacity. This is determined by assessing quality (via a non-technical site assessment) and allocating a match limit to each (daily for hockey, weekly for football and rugby union and seasonal for cricket).

The FA, the RFU, the ECB and EH all recommend a number of matches that pitches should take based on quality, as seen in the table below. For other grass pitch sports, no guidelines are set by the NGBs although it can be assumed that a similar trend should be followed.

Table 5.4: Capacity of pitches

Sport	Pitch type	No. of matches		
		Good quality	Standard quality	Poor quality
Football	Adult pitches	3 per week	2 per week	1 per week
	Youth pitches	4 per week	2 per week	1 per week
	Mini pitches	6 per week	4 per week	2 per week
Rugby union	Natural Inadequate (D0)	2 per week	1.5 per week	0.5 per week
	Natural Adequate (D1)	3 per week	2 per week	1.5 per week
	Pipe Drained (D2)	3.25 per week	2.5 per week	1.75 per week
	Pipe and Slit Drained (D3)	3.5 per week	3 per week	2 per week
Cricket	One grass wicket	5 per season	4 per season	0 per season
	One synthetic wicket	60 per season		
Hockey	Full size AGP	4 per day	4 per day	4 per day

It is imperative to engage with clubs to ensure that sites are not played beyond their capacity. Play should therefore be encouraged, where possible, to be transferred to alternative venues that are not operating at capacity. This may include transferring play to 3G pitches or to sites not currently available for community use but which may be in the future.

A cost-effective way to reduce unofficial use (and therefore overplay), particularly for football, could be to remove goalposts in between match days, principally at open access, high traffic sites that are managed by clubs. This will, however, require adequate, secured storage to be provided.

For cricket, an increase in the usage of NTPs is key to alleviating overplay as this allows for the transfer of junior demand from grass wickets. It also does not require any additional playing pitch space as NTPs can be installed in situ to existing squares.

For rugby union, additional floodlighting can mitigate some of the overplay as it allows training demand to be spread across a greater number of pitches or unmarked areas. If permanent floodlighting is not possible, portable floodlighting is an alternative, as is the installation of a World Rugby compliant 3G pitch.

⁴⁰ <https://www.sportengland.org/how-we-can-help/our-funds/community-asset-fund>

Increasing maintenance

Standard or poor grass pitch quality may not just be a result of poor drainage. In some instances, ensuring there is an appropriate maintenance for the level/standard of play can help to improve quality and therefore increase pitch capacity. Each NGB can provide assistance with reviewing pitch maintenance regimes.

The FA has the Pitch Improvement Programme (PIP) which has been developed in partnership with Grounds Maintenance Association (GMA) to develop a grass pitch maintenance service that can be utilised by grassroots clubs with the aim of improving knowledge, skills and therefore the quality of pitches. The key principles behind the service are to provide clubs with advice/practical solutions in a range of areas, with the simple aim of improving playing surfaces. The programme is designed to help clubs on sites that they themselves manage and maintain but can also be used to advise council-maintained sites.

In addition, PIP also aims to focus on developing an improved maintenance programmes with local authorities that can be utilised at local authority maintained sites.

For cricket and the ECB, the equivalent is the Grounds and Natural Turf Improvement Programme, which is jointly funded by the ECB, FA, Football Foundation and the GMA. Its aim is to raise the standards of sports surfaces as well as the understanding of sports turf management practices among grassroots sports clubs across England Wales.

In relation to cricket specifically, maintaining high pitch quality is the most important aspect of the sport. If the wicket is poor, it can affect the quality of the game and, in some instances, become dangerous. The ECB recommends full technical assessments of wickets and pitches available through a Performance Quality Standard Assessment (PQS). The PQS assesses a cricket square to ascertain whether it meets the standards that are benchmarked by the Grounds Maintenance Association (GMA)

Improving changing provision

There is a need to address changing provision at some sites in Shropshire, these are generally centred at either club or town /parish council managed sites.

Sites which predominantly accommodate adult and/or older junior age group sports should be prioritised for improvements, whilst there is a trend for younger junior age groups (particularly for football) not to require use of changing provision, with suitable male and female toilet provision for players and spectators considered to be of greater importance. This include, but are not limited to:

- I* London Road Sports Centre
- I* Butler Sports Centre
- I* Clee Hill Recreation Ground
- I* Loak Road
- I* Hinstock Cricket Club
- I* Harcourt Cricket Club
- I* Chelmarsh Sports & Social Club
- I* Sandford Park
- I* Edgar Davies Ground
- I* Oswestry Rugby Club

Recommendation (e) – Adopt a tiered approach (hierarchy of provision) to the management and improvement of sites

To allow for facility developments to be programmed on a phased basis the Council should adopt a tiered approach to the management and improvement of outdoor sport sites and associated facilities. Please refer to Part 6: Action Plan for the proposed hierarchy.

Recommendation (f) – Work in partnership with stakeholders to secure funding

Partners should ensure that appropriate funding secured for improved sports provision is directed to areas of need, underpinned by a robust strategy for improvement in outdoor sport provision and accompanying ancillary facilities.

To address community need, target priority areas and reduce provision duplication, a coordinated approach to strategic investment is required. In delivering this recommendation, the Council should maintain a regular dialogue with local partners through the PPOSS Steering Group.

Although some investment in new provision will not be made by the Council directly, it is important that the Steering Group directs and leads a co-ordinated approach to facility development whether made at/by education sites, NGBs, sports clubs and the commercial sector. This is to ensure that the extent to which it addresses community need is optimised and duplication is avoided.

One of sport's key contributions is its positive impact on public health. It is therefore important to lever in investment from other sectors such as, for example, health and wellbeing. Sport and physical activity can have a profound effect on peoples' lives, and plays a crucial role in improving community cohesion, educational attainment and self-confidence.

Please refer to Appendix One for further funding information which includes detail in respect of current opportunities, likely funding requirements and indicative project costs.

Recommendation (g) –Secure developer contributions

This strategy should inform policies and supplementary planning documents by setting out the approach to securing sport and recreational facilities through new housing development, which is especially pertinent to Shropshire given the level of identified housing growth.

A development located within an accessible distance from a high-quality outdoor sport facility does not necessarily negate need for further provision or improvement to existing provision in the locality to accommodate additional demand arising from that development. The PPOSS should be used to help determine the likely impact of a new development on demand, the capacity of existing sites in the area, and whether there is a need for improvements to increase capacity or new provision is required.

For playing pitches, the Council should use Sport England's new Playing Pitch Calculator (PPC) (see Part 7) as a tool to determine developer contributions linking to sites within the locality. This uses team generation rates from the Assessment Report to determine how many new teams will be generated from an increase in population, as per that derived from housing growth. This is then converted into pitch requirements for each sport alongside the associated costs.

The guidance should be the basis for negotiation with developers to secure contributions to include provision within the development and/or enhancement of appropriate playing fields and subsequent maintenance on existing sites within the locality. Section 106 contributions can also be used to improve the condition and maintenance regimes of pitches which, in turn, will increase pitch capacity to accommodate more matches.

A number of planning policy objectives should be implemented to enable the above to be delivered:

- i Most new developments which create net additional floor space of 100 square metres or more or create a new dwelling.
- i Planning consent should include appropriate conditions and/or be subject to specific planning obligations. Where developer contributions are applicable, a Section 106/CIL Agreement or equivalent must be completed that specifies, when applied, the amount that will be linked to Sport England's Building Cost Information Service⁴¹ from the date of the permission and timing of the contribution/s to be made.
- i Contributions should also be secured towards the first ten years of maintenance on new pitches. NGBs and Sport England can provide further and up to date information on the associated costs.
- i External funding should be sought/secured to achieve maximum benefit from the investment into appropriate outdoor sport facility enhancement and its subsequent maintenance.
- i Where new multiple pitches are provided, appropriate changing rooms and associated car parking should be located on site.
- i All new or improved outdoor sport facilities on school sites should be subject to community use agreements.

⁴¹ <https://www.sportengland.org/facilities-planning/design-and-cost-guidance/cost-guidance/>

AIM 3

To **provide** new outdoor sport facilities where there is current or future demand to do so.

Recommendations:

- h. Identify opportunities to add to the overall stock to accommodate both current and future demand.
- i. Rectify quantitative shortfalls through the current stock.

Recommendation (h) - Identify opportunities to add to the overall stock to accommodate both current and future demand

The Steering Group should use the Action Plan within this Strategy for improvements to the Council's own outdoor sports facilities whilst recognising the need to support partners. The Action Plan lists improvements to be made to each site focused upon both qualitative and quantitative improvements as appropriate on an area by area basis.

Although there are identified shortfalls of match equivalent sessions, most current and future demand is currently being met and most shortfalls can be addressed via quality improvements and/or improved access to sites that are presently used minimally or currently unavailable. Adding to the current stock, particularly in the short term, is therefore not recommended as a priority, except in the case of 3G pitches where there is a discrete need, where there is significant housing growth, or where sites fall out of use and require mitigation.

It is important that there is a joined-up approach between the relevant neighbouring authorities to ensure that 3G pitches are developed at the most appropriate sites, such as by selecting sites that can contribute towards accommodating demand from neighbouring authorities. This approach will also ensure there is no duplication of provision that will compete against each other to attract demand.

Where new schools are provided in major new residential developments, they should be designed to facilitate community access, with opportunities for meeting the community's outdoor sports needs explored at the planning stage to maximise potential demand and ensure the correct facility provision. For example, full size 3G pitches are often best suited to secondary school sites, whereas mini football pitches and MUGAs/small sided AGPs on primary school sites tend to be provided.

Recommendation (i) - Rectify quantitative shortfalls through the current stock

The Council and its partners should work to rectify identified inadequacies and meet identified shortfalls as outlined in the preceding Assessment Report and the sport by sport specific recommendations (Part 3) as well as the following Action Plan (Part 6).

It is important that the current levels of provision are protected, maintained and enhanced to secure provision now and in the future. For most sports the current and future demand for provision identified in Shropshire can be overcome through maximising use of existing stock through a combination of:

- Improving quality in order to improve the capacity to accommodate more demand.
- Transferring demand from overplayed sites to sites with spare capacity.
- The re-designation of facilities.
- Securing long term community use at school sites including those currently unavailable.
- Working with commercial and private providers to secure tenure and increase usage.

SHROPSHIRE COUNCIL STRATEGY & ACTION PLAN

Unmet demand, changes in sport participation and trends, and proposed housing growth should be recognised and factored into future facility planning. Assuming an increase in participation and housing growth occurs, it will impact on the future need for certain types of sports facilities. Sports development work also approximates unmet demand which cannot currently be quantified (i.e. it is not being suppressed by a lack of facilities) but is likely to occur. The following table highlights the main development trends in each sport and their likely impact on facilities. However, it is important to note that these may be subject to change.

Furthermore, retaining some spare capacity allows some pitches to be rested to protect overall pitch quality in the long-term. Therefore, whilst in some instances it may be appropriate to re-designate a senior pitch where there is low demand identified a holistic approach should be taken to re-designation for the reasons cited. The site-by-site action planning will seek to provide further clarification on where re-designation is suitable.

Table 5.4: Likely future sport-by-sport demand trends

Sport	Future sports development trend	Strategy impact
Football	Demand for adult football is likely to be sustained with the FA focusing on retention. There is also likely to be some continued movement towards small sided football for adults.	Additional need for 3G pitches. Sustain current pitch stock but give consideration to pitch reconfiguration to accommodate youth 11v11 football. <u>Qualitative improvements.</u>
	Demand for mini and youth football is likely to increase and the FA has a key objective to deliver 50% of mini and youth football on 3G pitches.	Sustain current stock and consideration given to reconfigure pitches if required. Qualitative improvements. Where possible utilise new or existing 3G pitches to further accommodate this demand and ensure FA testing.
	The FA's strategy for Women's and Girls' football: 2017 – 2020 was released in March 2017. One of the major goals of the new strategy will be to double participation.	Demand for grass pitches and 3G pitches is likely to increase.
3G pitches	Demand for 3G pitches for football is high and will continue to increase. It is likely that future demand for the use of 3G pitches will increase for both training and match play purposes.	Requirement for new 3G pitches to be provided and a need for community use agreements to be in place for any new pitches as well as sinking funds. Requirement for 3G pitches to be FA/FIFA tested to host competitive matches. Utilise Sport England/NGB guidance on <u>choosing the correct surface.</u>
Cricket	Except for grounds identified as poor quality, ECB predicts further growth in cricket demand for pitch use over the next few years.	Pitches that are already identified in the PPOSS as being at capacity will not be able to accommodate additional playing demand generated and it is predicted there will be demand for access to additional <u>cricket playing facilities.</u>
	All Stars Cricket, the ECB national programme for 5-8 year olds, is engaging large numbers of children and has already been delivered over the past 3-4 years, with increasing numbers of participants year on year, alongside Chance to Shine cricket delivery in primary schools.	Greater usage of outfielders to accommodate demand from All Stars and Dynamos Cricket. Shorter formats of cricket, and additional formats including softball cricket, are also driving up demand for pitches. An increase stock of NTPs likely to be required to accommodate demand.

SHROPSHIRE COUNCIL STRATEGY & ACTION PLAN

Sport	Future sports development trend	Strategy impact
	Dynamos Cricket is the latest launch by the ECB, building on the existing All Stars the programme is for 8-11-year-olds. Participants will continue to develop their skills and be introduced to a countdown style of cricket match.	
	Women's and girls' cricket is a national ECB priority and there is a target to establish more female teams in every local authority.	Increased requirement for peak time access to pitches and outfielders to utilise playing strips. Need to ensure access to good quality facilities including, segregated changing and toilet provision.
Rugby union	Locally, the RFU want to ensure access to pitches satisfies existing demand and predicted growth. It is also an aim to protect and improve pitch quality, as well as ancillary facilities.	Clubs are likely to field more teams in the future. It is important, therefore, to work with the clubs to maintain the current pitch stock and support facility development. Capital improvements are required to the existing natural turf pitches as is improvements to the quality of changing rooms, where appropriate. All clubs should have access to high quality floodlit pitches to support training and match play demand.
Hockey	Current playing level is likely to increase.	Ensure continued use of sand-based AGPs to accommodate current demand and ensure sinking funds are in place for longterm sustainability. Ensure that no 3G pitch conversions take place that are detrimental to hockey.
	High profile events (Hockey World Cup 2018 Legacy)	These high profile events aim to raise the profile of the game within England and there will be community events in the buildup within clubs and a promotional programme through clubs and local schools. This will inevitably raise the profile of the game with the aim to increase participation.
	New 2019 launched England Hockey initiative, Hockey Heroes (aimed at growing participation for under 10s).	Ensure off peak availability to accommodate additional future demand.
Bowls	No expected net increase in memberships.	Likely that any future increase could be accommodated on existing greens but quality may need to be improved.
Tennis	The LTA has a key priority for the strategic development and growth of tennis at both a club and wider community level such as local parks.	Increases in participation can be accommodated through providing additional courts that are floodlit. An increase in casual play can be encouraged through adopting LTA initiatives such as digital access systems.
Netball	Membership of clubs is expected to increase.	Likely that any future increase could be accommodated on existing courts, however, providing more courts that are floodlit may be beneficial.

PART 6: ACTION PLAN

The site-by-site action plan seeks to address key issues identified in the preceding Assessment Report. It provides recommendations based on current levels of usage, quality and future demand, as well as the potential of each site for enhancement. It should be reviewed in the light of staff and financial resources in order to prioritise support for strategically significant provision and provision that other providers are less likely to make. The Action Plan is separated by analysis area.

The Council should make it a high priority to work with NGBs and other partners to comprise a priority list of actions based on local priorities, NGB priorities and available funding. To allow for facility developments to be programmed within a phased approach, the Council should adopt a tiered approach to the management and improvement of outdoor facility sites and associated provision.

The identification of sites is based on their strategic importance within the Authority i.e. they accommodate the majority of demand, or the recommended action has the greatest anticipated impact on addressing shortfalls (identified either on a sport-by-sport basis or across the Council area as a whole).

Table 6.1: Proposed tiered site criteria

Criteria	Hub sites	Main sites	Local sites
Site location	Strategically located in the Authority. Priority sites for NGBs.	Strategically located within the analysis area.	Serves the local community.
Site layout	Accommodates three or more grass pitches, including provision of an AGP.	Accommodates two or more grass pitches.	Accommodates one or more pitches.
Type of sport	Single or multi-sport provision. Could also operate as a central venue.	Single or multi-sport provision. Could also operate as a central venue.	Single or multi-sport provision.
Management	Management control remains within the local authority/other provider or with an appropriate lease arrangement through a committee or education owned.	Management control remains within the local authority/provider or with an appropriate club on a lease arrangement.	Management control remains within the local authority/provider or with an appropriate club on a lease arrangement.
Maintenance regime	Maintenance regime aligns with NGB guidelines.	Maintenance regime aligns with NGB guidelines.	Standard maintenance regime either by the club or in house maintenance contract.
Ancillary facilities	Good quality ancillary facility on site, with sufficient changing rooms and car parking to serve the number of pitches.	Good quality ancillary facility on site, with sufficient changing rooms and car parking to serve the number of pitches.	No changing room access on site or appropriate access to accommodate both senior and junior use concurrently (if required).

Hub sites are of strategic Authority wide importance where users are willing to travel to access the range and high quality of facilities offered and are likely to be multi-sport. These have been identified on the basis of the impact that the site will have on addressing the issues identified in the assessment.

Main sites are more community focused sites, although some are still likely to service a wider analysis area. There may be more of a focus on a specific sport.

Additionally, it is considered that some financial investment may be necessary to improve the ancillary facilities at both hub sites and Main site sites to complement the pitches in terms of access, flexibility (i.e. single-sex changing if necessary), quality and that they meet the rules and regulations of local competitions.

Local sites refer to those sites offering minimal provision or that are of minimal value to the wider community. Primarily they are sites with one facility or a low number of facilities that service just one or two sports. The level of priority attached to them for external investment may be relatively low.

For local authority sites, consideration should be given, on a site-by-site basis, to the feasibility of a club taking on a long-term lease (if not already present), in order that external funding can be sought. Such sites will require some level of investment, either to the outdoor sport facilities or ancillary facilities, and is it anticipated that one of the conditions of offering a hire/lease is that the Club would be in a position to source external funding to improve/extend the provision.

Other sites considered in this tier may be primary school sites or secondary school sites that are not widely used by the community or that do not offer community availability.

Some local sites are suitable for rationalisation providing that capital receipts are allocated to replace the lost provision at larger, multi-pitch sites.

Management and development

The following issues should be considered when undertaking sports related site development or enhancement:

- I Financial viability.
- I Security of tenure.
- I Planning permission requirements and any foreseen difficulties in securing permission.
- I Adequacy of existing finances to maintain existing sites.
- I Business Plan/Masterplan – including financial package for creation of new provision where need has been identified.
- I Analysis of the possibility of shared site management opportunities.
- I The availability of opportunities to lease sites to external organisations.
- I Options to assist community groups to gain funding to enhance existing provision.
- I Negotiation with landowners to increase access to private hub sites.
- I Football investment programme/3G pitch development with the FA and Football Foundation

Partners

The column indicating partners refers to the main organisations that the Council would look to work with to support delivery of the actions. Given the extent of potential actions it is reasonable to assume that partners will not necessarily be able to support all of the actions identified but where the action is a priority and resource is available the partner will endeavour to provide support.

Priority

Although hub sites are mostly likely to have a **high** priority level as they have wide importance, high priority sites have been identified on the basis of the impact that the site will have on addressing the key issues identified in the assessment. Therefore, some Main sites and local sites are also identified as having a high priority level. It is these projects/sites which should generally, if possible, be addressed within the short term (1-2 years).

The majority of Main sites are a **medium** priority, have analysis area importance and have been identified on the basis of the impact that the site will have on addressing the issues identified in the assessment.

The **low** priority sites tend to be single pitch or single sport sites and often club or education sites with local specific importance but that may also contribute to addressing the issues identified in the assessment for specific users.

Costs

The strategic actions have also been ranked as low, medium or high based on cost. The brackets are:

- i (L) -Low - less than £50k;
- i (M) -Medium - £50k-£250k;
- i (H) -High £250k and above.

These are based on Sport England's estimated facility costs which can be found at:
<https://www.sportengland.org/facilities-planning/design-and-cost-guidance/cost-guidance/>

Timescales

The Action Plan has been created to be delivered over a ten-year period. The information within the Assessment Report, Strategy and Action Plan will require updating as developments occur.

The indicative timescales relate to delivery times and are not priority based:

- i (S) -Short (1-2 years);
- i (M) - Medium (3-5 years);
- i (L) - Long (6+ years).

Aim

Each action seeks to meet at least one of the three aims of the Strategy; **Enhance, Provide, Protect**.

SHROPSHIRE COUNCIL STRATEGY & ACTION PLAN

CENTRAL ANALYSIS AREA

Sport	Analysis area	Current demand (2020)		Future demand (2038)
		Pitch type	Current capacity total in MES ^[1]	Future capacity total in MES
Football (grass pitches)	Central	Adult	Spare capacity of 5.5	Spare capacity of 2.5
		Youth 11v11	Spare capacity of 1.5	Shortfall of 1.5
		Youth 9v9	At capacity	Shortfall of 2
		Mini 7v7	Spare capacity of 1	Spare capacity of 1
		Mini 5v5	Spare capacity of 3	Spare capacity of 3
	Shropshire	Adult	Spare capacity of 5	Spare capacity of 0.5
		Youth 11v11	Shortfall of 0.5	Shortfall of 5
		Youth 9v9	Spare capacity of 1.5	Shortfall of 4.5
		Mini 7v7	Spare capacity of 0.5	Spare capacity of 0.5
		Mini 5v5	Spare capacity of 1.5	Shortfall of 6
Football I (3G pitches)	Central	Full size, floodlit	Shortfall of 3 full sized 3G pitch for team training	Shortfall of 3.5 full sized 3G pitch for team training
Cricket	Central	Saturday	Shortfall of 27	Shortfall of 60
		Sunday	Spare capacity of 28	Shortfall of 5
		Midweek	Spare capacity of 46	Spare capacity of 14
	Shropshire	Saturday	Shortfall of 29	Shortfall of 139
		Sunday	Spare capacity of 92	Shortfall of 18
		Midweek	Spare capacity of 147	Spare capacity of 47
Rugby union	Central	Senior	Shortfall of 5.25	Shortfall of 5.75
	Shropshire	Senior	Shortfall of 13.5	Shortfall of 21.75
Hockey (sand AGPs)	Shropshire	Full size, floodlit	There is a need to improve pitch quality and create a pitch to return exported demand.	There is a need to improve pitch quality and create a pitch to return exported demand.
Tennis	Shropshire	Courts	Adequate provision	Adequate provision
Bowls	Shropshire	Greens	Adequate provision	Adequate provision
Netball	Shropshire	Courts	Adequate provision	Adequate provision
Other sports	Shropshire	Pitches	Adequate provision	Adequate provision

Key recommendations for Pontesbury & Minsterley

- To meet the future shortfalls, improve poor quality football pitches through enhanced levels of maintenance.
- Assist clubs in ancillary provision improvements where require - need to consider bowling provision when considering enhancements to ancillary improvement
- Examine securing tenure for clubs where not already apparent
- Explore the feasibility in providing a second square at Pontesbury Playing Fields for the use of Pontesbury CC and the development of its Women and Junior section.

[1] MES – match equivalent sessions per week (per season for cricket)

Key recommendations for Shrewsbury

- i To meet the future shortfalls, improve poor quality football pitches through enhanced levels of maintenance in addition to securing access to education sites or pitch reconfiguration.
- i Refurbish the hockey suitable AGP at Roman Road Sports Centre and retain as a hockey suitable surface.
- i In addition, explore the feasibility of developing three full size floodlit 3G FA approved pitch to accommodate both competitive and training demand.
- i Ensure future demand for cricket can be met whether this is through creation of an NTP, additional wickets on site, access to secondary site with capacity or creation of new provision.
- i Explore the feasibility in providing an additional either onsite or in the locality of Shrewsbury Cricket Club for the use of Shrewsbury CC.
- i Ensure sites which are located in Flood Zones have access to flood relief funds when required in addition to preparing on site provision for the possibility of flooding.
- i Assist in alleviating overplay at Shrewsbury Rugby Club where possible.
- i Assist clubs in securing long term tenure where required particularly for cricket clubs to access relevant funding
- i Assist in club's ambitions to improve ancillary provision where deemed necessary

PLACE PLAN – PONTESBURY & MINSTERLEY

Site ID	Site	Post code	Sport	Management	Current status	Recommended actions	Partners	Site hierarchy tier	Priority	Timescales ⁴²	Cost ⁴³	Aim
152	Lea Cross Pitches	SY5 8HR	Football	Commercial	Two youth 11v11, one youth 9v9, one mini 7v7 and one mini 5v5 pitch all of which are poor quality. The youth 11v11 pitches are overplayed by one match equivalent sessions whereas the youth 9v9 pitch is overplayed by two match equivalent sessions. Both mini pitches are played to capacity at peak time. Site is not accompanied by ancillary facilities and does not have secure tenure.	Examine securing tenure on the site for community users. Improve pitch quality through an enhanced maintenance regime. If tenure can be secure explore options to create ancillary facilities on the site.	Commercial SFA FF	Local	M	M	L-M	Protect Enhance Provide
174	Mary Webb School and Science College	SY5 0TG	Football	Education	One poor quality adult pitch that is not available for community use. Pitch is played to capacity.	Improve pitch quality through an enhanced maintenance regime. Retain as current use.	Education SFA FF ECB SCB RFU LTA EN	Main site	L	S	L	Protect Enhance
			Football (3G)		One good quality floodlit small size 3G pitch (36x18). Provision is available for community use.	Ensure pitch quality through regular maintenance and retain as current use. Ensure a sinking fund is in place.						
			Cricket		One standard quality NTP used for curricular and extracurricular demand.	Sustain quality and retain as current use.						
			Rugby union		One poor quality (M0/D1) senior rugby union pitch that is not available for community use.	Improve pitch quality through enhanced maintenance to better accommodate curricular and extracurricular demand. Explore options for community use of the pitch.						
			Tennis		Two poor quality macadam tennis courts that are neither available for community use nor floodlit.	If warranted, improve court quality for curricular and extracurricular demand.						
			Netball		Two poor quality macadam netball courts that are neither available for community use nor floodlit.	If warranted, improve court quality for curricular and extracurricular demand						
182	Minsterley Playing Fields	SY5 0BY	Football	Minsterley PC	One adult pitch that has spare capacity discounted due to poor quality. Site has no ancillary facilities.	Improve pitch quality through an enhance maintenance regime.	PC SFA FF	Local	L	S	L	Enhance
218	Pontesbury Playing Fields	SY5 0QD	Football	Pontesbury PC	One adult, one mini 7v7 and one mini 5v5 pitch. The adult pitch is poor quality whereas the mini pitches are standard quality. Spare capacity on the adult pitch is discounted due to unsecure tenure with 0.5 match equivalent sessions of spare capacity on the mini 7v7 pitch and one match equivalent session of spare capacity on the mini 5v5 pitch.	Improve poor quality adult pitch through an enhance maintenance regime. When pitch has been improved examine reconfiguration to alleviate shortfalls on youth pitch types. Utilise spare capacity on the mini pitches for future demand or to alleviate overplay in the area. Explore the creation of a junior on the site and understand its potential impact on football.	PC SFAFF ECB SCB BCGB A	Main site	M	S	L-M	Protect Enhance

⁴² (S) -Short (1-2 years); (M) - Medium (3-5 years); (L) - Long (6+ years)

⁴³ (L) -Low - less than £50k; (M) -Medium - £50k-£250k; (H) -High £250k and above

**SHROPSHIRE COUNCIL
STRATEGY & ACTION PLAN**

Site ID	Site	Post code	Sport	Management	Current status	Recommended actions	Partners	Site hierarchy tier	Priority	Timescales ⁴²	Cost ⁴³	Aim
			Cricket		One good quality grass square that has 13 wickets. Site has minimal current capacity and cannot accommodate future demand. The site also suffers from local flooding as the ground is next to the stream.	Sustain square quality through regular maintenance. Explore the creation of a junior / Women and Girls square on the site and understand its potential impact on football. Required enhancement to the ancillary provision to satisfy the increased demand for Women and Girls						
			Bowls		One good quality bowling green used by Pontesbury BC. Tenure for the Club is unknown.	Sustain quality and maximise membership in order to create sustainability. Ensure the Club has secure tenure.						
292	The Nags Head	SY5 0QD	Bowls	Commercial	One standard quality bowling green.	Explore opportunities to make improvements in order to sustain membership levels.	Commercial BCGBA	Local	L	L	L	Protect
367	The Coates (Snailbeach White Stars FC)	SY5 0NS	Football	Private	One adult pitch that has spare capacity discounted due poor quality. Site has no ancillary facilities.	Improve pitch quality through an enhanced maintenance regime.	Private SFA FF	Local	L	L	L	Enhance

PLACE PLAN - SHREWSBURY

Site ID	Site	Post code	Sport	Management	Current status	Recommended actions	Partners	Site hierarchy tier	Priority	Timescales ⁴⁴	Cost ⁴⁵	Aim
3	Adcote School for Girls	SY4 2JY	Tennis	Education	Three good quality macadam tennis courts which are neither available for community use not floodlit.	Sustain quality through regular maintenance and retain as current use.	Education LTA EH	Local	L	L	L	Protect
			Netball		Three good quality macadam netball courts which are neither available for community use not floodlit.							
15	Bagley Sports and Social Club	SY1 2RP	Bowls	Sports club	Two standard quality bowling greens that are used by Bagley BC. Tenure for the Club is unknown. Site is located on a Flood zone.	Explore opportunities to make improvements in order to sustain membership levels. Ensure the Club has secure tenure. Ensure the Club has access to relevant flood relief funds when required. Ensure the Club is prepared for the potential effects of flooding.	Sports club BCGBA	Local	L	L	L	Protect
18	Baschurch Bowling Club	SY4 2BG	Bowls	Sports club	One good quality bowling green which is lease to Baschurch BC until 2023. Club has c50 members.	Sustain quality and maximise membership in order to create sustainability. Ensure lease is renegotiated to provide security of tenure when required.	Sports club BCGBA	Local	L	M	L	Protect
19	Baschurch Playground	SY4 2DW	Football	Baschurch Parish Council	One mini 7v7 pitch that has spare capacity discounted due to poor quality. Site has no ancillary facilities.	Based on levels of demand improve pitch quality through enhance maintenance. If pitch quality improved examine pitch reconfiguration to alleviate identified mini 5v5 shortfalls.	PC SFA FF	Local	L	S	L	Enhance
20	Baschurch Tennis Club	SY4 2EG	Tennis	Sports club	Two good quality macadam tennis courts that are floodlit and available for community use. Baschurch TC is involved in the British Tennis Weekend. Club has c293 members.	Sustain quality and retain as current use. Seek to retain current membership levels. Assist the Club in participation in LTA initiatives.	Sports club LTA	Local	L	L	L	Protect
21	Baschurch Village Hall Pitches	SY4 2JN	Football	Baschurch Parish Council	One adult, one youth 9v9 and one mini 7v7 pitch all of which are poor quality. The youth 9v9 pitch has spare capacity discounted due to quality whereas the other pitches are played to capacity. Baschurch FC, in conjunction with Baschurch Village Hall, is preparing a joint bid for DEFRA (Department of Environment, Food and Rural Affairs) funding in order to create a clubhouse facility at Baschurch Village Hall Pitches.	Improve pitch quality through an enhanced maintenance regime. Assist the Club and Baschurch Village Hall in its bid for funding to create ancillary facilities.	PC Sports club SFA FF	Local	M	S-M	L-M	Enhance Provide

⁴⁴ (S) -Short (1-2 years); (M) - Medium (3-5 years); (L) - Long (6+ years)

⁴⁵ (L) -Low - less than £50k; (M) -Medium - £50k-£250k; (H) -High £250k and above

**SHROPSHIRE COUNCIL
STRATEGY & ACTION PLAN**

Site ID	Site	Post code	Sport	Management	Current status	Recommended actions	Partners	Site hierarchy tier	Priority	Timescales ⁴⁴	Cost ⁴⁵	Aim
27	Belvidere School	SY2 5LA	Football	Education	Two adult and one youth 9v9 pitch all of which are poor quality and not available for community use. Pitches are played to capacity through curricular and extracurricular use.	Improve pitch quality when required to better accommodate levels of curricular and extracurricular demand.	Education SFA FF ECB SCB RFU LTA EN	Local	L	L	L	Protect Enhance
			Cricket		One standard quality NTP that is not available for community use.	Sustain quality and retain as current use.						
			Rugby union		One poor quality (M0/D1) senior pitch that is not available for community use.	Improve pitch quality when required to better accommodate levels of curricular and extracurricular demand. Explore options for community use of the pitch.						
			Tennis		Four poor quality macadam tennis courts that are not available for community use nor floodlit.	Improve court quality when required to better accommodate levels of curricular and extracurricular demand.						
			Netball		Four poor quality macadam netball courts that are not available for community use nor floodlit.	Improve pitch quality when required to better accommodate levels of curricular and extracurricular demand.						
29	Bicton Village Hall	SY3 8ER	Football	Bicton Parish Council / Sports club	One mini 7v7 pitch that has spare capacity discounted due to poor quality.	Based on levels of demand improve pitch quality through enhance maintenance. If pitch quality improved examine pitch reconfiguration to alleviate identified mini 5v5 shortfalls.	PC Sports club SFA FF BCGBA	Local	L	L	L	Protect Enhance
			Bowls		One standard quality bowling green that is owned by Bicton BC. The Club has aspirations to make ongoing improvements to surroundings. Club has c63 members.	Explore opportunities to make improvements in order to sustain membership levels. Assist the Club in improving ancillary provision.						
35	Boiler House Pitch	SY3 5PS	Football	Shrewsbury Town Council	One poor quality adult pitch that is overplayed by 0.5 match equivalent sessions. Site has no ancillary facilities.	Improve pitch quality through an enhanced maintenance regime	TC SFA FF	Local	M	S	L	Enhance
37	Bomere Heath Cricket Club	SY4 3AW	Cricket	Sports club	One good quality square with 12 grass wickets. Square has capacity for additional demand on Sundays and Midweek. Bomere Heath CC has a long term lease on the site and has aspirations to create a NTP. The outfield has extremely poor drainage and is in need of urgent works to ensure the maximum use is made of the square and outfield Club has recently (2020) purchased an adjacent piece of land with a view to create a additional provision such as a small square/practice area for juniors and a potential NTP.	Sustain square quality through regular maintenance. Explore the feasibility of creating additional provision on newly purchased land including a potential NTP. This would be of limited benefit without the drainage being resolved.	Sports club SCB ECB	Local	H	S	L-M	Enhance

**SHROPSHIRE COUNCIL
STRATEGY & ACTION PLAN**

Site ID	Site	Post code	Sport	Management	Current status	Recommended actions	Partners	Site hierarchy tier	Priority	Timescales ⁴⁴	Cost ⁴⁵	Aim
38	Bomere Heath Tennis Club	SY4 3NW	Tennis	Bomere Heath & District Parish Council	Two standard quality macadam tennis courts that are floodlit and available for community use.	Sustain court quality through regular maintenance. Examine potential ways to increase court usage.	PC LTA	Local	L	L	L	Protect
58	Castle Country Club	SY5 9EP	Tennis	Commercial	Two macadam tennis courts that are not floodlit nor available for wider community use.	Retain as current use.	Commercial LTA	Local	L	L	L	Protect
60	All Saints Recreation Ground	SY1 2JU	Bowls	Shrewsbury Town Council	Two standard quality bowling greens that are used by Castlefields BC.	Explore opportunities to make improvements in order to sustain membership levels.	TC LTA BCGBA	Local	L	L	L	Protect
			Tennis		Two grass tennis courts that are available for community use but are not floodlit.	Sustain quality through regular maintenance and retain as current use						
69	Church Road Recreation Ground	SY3 9HG	Football	Shrewsbury Town Council	One standard quality adult pitch that has actual spare capacity of 0.5 match equivalent sessions. Site is accompanied by good quality ancillary facilities following recent refurbishment and fencing around the changing rooms .	Sustain pitch quality through regular maintenance. Utilise spare capacity for future demand or to alleviate identified overplay. Proposed works: • Shorten field • Secondary Drainage Levelling through soil importing	TC SFA FF	Local	M	M	L	Protect Enhance
89	Condover Sports Ground	SY5 7BQ	Football	Condover Parish Council	Two standard quality youth 11v11 pitches that have actual spare capacity of two match equivalent sessions. Condover Parish Council reports sports is integral to its emerging Neighbourhood Plan and includes the enhancement of ancillary provision at Condover Sports Ground.	Sustain pitch quality through regular maintenance. Utilise spare capacity for future demand or to alleviate identified overplay. Assist the Parish Council in enhancing ancillary facilities. Examine the layout of the site to consider increasing capacity requirements for cricket.	PC SFA FF ECB SCB	Main site	M	S	L	Protect Enhance
			Cricket		One standard quality square with 12 grass wickets and an NTP. Square has capacity to accommodate additional demand on Sundays and Midweek. Condover Parish Council reports sports is integral to its emerging Neighbourhood Plan and includes the enhancement of ancillary provision at Condover Sports Ground.	Improve square quality through enhanced maintenance regime. Assist the Parish Council in enhancing ancillary facilities. Examine the layout of the site to consider increasing capacity requirements for cricket. Replacement of the existing NTP as it is not fit for purpose.						
91	Corbet School	SY4 2AX	Football	Education	One standard quality adult pitch that has spare capacity discounted due to unsecure tenure.	Sustain pitch quality through regular maintenance. If tenure can be secured through a CUA look to reconfigure pitch type in order to utilise spare capacity for future demand or alleviating shortfalls.	Education SFA FF ECB SCB LTA	Main site	L	L	L	Protect

Site ID	Site	Post code	Sport	Management	Current status	Recommended actions	Partners	Site hierarchy tier	Priority	Timescales ⁴⁴	Cost ⁴⁵	Aim
			Cricket		One standard quality NTP.	Sustain quality and retain as current use. SCB would consider an upgrade to the NTP if our work at the School becomes established with Girls activity. SCB would consider assisting promotion in the school, if they would consider opening up to community.	EN					
			Rugby union		One senior and one junior pitch both of which are poor quality (M0/D1) and not available for community use.	Improve pitch quality when required to better accommodate levels of curricular and extracurricular demand. Explore options for community use of the pitch.						
			Tennis		Four standard quality macadam courts that are available for community use but not floodlit.	Sustain quality and retain as current use.						
			Netball		Three standard quality macadam courts that are available for community use but not floodlit.	Sustain quality and retain as current use.						
94	Cound Cricket Club	SY5 6EW	Cricket	Sports club	A good quality square with ten grass wickets. Square has spare capacity Midweek. Site is owned by Cound CC.	Sustain square quality through regular maintenance. Parking and access problems, need to work with the local parish council and the local landowner to acquire space for car parking and access.	Sports club ECB SCB	Local	L	L	L	Protect
95	Cound Tennis Club	SY5 6AR	Tennis	Private	Two shale and two macadam courts which are all standard quality. Cound TC rents the site from a private landowner. Cound TC reports that it may struggle in the future to sustain the quality of its shale courts as they require enhanced levels of maintenance in comparison to macadam surfaces. Onsite ancillary provision needs modernising. Club has c239 members.	Examine the feasibility of securing tenure for Cound TC. Seek to retain current membership levels. Assist the Club sustaining the quality of its shale courts. Assist the Club in modernising onsite ancillary provision.	Private LTA Sports club	Local	M	S-M	L-M	Protect Enhance

107	Dorrington Village Hall	SY5 7LD	Football	Condover Parish Council / Sports club	One standard quality adult pitch that has spare capacity of 0.5 match equivalent sessions.	Sustain pitch quality through regular maintenance. Utilise spare capacity for future demand or to alleviate identified overplay.	PC Sports club SFA FF EH BCGBA	Local	M	S	L	Protect Enhance
			Hockey (AGP)		A standard quality small size hockey suitable AGP (30x20) that is available for community use but is not floodlit.	Sustain quality and retain as current use. Ensure a sinking fund is in place.						
			Bowls		One good quality bowling green leased to Dorrington BC. The Club is currently installing an irrigation system. Club has c30 members,	Sustain quality and maximise membership in order to create sustainability. Assist the Club in improving ancillary provision.						
108	Douglas Swire Memorial Hall	SY5 8EX	Football	Community organisation	One adult pitch that has spare capacity discounted due to poor quality. Site has no ancillary facilities.	Improve pitch quality through an enhanced maintenance regime. After pitch has improved in quality reconfigure it to youth provision to allow for future demand or to alleviate shortfalls	Community organisation SFA FF LTA	Local	M	S-M	L-M	Protect Enhance Provide
			Tennis		Two good quality macadam courts that are available for community use and are floodlit. Courts are leased to Longden TC. Longden TC has long term plans to develop its clubhouse however it does not indicate a specific timeframe or funding plan on how it will accomplish these improvements. Club has c164 members.	Sustain court quality through regular maintenance. Seek to retain current membership levels. Assist the Club, where possible, in its plans to develop onsite ancillary facilities.						

114	Ford Bowling Club	SY5 9LH	Bowls (lapsed)	Private	Ford BC decided fold in 2015 after a disagreement with their landlord (Cross Gates Pub) who wanted to build houses on the bowling green. The site has recently been sold into private ownership. The green was previously an asset of community value (ACV), however, this expired 28/05/19.	Explore opportunities for alternative uses as there is no identified demand to retain the site as a bowling green.	Private BCGBA	Local	H	S	L	Provide
115	Frankwell Recreation Ground	SY3 8RF	Football	Shrewsbury Town Council	On standard quality youth 9v9 pitch that is played to capacity at peak time. Site is located on a Flood zone. Shrewsbury TC has plans to modernise ancillary facilities.	Sustain pitch quality through regular maintenance. Assist the TC in modernising ancillary facilities. Ensure the TC has access to relevant flood relief funds when required. Ensure TC is prepared for the potential effects of flooding.	TC SFA FF ECB SCB	Main site	H	S-L	M	Protect Enhance
			Cricket		Two good quality cricket squares; one with 7 grass wickets and one with 14 grass wickets. Squares have capacity to accommodate more demand on Sundays and Midweek. Site is located on a Flood zone. Shrewsbury TC has plans to modernise ancillary facilities.	Sustain square quality through regular maintenance. Assist the TC in modernising ancillary facilities. Ensure the TC has access to relevant flood relief funds when required. Ensure TC is prepared for the potential effects of flooding. SCB are keen for the development of this site as it offers two pitches which is advantageous but the ancillary facilities are not fit for purpose as we drive inclusion.						
120	The Grange Sports Centre	SY1 3LP	Football	Education	One adult and one youth 11v11 pitch both of which are standard quality. Spare capacity discounted due to unsecure tenure.	Sustain pitch quality through regular maintenance. If tenure can be secured through a CUA look to reconfigure pitch type in order to utilise spare capacity for future demand or alleviating shortfalls.	Education SFA FF ECB SCB LTA EN	Main site	L	S	L	Protect
			Football (3G)		One standard quality small size 3G pitch (40x22) which is available for community use and is floodlit.	Sustain quality and retain as current use.						
			Cricket		One standard quality standalone NTP. The NTP has ball strike issues.	Examine potential options to retain the NTP and resolve ball strike issues.						
			Tennis		Four standard macadam tennis courts that are not floodlit but are available for community use.	Sustain quality and retain as current use						
			Netball		Three standard macadam netball courts that are not floodlit but are available for community use. Site is used by the Shrewsbury Summer Netball League.	Sustain quality and retain as current use. Examine the feasibility of installing floodlights to increase community use.						

**SHROPSHIRE COUNCIL
STRATEGY & ACTION PLAN**

Site ID	Site	Post code	Sport	Management	Current status	Recommended actions	Partners	Site hierarchy tier	Priority	Timescales ⁴⁴	Cost ⁴⁵	Aim
121	Greenfields Bowling Club	SY1 2QN	Bowls	Sports club	Two standard quality bowling greens used by Greenfields BC. Site is located on a Flood zone.	Explore opportunities to make improvements in order to sustain membership levels. Ensure the Club has access to relevant flood relief funds when required. Ensure the Club is prepared for the potential effects of flooding.	Sports club BCGBA	Local	L	L	L	Protect
126	Hanwood Recreation Ground	SY5 8LQ	Football	Community organisation	One standard quality adult pitch that has actual spare capacity of 0.5 match equivalent sessions.	Sustain quality through regular maintenance. Utilise spare capacity for future demand or to alleviate identified overplay.	Community organisation SFA FF	Local	L	L	L	Protect
149	Kynaston Road Recreation Ground	SY1 3JR	Football	Shrewsbury Town Council	Site is currently unused but can be reinstated if required.	Reinstate the site in order to alleviate identified shortfalls on youth football pitches. Proposed works, Secondary Drainage and Sandbanding	TC SFA FF	Local	M	S	L	Provide
158	London Road Sports Centre	SY2 6PR	Football	Education / Commercial	Six adult, two youth 11v11, three youth 9v9 and two mini 5v5 pitches, all of which are good quality apart from one adult pitch which is poor. The youth 9v9 pitches have spare capacity of 1.5 match equivalent sessions whereas the youth 11v11 pitches are overplayed by 0.5 match equivalent sessions. The mini 5v5 and good quality adult pitches are all played to capacity at peak time. The poor quality adult pitch has spare capacity discounted due to quality issues. Site is accompanied by poor quality ancillary facilities.	Sustain good quality through regular maintenance. Improve the poor quality pitch through an enhance maintenance regime or drainage improvements. Examine pitch layout on a seasonal basis in order to maximise pitch utilisation. Explore the feasibility of improving onsite ancillary provision.	Education Commercial SFA FF Council RFU	Main site	H	S - L	L - H	Protect Enhance Provide
			Football (3G)		One good quality full size 3G pitch which is FA certified and floodlit. Site is accompanied by poor quality ancillary facilities.	Sustain pitch quality through regular maintenance. Ensure pitch is regularly tested and remains on the FA register. Ensure there is a sinking fund in place. Explore the feasibility of improving onsite ancillary provision. Explore the feasibility of the site accommodating a second full size 3G pitch in order to alleviate identified shortfalls.						
			Rugby union		One senior pitch that has spare capacity discounted due to being poor quality (M0/D1).	Improve pitch quality when required to better accommodate levels of curricular and extracurricular demand. Explore options for community use of the pitch.						

**SHROPSHIRE COUNCIL
STRATEGY & ACTION PLAN**

Site ID	Site	Post code	Sport	Management	Current status	Recommended actions	Partners	Site hierarchy tier	Priority	Timescales ⁴⁴	Cost ⁴⁵	Aim
176	Meole Brace Bowling Club	SY3 9JF	Bowls	Sports Club	Two good bowling greens that are owned by Meole Brace BC. The Club has plans to improve the quality of onsite toilets. Club has c153	Sustain green quality through regular maintenance. Seek to retain current membership levels.	Sports club BCGBA	Local	L	S	L	Protect Enhance
177	Meole Brace Church of England Primary School	SY3 9HG	Football	Education	One mini 7v7 and one mini 5v5 pitch both of which are poor quality. Mini 7v7 pitch is played to capacity whereas the mini 5v5 pitch has spare capacity discounted due to unsecure tenure and poor quality.	Improve pitch quality through an enhanced maintenance regime. Look to secure usage for community clubs through a community use agreement.	Education Sports club SFA FF	Local	M	S	L	Enhance Provide
178	Mereside Church of England Primary School	SY2 6LE	Football	Education	One mini 7v7 and one youth 9v9 pitch both of which are poor quality. Each pitch has spare capacity discounted due to unsecure tenure and poor quality.	Improve pitch quality through an enhanced maintenance regime. Look to secure usage for community clubs through a community use agreement.	Education Sports club SFA FF	Local	M	S	L	Enhance Provide
185	Monkmoor Outdoor Recreation Centre	SY2 5BP	Football	Shrewsbury Town Council	Two standard quality youth 11v11 pitches that are played to capacity at peak time.	Sustain quality through regular maintenance. Deep scarification, aeration, spiking and top dressing	TC SFA FF BCGBA LTA	Main site	H	M-L	L	Protect Enhance
		Football (3G)	One good quality small size 3G pitch (36x36) that is available for community use and is floodlit. Pitch was replayed in 2020 which included new floodlights and fencing		Sustain quality and retain as current use.							
		Bowls	One standard quality bowling green that is used by Abbey BC. The Club reports on site ancillary facilities to be poor quality. Club has c28 members.		Sustain quality and maximise membership in order to create sustainability. Assist the Club in improving ancillary provision.							
		Tennis	Two poor quality macadam that are not floodlit in addition to three good quality macadam courts that are floodlit. All provision is available for community use.		Sustain good court quality and look to improve poor court quality based on levels of demand.							
196	Nesscliffe Playing Field	SY4 1BY	Football	Great Ness & Little Ness Parish Council	One poor quality adult pitch which is currently unused. Spare capacity discounted due to quality. Site has no ancillary facilities.	Improve pitch quality through an enhanced maintenance regime. If the pitch improves in quality, look to reconfigure to youth football provision to alleviate identified shortfalls.	PC SFA FF	Local	M	S	L	Enhance
205	Old Malt House Memorial Hall	SY5 6QE	Bowls	Community organisation	One standard quality bowling green used by Atcham Malthouse BC. The Club has aspirations to improve the electric supply to the clubhouse. Club has c49 members.	Explore opportunities to make improvements in order to sustain membership levels. Assist the Club in improving ancillary provision.	Community organisation Sports club BCGBA	Local	L	L	L	Enhance
214	Oxon Recreation Ground	SY3 5BJ	Football	Shrewsbury Town Council	One youth 11v11 pitch that has spare capacity discounted due to poor quality. Site has no ancillary facilities.	Improve pitch quality through an enhanced maintenance regime. Re-establish herringbone drainage	TC SFA FF	Local	L	S	L	Enhance

Site ID	Site	Post code	Sport	Management	Current status	Recommended actions	Partners	Site hierarchy tier	Priority	Timescales ⁴⁴	Cost ⁴⁵	Aim
222	Prestfelde Preparatory School	SY2 6NZ	Football	Education	One youth 11v11, one youth 9v9, two mini 7v7 and two mini 5v5 pitches all of which are good quality. Spare capacity on each pitch is discounted due to unsecure tenure.	Sustain quality through regular maintenance. Explore the feasibility of increasing community use through a community use agreement.	Education SFA FF ECB SCB RFU LTA EN	Main site	M	S	L	Protect Provide
			Cricket		Two good quality squares each with three grass wickets. Spare capacity has been discounted due to unsecure tenure. Provision has been used by for County Age Group cricket and the School is receptive to working with SCB.	Sustain quality through regular maintenance. Explore the feasibility of increasing community use through a community use agreement.						
			Rugby union		Two junior and four mini pitches all of which are standard quality (M1/D1). Pitches are available however unused by the community.	Sustain quality through regular maintenance. Explore the feasibility of increasing community use through a community use agreement.						
			Tennis		Three good quality macadam courts that are available for community use but are not floodlit.	Sustain quality and retain as current use.						
			Netball		Two good quality macadam courts that are available for community use but are not floodlit.	Sustain quality and retain as current use.						
226	Raby Crescent Recreation Ground	SY3 7JN	Football	Shrewsbury Town Council	One poor quality mini 7v7 pitch that is played to capacity at peak time. Site is not accompanied by ancillary provision.	Improve pitch quality through an enhanced maintenance regime. Secondary drainage and sub-soiling	TC SFA FF	Local	L	S	L	Enhance
228	Radbrook Recreation Ground	SY3 9BE	Football	Shrewsbury Town Council	Site recently had major levelling works done on it – now has 9v9, Junior & Mini Pitches	Enhance pitch quality and maintenance by Sandbanding and regular fertilising	TC SFA, FF	Local	M	S	L	Protect/Enhance
231	Reman Services Sports & Social Club	SY1 4JD	Cricket	Sports club	One good quality square with 11 grass wickets and one NTP. Square has capacity on Sundays and Midweek to accommodate additional demand. Site is leased to Sentinal CC that has aspirations for a non turf practice nets. Anecdotal evidence suggests the provision may be lost in the future for housing.	Sustain quality and maximise use to accommodate future demand, particularly for women and juniors. If the provision is lost due to housing, ensure it is mitigated in consistency with Sports England guidance.	Sports club Private Council ECB SCB BCGBA	Local	M	S	L-M	Protect Provide
			Bowls	Private	One standard quality bowling green that is rented by Albert Road BC. Site is potentially being lost to housing.	If the provision is lost due to housing, ensure it is mitigated in consistency with Sports England guidance.						
232	Rocke Street Recreation Ground	SY3 7PY	Football	Shrewsbury Town Council	One standard quality youth 9v9 pitch that is played to capacity at peak time. Site is not accompanied by ancillary provision.	Improve pitch quality through an enhanced maintenance regime.	TC SFA FF	Local	L	L	L	Enhance

233	Roman Road Sports Centre (Meole Brace School)	SY3 9DW	Football	Council	One adult, one youth 11v11 and one youth 9v9 all of which are standard quality. The adult pitch has spare capacity of one match equivalent sessions whereas the other pitches are played to capacity at peak time.	Improve pitch quality through an enhanced maintenance regime. Utilised spare capacity to accommodate future demand or alleviate shortfalls.	Council I SFA FF ECB SCB EH LTA	Hub site	H	S-L	H	Protect Enhance
			Cricket		One standard quality standalone NTP	Sustain quality and retain as current use.						
			Rugby union		One poor quality (M0/D1) senior pitch that is available for community use but unused.	Improve quality as required to meet curricular an extracurricular demand. Explore options for community use of the pitch.						
			Hockey (AGP)		A full size poor quality hockey suitable AGP that is used by Shrewsbury HC and Shropshire Hockey. Pitch was built in 1995.	As priority ensure the pitch is refurbished as a hockey suitable surface. Examine all option to finance the resurfacing of the pitch. Ensure hockey demand is prioritised and secured on the site from Shrewsbury HC and Shropshire Hockey due to limitations in other suitable provision. Ensure a sinking fund is in place after pitch refurbishment.						
			Tennis		Four poor quality macadam courts that are available for community use but are not floodlit.	Look to refurbish the courts based on levels of demand.						
246	Shorncliffe Drive Recreation Ground	SY3 8TF	Football	Shrewsbury Town Council	One standard quality youth 11v11 pitch that is played to capacity at peak time. Site is not accompanied by ancillary facilities.	Sustain pitch quality through regular maintenance. Site has potential to become a multi-sport site	TC SFA FF	Local	M	S	L	Protect
247	Shrewsbury Academy	SY1 4LL	Tennis Netball	Education	Two standard quality macadam court overmarked with netball and tennis	Sustain quality and retain as current use.	Education LTA, EN	Local	L	L	L	Protect
248	Shrewsbury Community Football Hub	SY2 6ST	Football	STinC	One good quality adult pitch which is used to capacity. Shrewsbury Town in the Community (STinC) has submitted plans to convert the grass adult pitch to a 3G pitch. This proposed full size 3G pitch, as well as the small size 3G pitches at Shrewsbury in the Community Football Hub, will be used primarily by STinC to meet its demand in addition to three partner clubs. The Football Foundation reports a funding application is to be submitted in due course.	Assist in the creation of a full size floodlit 3G pitch to be managed by STinC in order to alleviate identified shortfalls. Ensure the pitch if FA certified and has a sinking fund in place. Ensure the pitch is available for wider community use with a potential anchor club to be found. Sustain quality of the smaller size 3G pitches and retain as current use.	STinC Council SFA FF	Main site	H	S-M	H	Protect Provide
			Football (3G)		Seven standard quality small size 3G pitches which are floodlit and available for community use.							
249	Shrewsbury Cricket Club	SY2 6PT	Cricket	Sports club	One good quality square with 12 grass wickets. Square has capacity to accommodate minimal levels of demand on Sundays and Midweek.	Sustain quality and maximise use to accommodate future demand, particularly for women's and juniors. Explore the feasibility of creating a second square onsite or in the locality for Shrewsbury CC to access.	Sports club ECB SCB	Local	M	L	M	Protect Provide

Site ID	Site	Post code	Sport	Management	Current status	Recommended actions	Partners	Site hierarchy tier	Priority	Timescales ⁴⁴	Cost ⁴⁵	Aim
250	Shrewsbury High Prep School	SY3 9AH	Football	Education	One youth 11v11 and one youth 9v9 pitch both of which are standard quality. Pitches are not available for community use.	Sustain quality through appropriate maintenance and retain as current use. Explore options for community use of the pitches to accommodate shortfalls at clubs sites.	Education SFA FF ECB SCB RFU	Local	L	L	L	Protect
			Cricket		One good quality square which has one grass wicket. Not available for community use.							
			Rugby union		Two standard quality (M1/D1) mini pitches that are no available for community use.							
251	Shrewsbury Lawn Tennis Club	SY1 1TR	Tennis	Sports club	Five macadam courts that are both available for community use and floodlit in addition to six grass courts that are also available but not floodlit. The macadam courts are good quality whereas the grass courts are standard quality. Leased to Shrewsbury LTC. Club has c411 members. Site is located on a Flood zone.	Sustain court quality through regular maintenance. Seek to sustain membership levels. Ensure the sports club has access to relevant flood relief funds when required. Ensure the sports club is prepared for the potential effects of flooding.	Sports club LTA	Local	M	L	L	Protect
252	Shrewsbury Rugby Club	SY4 4RR	Rugby union	Sports club	Three good quality mini (M2/D1) pitches which are not floodlit, two good quality (M2/D1) senior pitches one of which is floodlit and two good quality (M2/D2) senior pitches which are also floodlit. Two pitches are overplayed by 3.75 and 3.5 match sessions respectively. All remaining senior pitches have capacity with mini pitches having not available at peak time. The Club report ancillary facilities need upgrading and modernising.	Sustain pitch quality through appropriate levels of maintenance. Explore a combination of options for alleviating overplay including improving pitch drainage, spreading of demand across pitches, installation of additional floodlights and utilisation of offsite provision for training. Assist the Club in upgrading and modernising its clubhouse.	Sports club RFU	Local	H	S-L	L-M	Protect Enhance

Site ID	Site	Post code	Sport	Management	Current status	Recommended actions	Partners	Site hierarchy tier	Priority	Timescales ⁴⁴	Cost ⁴⁵	Aim
253	Shrewsbury School	SY3 7BA	Football	Education	Six adult, two youth 11v11, one youth 9v9 and one mini 7v7 pitch all of which are good quality. None of the pitches are available for community use.	Sustain quality and retain as current use. Explore the feasibility of introducing community use at the site especially for hockey provision. Applied to have a 3G facility	Education SFA FF ECB SCB EH LTA EN Council	Main site	L	L	L	Protect
			Cricket		Six good quality cricket squares none of which are available for community use.							
			Rugby union		One good quality (M2/D2) senior pitch which is not available for community use.							
			Hockey (AGP)		Two full size hockey suitable AGPs neither of which are available for community use. One is standard quality whereas the other is good quality.							
			Tennis		Eight macadam and six artificial tennis courts all of which are good quality.							
			Netball		Three good quality netball courts that are not available for community use.							
254	Shrewsbury Severnside Bowling Club	SY1 1TR	Bowls (disused)	Horticultural Society	Shrewsbury Severnside Bowling Club accommodates three disused crown bowling greens that were used, until earlier 2019, by Severnside BC. The Club previously rented the site from the Horticultural Society, however, due to declining membership figures it decided to disband. Since the Club folded the greens have reverted back to the Horticultural Society. Site is located on a Flood zone.	Retain site as strategic reserve for bowling greens across Shrewsbury, Ensure issues regarding flooding are known and accounted for.	Horticultural Society BCGBA	Local	L	L	L	Protect

**SHROPSHIRE COUNCIL
STRATEGY & ACTION PLAN**

Site ID	Site	Post code	Sport	Management	Current status	Recommended actions	Partners	Site hierarchy tier	Priority	Timescales ⁴⁴	Cost ⁴⁵	Aim
255	Shrewsbury Sports Village	SY1 4RQ	Football	Council	Eight adult, three youth 11v11, two youth 9v9, two mini 7v7 and two mini 5v5 pitches all of which are standard quality. The youth 11v11 pitches are played to capacity, whereas the youth 9v9 pitches are played to capacity at peak time. There is spare capacity on the remaining pitches. One adult pitch is used for Step pyramid football.	Improve pitch quality through enhanced levels of maintenance. Look to maximise usage of pitches with spare capacity. Ensure the site meets the relevant Step football requirements.	Council SFA FF LTA EN	Hub site	H	S-L	S-H	Protect Provide Enhance
			Football (3G)		One good quality full size 3G pitch that is FIFA compliant.	Sustain pitch quality through regular maintenance. Ensure pitch is regularly tested and remains on the FIFA register. Ensure there is a sinking fund in place. Explore the feasibility of improving onsite ancillary provision. Explore the feasibility of the site accommodating a second full size 3G pitch in order to alleviate identified shortfalls,						
			Tennis		Four standard quality floodlit courts that are available for community use.	Sustain quality and retain as current use. Potential to convert 2 tennis into Paddle Courts						
			Netball		Four standard quality floodlit courts that are available for community use.	Sustain quality and retain as current use.						
256	Shrewsbury Town FC (Sundome Castle Training Ground)	SY4 4RR	Football	Sports club	Two good quality adult pitches which are used for elite football.	Sustain quality and retain as current use.	Sports club SFA, FF	Local	L	L	L	Protect
257	Shrewsbury Town Football Club (New Meadow)	SY2 6ST	Football	Sports club	An elite stadium pitch used by Shrewsbury Town FC.	No action required	Sports club SFA, FF	Local	L	L	L	Protect
258	Silks Meadow Recreation Ground	SY3 8LN	Bowls	Shrewsbury Town Council	One good quality bowling green used by Frankwell BC. The Club indicates there are plans by the Town Council to improve the ancillary provision. Club has c27 members. Site is located on a Flood zone.	Sustain quality and maximise membership in order to create sustainability. Assist the Club in improving ancillary provision. Ensure the TC has access to relevant flood relief funds when required. Ensure the TC is prepared for the potential effects of flooding. S106 money identified via Copthorne barracks development.	TC Sports club BCGBA LTA	Local	L	L	L	Protect Enhance
			Tennis		Two standard quality grass courts that are available for community use but are not floodlit. Site is located on a Flood zone.	Improve quality and look to maximise usage. Ensure the TC has access to relevant flood relief funds when required. Ensure the TC is prepared for the potential effects of flooding.						

**SHROPSHIRE COUNCIL
STRATEGY & ACTION PLAN**

Site ID	Site	Post code	Sport	Management	Current status	Recommended actions	Partners	Site hierarchy tier	Priority	Timescales ⁴⁴	Cost ⁴⁵	Aim
259	Unison Club (Column Cricket, Bowls & Tennis Club)	SY2 5LP	Football	Sports club	One adult pitch that has spare capacity discounted due to poor quality.	Improve pitch quality through an enhanced maintenance regime,	Sports club Council SFA FF ECB SCB BCGBA LTA	Local	M	L	L-M	Enhance
			Cricket		One poor quality square with seven grass wicket and an NTP. Square is overplayed due to poor quality. During the winter of 2019, the Club has taken on a recovery plan for the square with the Pitch Advisors.	Assist the Club in improving square quality through an enhanced maintenance regime following Pitch Advisor guidance. SCB have supported this initiative and the quality has improved						
			Tennis		Unison Club (Column Cricket, Bowls & Tennis Club) previously accommodated two macadam tennis courts, however, non-technical site assessments found the area was currently being utilised for additional car parking.	Retain as current use as no current demand exists. Explore the potential of bringing the courts back into use if demand increase.						
			Bowls		One good quality bowling green used by Unison BC. Club has c24 members.	Sustain quality and maximise membership in order to create sustainability. Assist the Club in improving ancillary provision.						
260	Springfield Recreation Ground	SY2 6LH	Football	Shrewsbury Town Council	Two adult and one youth 9v9 pitch all of which are standard quality. Adult pitches are played to capacity at peak time whereas the youth 9v9 pitch has spare capacity of 0.5 match equivalent session.	Sustain pitch quality through regular maintenance. Utilise spare capacity on the youth 9v9 pitch for future demand or to alleviate overplay. Barrier repair and reintroduction of tarmac area	TC SFA FF	Local	H	S	L	Provide
274	St. Michaels Street Recreation Ground	SY1 2HQ	Bowls (flat)	Shrewsbury Town Council	On good quality flat green used by St Michaels Lawn BC.	Sustain quality and retain as current use.	TC EB LTA	Local	L	L	L	Protect
			Tennis		One standard quality grass court that is available for community use but not floodlit.							

**SHROPSHIRE COUNCIL
STRATEGY & ACTION PLAN**

Site ID	Site	Post code	Sport	Management	Current status	Recommended actions	Partners	Site hierarchy tier	Priority	Timescales ⁴⁴	Cost ⁴⁵	Aim
276	Stanley Parker Playing Fields	SY3 0AA	Football	Bayston Hill Parish Council Shropshire Council Sports club	Three adult, one youth 9v9, one mini 7v7 and one mini 5v5 pitch all of which is standard quality. The adult pitch and mini 5v5 each have spare capacity of 0.5 match equivalent sessions. The remaining pitches are played to capacity at peak time. Bayston Hill Parish Council reports ancillary provision at Stanley Park Playing Fields to be inadequate for the number of teams accessing them. It has ambitions to create additional changing rooms as well as enhancing the accompanying car parking provision. Bayston Hill Parish Council owns part of Stanley Parker Playing Fields, however, has an agreement with Shropshire Council for the remaining section of the land. It reports aspirations to have complete ownership or long term agreement for the entire site to assist it in applying for grant funding to improve the quality of onsite ancillary provision.	Improve pitch quality with an enhanced maintenance regime. Utilise spare capacity on the site for alleviate known overplay or accommodating future demand. Explore the feasibility of transferring ownership of the site over to the Parish Council Assist the Parish Council in improving onsite ancillary facilities including exploring potential grant options.	PC Council Sports club SFA FF BCGBA LTA	Main site	M	S-M	M	Protect Enhance
			Football (3G)		One standard quality small size (38x34) floodlit 3G pitch.	Sustain quality and retain as current use. Ensure there is a sinking fund in place.						
			Bowls		One good quality bowling green leased to Bayston Hill BC. The Club wants to improve surrounding hard areas and has c56 members.	Sustain quality and maximise membership in order to create sustainability. Assist the Club in improving ancillary provision.						
			Tennis		One good quality floodlit macadam court available for community use.	Sustain quality and retain as current use.						
280	Telepost Sports & Social Club (Abbey Sports Ground)	SY2 6BT	Bowls	Diocese	One good quality bowling green used by Telepost BC. The Club has c34 members. Site is located on a Flood zone.	Sustain quality and maximise membership in order to create sustainability. Ensure the Diocese/sports club is prepared for the potential effects of flooding.	Diocese BCGBA	Local	L	L	L	Protect
284	The Cock Inn	SY5 8LJ	Bowls	Sports club	One standard quality bowling green used by Harnwood BC. The Club aspires to improve ancillary provision and has c29 members.	Explore opportunities to make improvements in order to sustain membership levels. Assist the Club in improving ancillary provision.	Sports club BCGBA	Local	L	S	L	Protect Enhance
286	The Grapes	SY3 5BH	Bowls	Private	One standard quality bowling green used by Oxon BC.	Explore opportunities to make improvements in order to sustain membership levels.	Sports club BCGBA	Local	L	L	L	Protect

Site ID	Site	Post code	Sport	Management	Current status	Recommended actions	Partners	Site hierarchy tier	Priority	Timescales ⁴⁴	Cost ⁴⁵	Aim
294	The Prince of Wales (Bynner Street)	SY3 7NZ	Bowls	Commercial	One standard quality bowling green used by Prince of Wales Hotel BC. The Club has c72 members.	Explore opportunities to make improvements in order to sustain membership levels. Assist the Club in making improvements to ancillary provision. Ensure the TC has access to relevant flood relief funds when required. Ensure the TC is prepared for the potential effects of flooding.	Commercial Sports club BCGBA	Local	L	L	L	Protect Enhance
295	The Priory School	SY3 9EE	Football	Education	One youth 11v11 and one youth 9v9 pitch both of which are standard quality. Spare capacity discounted due to unsecure tenure.	Sustain pitch quality through regular maintenance. Look to secure access for community users through a CUA in order to utilise spare capacity.	Education SFA FF ECB SCB RFU LTA EN	Local	M	S	L	Protect
			Cricket		One standard quality standalone NTP	Sustain quality and retain as current use.						
			Rugby union		One poor quality (M0/D1) senior pitch that is available for community use but unused.	Improve pitch quality when required to meet curricular and extracurricular demand. Explore the feasibility of increasing community use through a community use agreement.						
			Tennis		Two standard quality tennis courts that are not available for community use.	Sustain quality and retain as current use.						
			Netball		Three standard quality netball courts which are available for community use but not floodlit.	Sustain quality and retain as current use.						
297	The Red Lion	SY1 4AQ	Bowls	Sports club	One good quality bowling green leased to Battlefield until 2023. The Club aspirations to improve ancillary	Sustain quality and maximise membership in order to create sustainability.	Sports club BCGBA	Local	L	L	L	Protect Enhance
298	The Shrewsbury Club	SY1 4RG	Tennis	Sports club	Two standard quality clay and four good quality floodlit macadam tennis courts. The Club has c1,991 members and is used for high level tennis competitions. There are planned developments to remove two macadam courts and create an two air dome courts and refurbish the two clay courts and install floodlights.	Sustain current court quality through regular maintenance. Assist where possible in the development of tennis provision on the site for all year round access. Ensure the site has suitable high quality provision to meet current and future levels of demand.	Sports club LTA	Local	H	L	M/H	Protect Enhance Provide

**SHROPSHIRE COUNCIL
STRATEGY & ACTION PLAN**

Site ID	Site	Post code	Sport	Management	Current status	Recommended actions	Partners	Site hierarchy tier	Priority	Timescales ⁴⁴	Cost ⁴⁵	Aim
300	The Wilfred Owen School (Monkmoor Campus)	SY2 5SH	Football (3G)	Education	One standard quality small size 3G (54x38) pitch. Provision is available for community use and is floodlit.	Sustain quality and retain as current use. Ensure there is a sinking fund in place.	Education SFA FF	Local	L	L	L	Protect
303	Town Walls Tennis Club	SY1 1TN	Tennis	Sports club	Three good quality macadam courts which are floodlit. Used by Town Walls TC. The Club has c212 members. Site is located on a Flood zone.	Seek to maximise membership to help sustain for future of the Club and ensure there is suitable provision to meet demand. Ensure the sports club has access to relevant flood relief funds when required. Ensure the sports club is prepared for the potential effects of flooding.	Sports club LTA	Local	L	L	L	Protect
308	Upton Lane Recreation Ground	SY2 5RR	Football	Shrewsbury Town Council	One standard quality youth 11v11 pitch that's has actual spare capacity one match equivalent session. No onsite ancillary facilities.	Sustain pitch quality through regular maintenance. Explore pitch reconfiguration in order to utilise spare capacity. Site has the potential to become a multi-sport site.	TC SFA FF	Local	M	S	L	Protect
310	Waincott Recreation Ground	SY1 3RX	Football	Shrewsbury Town Council	Site is currently unused but can be reinstated if required.	Reinstate the site in order to alleviate identified shortfalls on youth football pitches.	TC SFA FF	Local	M	S	L	Provide
329	Woodfield Tennis Club	SY3 8LU	Tennis	Sports club	Five good quality macadam courts which are available for community use and are floodlit. Used by Woodfield TC which has c390 members.	Sustain court quality and retain as current use.	Sports club LTA	Local	L	L	L	Protect
338	Wroxeter & Uppington Cricket Club	TF6 5HP	Cricket	Sports club	One good quality square with ten grass wickets used by Wroxeter & Uppington CC.. Spare capacity has reduced following introduction of second team and a pitch loan to Shrewsbury CC and the Women's Soft Ball	Sustain square quality and look to utilise spare capacity to alleviate overplay and accommodate future demand. SCB supporting investment of NTP to support increased usage and the introduction of Women & Girls activity.	Sports club ECB SCB	Local	M	S	L	Protect Provide
346	Monkmoor Bowling Club	SY2 5BQ	Bowls	Shrewsbury Town Council	One standard quality bowling green used by Monkmoor BC which has c26 members. The Club has submitted planning to improve surrounding hard areas	Explore opportunities to make improvements in order to sustain membership levels. Assist the Club in improving ancillary provision.	TC Sports club BCGBA	Local	L	S	L	Protect Enhance

**SHROPSHIRE COUNCIL
STRATEGY & ACTION PLAN**

Site ID	Site	Post code	Sport	Management	Current status	Recommended actions	Partners	Site hierarchy tier	Priority	Timescales ⁴⁴	Cost ⁴⁵	Aim
347	Old Shrewsbury Bowling Club	SY1 1XR	Bowls	Sports club	Two good quality bowling greens used by Old Shrewsbury BC which has c108 members. The Club is in the process of signing a long term lease and has aspirations to improve onsite ancillary facilities. Site is located on a Flood zone.	Sustain quality and maximise membership in order to create sustainability. Assist the Club in improving ancillary provision. Ensure the sports club has access to relevant flood relief funds when required. Ensure the sports club is prepared for the potential effects of flooding.	Sports club BCGBA	Local	H	S	L	Protect Enhance
349	Prince of Wales Bowling Greens	SY1 1XL	Bowls	Unknown	Two standard quality bowling greens used by Prince of Wales BC. Site is located on a Flood zone.	Explore opportunities to make improvements in order to sustain membership levels. Ensure the Diocese/sports club is prepared for the potential effects of flooding.	Sports club BCGBA	Local	L	L	L	Protect
350	Shelton Recreation Ground	SY3 5FU	Football	Shrewsbury Town Council	One mini 7v7 and one mini 5v5 pitch both of which are standard quality. Each is played to capacity.	Sustain pitch quality through regular maintenance.	TC SFAFF ECB SCB BCGB A	Local	M	S-L	L	Protect Enhance
			Cricket		One good quality square with ten grass wickets used by Shelton CC. Square is played to capacity with no capacity to accommodate future demand.	Sustain square quality through regular maintenance. In priority order, assist the Club in actualising future demand whether this is through creation of a NTP, additional wickets on site, access to secondary site with capacity or creation of new provision.						
			Bowls		One good quality bowling green used by Shelton BC. The Club has c60 members.	Sustain quality and maximise membership in order to create sustainability.						
355	Alberbury Cricket Club	SY5 9AN	Cricket	Education	On good quality square that has nine grass wickets and one NTP. The Club currently renegotiating lease with Oxford College. Square is played to capacity with no capacity to accommodate future demand.	Sustain square quality through regular maintenance. Assist the Club in securing onsite tenure.	Education Sports club	Local	L	S	L	Protect Enhance
363	Crescent Bowling Club	SY1 1TH	Bowls	Horticultural Society	One poor quality bowling green used by Crescent BC. The Club has c41members. Site is located on a Flood zone.	Improve green quality through an enhanced maintenance regime. Ensure the sports club has access to relevant flood relief funds when required. Ensure the sports club is prepared for the potential effects of flooding.	Horticultural Society BCGBA	Local	M	S	L	Protect Enhance
366	Shrewsbury High School	SY1 1TN	Tennis	Education	Two good quality artificial courts which are available for community use and are floodlit.	Sustain quality and retain as current use.	Education LTA	Local	L	L	L	Protect
372	Greenfields Recreation Ground	SY1 2QN	Football	Shrewsbury Town Council	Site is currently unused but can be reinstated if required.	Reinstate the site in order to alleviate identified shortfalls on youth football pitches. This site has investment potential as a multi-sports facility	TC SFA, FF	Local	M	S	L	Provide

**SHROPSHIRE COUNCIL
STRATEGY & ACTION PLAN**

Site ID	Site	Post code	Sport	Management	Current status	Recommended actions	Partners	Site hierarchy tier	Priority	Timescales ⁴⁴	Cost ⁴⁵	Aim
383	Shrewsbury Colleges (Former Wakeman School)	SY2 5GB	Lapsed (Football, rugby union, tennis)	Education	One adult football, two junior rugby union and four macadam tennis courts. Site is owned by Shrewsbury Colleges and was last formally used for sport circa 2010.	Site has the potential to alleviate identified shortfalls. Determine future use of the provision based on the following priority order of options: 1) Retain/allocate site as strategic reserve. 2) Explore feasibility to bring back into use. 3) Use as open space to meet local needs. 4) Redevelop site and mitigate loss to meet Sport England Playing Field Policy requirements.	Education SFA FF RFU LTA	Local	M	L	L/M	Protect
384	Shrewsbury Girls High School Unattached Playing Fields	SY1 1 XR	-	Education	Area of playing field land alongside macadam area which are marked out when required by Shrewsbury Girls High School for curricular and extra curricular demand.	Site has the potential to alleviate identified shortfalls. Determine future use of the provision based on the following priority order of options: 1) Retain/allocate site as strategic reserve. 2) Explore feasibility to bring back into use. 3) Use as open space to meet local needs. 4) Redevelop site and mitigate loss to meet Sport England Playing Field Policy requirements.	Education	Local	L	L	L	Protect
385	Harlescott Junior School	SY1 4QN	Lapsed (Football)	Education	Two mini 7v7 and one mini 5v5 football pitches. Site was last formally marked out circa 2010 however is still used by the School for curricular and extra curricular demand.	Site has the potential to alleviate identified shortfalls. Determine future use of the provision based on the following priority order of options: 1) Retain/allocate site as strategic reserve. 2) Explore feasibility to bring back into use. 3) Use as open space to meet local needs. 4) Redevelop site and mitigate loss to meet Sport England Playing Field Policy requirements.	Education	Local	L	L	L	Protect
New	Land at Bowbrook	SY3 8DB	-	-	A parcel of land which is being developed for two primary school. The area of land will have an area dedicated for community sports provision.	Examine the site for potential to alleviate identified shortfalls of 3G, grass football or cricket provision (Shelton CC) within the Analysis Area.	Council SFA FF	Local	H	S	L-H	Provide

SHROPSHIRE COUNCIL STRATEGY & ACTION PLAN

NORTH EAST ANALYSIS AREA

Sport	Analysis area	Current demand (2020)		Future demand (2038)
		Pitch type	Current capacity total in MES ⁽¹⁾	Future capacity total in MES
Football (grass pitches)	North East	Adult	Spare capacity of 0.5	Shortfall of 0.5
		Youth 11v11	Shortfall of 2.5	Shortfall of 2.5
		Youth 9v9	Spare capacity of 2	Spare capacity of 2
		Mini 7v7	At capacity	At capacity
		Mini 5v5	Spare capacity of 1	At capacity
	Shropshire	Adult	Spare capacity of 5	Spare capacity of 0.5
		Youth 11v11	Shortfall of 0.5	Shortfall of 5
		Youth 9v9	Spare capacity of 1.5	Shortfall of 4.5
		Mini 7v7	Spare capacity of 0.5	Spare capacity of 0.5
		Mini 5v5	Spare capacity of 1.5	Shortfall of 6
Football I (3G pitches)	North East	Full size, floodlit	Shortfall of 2 full sized 3G pitch for team training	Shortfall of 2 full sized 3G pitch for team training
Cricket	North East	Saturday	Shortfall of 20	Shortfall of 42
		Sunday	Spare capacity of 13	Shortfall of 20
		Midweek	Spare capacity of 30	Spare capacity of 2
	Shropshire	Saturday	Shortfall of 29	Shortfall of 139
		Sunday	Spare capacity of 92	Shortfall of 18
		Midweek	Spare capacity of 147	Spare capacity of 47
Rugby union	North East	Senior	At capacity	Shortfall of 1
	Shropshire	Senior	Shortfall of 13.5	Shortfall of 21.75
Hockey (sand AGPs)	Shropshire	Full size, floodlit	There is a need to improve pitch quality and create a pitch to return exported demand.	There is a need to improve pitch quality and create a pitch to return exported demand.
Tennis	Shropshire	Courts	Adequate provision	Adequate provision
Bowls	Shropshire	Greens	Adequate provision	Adequate provision
Netball	Shropshire	Courts	Adequate provision	Adequate provision
Other sports	Shropshire	Pitches	Adequate provision	Adequate provision

Key recommendations for Market Drayton

- To meet the existing and future football shortfalls secure access to educational sites through CUAs in addition to improve poor pitch quality through enhanced levels of maintenance.
- Relocation plans for Greenfields Sports Ground to also consider the potential to accommodate an AGP to meet exported demand by Market Drayton HC and a 3G pitch to meet demand identified in the area.
- Address cricket overplay through a combination of quality improvements, greater use of NTPs and additional wickets.

[1] MES – match equivalent sessions per week (per season for cricket)

- I Work to improve the quality of bowling greens and to maximise membership to create future sustainability.
- I Consider options for funding to establish changing provision at Hinstock Recreation Ground.
- I Use future S106/CIL monies from Clive Barracks to alleviate existing and future sporting shortfalls either onsite or offsite.

Key recommendations for Wem

- I To meet the existing and future football shortfalls secure access to educational sites through CUAs in addition to improve poor pitch quality through enhanced levels of maintenance.
- I Support Shawbury Football Club in its aspirations to develop a new site and when considering its feasibility explore options for a full size 3G pitch to meet demand identified in the area.
- I For cricket, improve quality in order to create future capacity and secure tenure. In addition, explore enhancing cricket provision at Thomas Adams Sports Centre to create additional capacity for Wem CC.
- I Address quality for all other sports.

Key recommendations for Whitchurch

- I To meet the existing and future football shortfalls secure access to educational sites through CUAs in addition to improve poor pitch quality through enhanced levels of maintenance.
- I For cricket, improve quality in order to create future capacity and secure tenure. Explore opportunities to create additional provision for Whitchurch CC on adjacent land to Heath Round Ground.
- I Refurbish the AGP at Whitchurch Sports & Leisure Centre as a priority in order to ensure the continued use of the site for hockey.
- I Address quality for all other sports.

PLACE PLAN – MARKET DRAYTON

Site ID	Site	Post code	Sport	Management	Current status	Recommended actions	Partners	Site hierarchy tier	Priority	Timescales ⁴⁶	Cost ⁴⁷	Aim
5	Adderley Village Hall	TF9 3FA	Bowls	Sports club	One standard quality bowling green. Club has c60 members.	Explore opportunities to make improvements in order to sustain membership levels.	Sports club BCGBA	Local	L	M	L	Protect Enhance
63	Cheswardine Parish Council	TF9 2RS	Football	Cheswardine Parish Council	One poor quality youth 9v9 pitch. No changing provision.	Improve quality as required to meet levels of demand.	Sports Club Parish	Local	L	L	L	Protect Enhance
			Bowls		One poor quality bowling green. Club has c25 members. Currently negotiating a lease with Cheswardine Parish Council.	Explore opportunities to make improvements in order to sustain membership levels. Assist the Club in obtaining a lease on the site.	Sports club Parish BCGBA		M	M	L	
65	Childs Ercall Bowls Club	TF9 2DA	Bowls	<i>Unknown</i>	One standard quality bowling green. Membership unknown.	Explore opportunities to make improvements in order to sustain membership levels.	Sports club BCGBA	Local	L	M	L	Protect Enhance
66	Childs Ercall Playing Field	TF9 2DD	Football	Childs Ercall Parish Council	One poor quality adult pitch. No changing provision.	Improve quality as required to meet levels of demand.	Sports Club Parish	Local	L	L	L	Protect Enhance
78	Clive Barracks	TF9 3QE	Football Cricket RFU	MOD	One standalone NTP, one senior rugby union and one adult football pitch all of which are standard quality and not available for community use. The site is subject to strategic housing development.	Retain as required for the short term. Long term secure S106 / CIL monies to contribute to alleviating identified existing and future shortfalls in Market Drayton for football, rugby union, cricket and hockey either onsite or contribute to offsite developments/enhancements.	MOD SFA, FF SCB, ECB, RFU, EH Council	Local	M	L	H	Protect Enhance Provide
113	Falcon Field (Woore Cricket Club)	CW3 9SF	Cricket	Sports club	One good quality cricket square with 10 wickets plus an NTP which is overplayed by 18 match sessions per season.	Explore greater utilisation of the NTP in order to reduce overplay. In addition, examine if an additional grass wicket can be established. Alternatively, if unachievable, explore options such as the transfer of demand off the site. Significant improvements have been made in the past 12 months. The outfield has had some significant levelling completed. They have installed 2 lane practice net facility	Sports club ECB, SCB	Local	M	S	L	Protect Enhance Provide

⁴⁶ (S) -Short (1-2 years); (M) - Medium (3-5 years); (L) - Long (6+ years)

⁴⁷ (L) -Low - less than £50k; (M) -Medium - £50k-£250k; (H) -High £250k and above

Site ID	Site	Post code	Sport	Management	Current status	Recommended actions	Partners	Site hierarchy tier	Priority	Timescales ⁴⁶	Cost ⁴⁷	Aim
123	Greenfields Sports Ground	TF9 3SL	Football Rugby union Tennis	Market Drayton Sports Association	<p>The site is leased from Market Drayton Town Council to the Market Drayton Sports Association which consists of Market Drayton Town FC, Market Drayton Tigers FC, Market Drayton RFC and Market Drayton TC. Each club has its own clubhouse and utilise their own pitch provision to accommodate demand.</p> <p>Market Drayton Town FC (Step 4) accesses one good quality floodlit adult pitch and one floodlit junior pitch. Market Drayton Tigers FC use one youth 11v11, one youth 9v9, one mini 7v7 and one mini 5v5 pitch, all standard quality.</p> <p>For rugby there is one senior and one junior pitch both of poor quality and overplayed.</p> <p>For tennis there are three standard quality macadam and the Club has c180 members.</p>	<p>Site is allocated for housing within the Local Plan and is currently subject to potential relocation, if a suitable site can be identified to fully mitigate the site to meet Sport England Playing Field Policy. Relocation should include equitable provision of ancillary facilities. Further feasibility is also required to assess the potential for the site to accommodate an AGP to meet exported demand by Market Drayton HC and a 3G pitch to meet demand identified in the area. Explore the feasibility of S106/CIL monies from housing development at Clive Barracks to contribute to the potential Greenfields Sports Ground relocation.</p>	Sport England FF, SFA RFU, LTA Town Council Sports clubs	Hub	H	M	H	Enhance Provide
133	Hinstock Cricket Club	TF9 2TA	Cricket	Sports club	<p>One poor quality square with six wickets. Changing provision is poor quality. Cricket ceased in 2022 unsure if this will return.</p>	<p>As per the PQS for the site, improve current maintenance regime to improve the quality of onsite provision. Explore options for funding to improve changing room provision. Explore the feasibility of S106/CIL monies from housing development at Clive Barracks to contribute to quality enhancements.</p>	Sports club ECB, SCB	Local	M	S	L	Protect Enhance

**SHROPSHIRE COUNCIL
STRATEGY & ACTION PLAN**

Site ID	Site	Post code	Sport	Management	Current status	Recommended actions	Partners	Site hierarchy tier	Priority	Timescales ⁴⁶	Cost ⁴⁷	Aim
135	Hinstock Recreation Ground	TF9 2SN	Football	Hinstock Parish Council	One poor quality adult pitch. No changing provision.	Improve quality as required in relation to demand and explore a joint funding bid to provide changing provision. Explore the feasibility of S106/CIL monies from housing development at Clive Barracks to contribute to quality enhancements.	Sports club Parish Council LTA, FF, SFA	Local	M	M	M-H	Protect Enhance Provide
			Tennis Netball		Three macadam courts, two good quality and one poor. Overmarked with netball courts. Rented by Hinstock TC which only has access to a portacabin for ancillary provision. It has applied for funding from the Parish Council in connection with potential S106/CIL monies to create a pavilion, however, the Parish Council is yet to take action.							
136	HMP Stoke Heath	TF9 2JL	Football	HMP	One poor quality adult pitch unavailable for community use. Also, one small 3G pitch (54 x 44) unavailable for community use.	Retain as required. No action.	-	-	-	-	-	-
138	Hodnet Social Club	TF9 3NS	Football	Sports club	One poor quality adult pitch. Spare capacity discounted due to quality. Poor quality changing provision servicing football and cricket.	Improve quality as required to meet levels of demand. Explore the feasibility of S106/CIL monies from housing development at Clive Barracks to contribute to quality enhancements.	Sports club FF, SFA	Main site	L	S	L	Protect Enhance
			Cricket		One poor quality square with six wickets and overplayed by 12 match sessions per season. Peppercorn rent from private landowner.	As per the PQS for the site, improve current maintenance regime to improve the quality of onsite provision and address overplay. Explore options for a joint funding to improve changing room provision. Assist the Club in securing on site tenure. Explore the feasibility of S106/CIL monies from housing development at Clive Barracks to contribute to quality enhancements.			Sports club ECB, SCB	H	S	
			Bowls		One standard quality bowling green. Club has c55 members.	Explore opportunities to make improvements in order to sustain membership levels.	Sports club BCGBA	M	M	L		

**SHROPSHIRE COUNCIL
STRATEGY & ACTION PLAN**

Site ID	Site	Post code	Sport	Management	Current status	Recommended actions	Partners	Site hierarchy tier	Priority	Timescales ⁴⁶	Cost ⁴⁷	Aim
170	Market Drayton Bowling Club	TF9 1HY	Bowls	Private	One standard quality bowling green. Club has c40 members. Rented from Joules Brewery.	Explore opportunities to make improvements in order to sustain membership levels. Assist the Club in improving ancillary provision.	Sports club BCGBA	Local	L	L	L	Protect Enhance
171	Market Drayton Community Amateur Sports Club	TF9 1HH	Football	Sports club	One standard quality youth 9v9 pitch with spare capacity. Standard quality changing.	Improve quality as required and maximise use. Explore options for a joint funding to improve changing room provision. Explore the feasibility of S106/CIL monies from housing development at Clive Barracks to contribute to quality enhancements.	Sports club FF, SFA	Local	M	M	M	Protect Enhance
			Cricket		One standard quality square with 14 wickets. Some spare capacity on Sunday or midweek. Standard quality changing.	Improve quality as required and maximise use. Potential to accommodate additional demand from Woore Cricket Club - they have formed a partnership with another club in Staffordshire. Explore the feasibility of S106/CIL monies from housing development	Sports club ECB, SCB		M	S	M	
188	Moreton Saye Tennis and Bowls	TF9 3RS	Bowls (lapsed)	Parish Council	Anecdotal evidence suggests the club which previously used the site, Moreton Saye BC, pulled out of the League due to falling membership. In addition, the landowner (The Village Church) has aspirations to extend its graveyard by using the site where the green is located.	There appears to be little demand to bring back into use, however, further local assessment is required to confirm this position. If lost, provision should be mitigated through improvements to other local facilities.	Parish Council BCGBA, LTA	Local	L	M	L	Enhance
			Tennis		One poor quality macadam court. No formal club using the site.							
191	Mount Lane Bowling Club	TF9 1AQ	Bowls	Unknown	One standard quality bowling green. Membership unknown.	Explore opportunities to make improvements in order to sustain membership levels.	Sports club BCGBA	Local	L	M	L	Protect Enhance
202	Norton in Hales Community Sports Club	TF9 4AP	Cricket	Sports club	One good quality square with nine wickets. No capacity available. Demand for additional non turf pitch. Rented from Charitable Sports Club.	Look at options to secure tenure and explore options to install an NTP to help build future capacity.	Sports club ECB, SCB	Local	L	S	L	Protect Enhance
			Bowls		One standard quality bowling green. Rented from Charitable Sports Club.	Explore opportunities to make improvements in order to sustain membership levels. Look at options to secure tenure.	Sports club BCGBA		L	S	L	
			Tennis		Two poor quality grass courts. Club has 75 members.	Improve quality in order to help sustain membership.	Sports club LTA		M	M	L-M	
287	The Grove School	TF9 1HF	Football	Education	One adult, one youth 11v11 and one youth 9v9 pitch, all standard quality. Unavailable for community use.	Explore options to establish community use to help meet identified shortfalls in the area.	School FF, SFA	Local	M	S	L	Protect Enhance Provide
			Cricket		One standalone NTP. Unavailable for community use.	Retain for school use as no local demand for community use.	School		L	L	L	
			Rugby union		Two poor quality senior pitches. Unavailable for community use.							

**SHROPSHIRE COUNCIL
STRATEGY & ACTION PLAN**

Site ID	Site	Post code	Sport	Management	Current status	Recommended actions	Partners	Site hierarchy tier	Priority	Timescales ⁴⁶	Cost ⁴⁷	Aim
			Tennis Netball		Three macadam courts overmarked with netball. Unavailable for community use.							
309	Victoria Bowling Club	TF9 3DW	Bowls	Sports club	One standard quality bowling green with 65 members.	Explore opportunities to make improvements in order to sustain membership levels.	Sports club BCGBA	Local	M	M	L	Protect Enhance
327	Wollerton Bowling Green (Mill Rd)	TF9 3LX	Bowls	Sports club	One good quality bowling green with c40 members.	Sustain quality and look at ways to maximise use to ensure future sustainability.	Sports club BCGBA	Local	L	M	L	Protect
328	Wollerton Tennis Courts (Off Drayton Rd)	TF9 3LX	Tennis	Sports club	Two floodlit artificial courts, standard quality. Club has 45 members.	Improve quality in order to help sustain/improve membership.	Sports club LTA	Local	M	M	L	Protect Enhance
333	Woore Bowling Green	CW3 9SA	Bowls	Sports club	One good quality bowling green. Club has c50 members.	Sustain quality and look at ways to maximise use to ensure future sustainability.	Sports club BCGBA	Local	L	M	L	Protect
335	Woore Tennis Club (Woore Village Hall)	CW3 9SF	Tennis	Sports club	Two good quality, floodlit macadam courts. Club has c400 members.	Sustain quality and consider options to increase the number of courts to better meet demand.	Sports club LTA	Local	M	M	M	Protect Provide
-	Forton Cricket Club	TF10 8BF	Cricket	Sports club	Technically falls outside of the Study Area, albeit it is recognised as servicing Shropshire residents to some extent. One good quality square with eight wickets and overplayed by three match sessions per season.	Minimal levels of overplay which can generally be accommodate by ensuring good quality is sustained.	Sports club ECB, SCB	Local	L	L	L	Protect

PLACE PLAN – WEM

Site ID	Site	Post code	Sport	Management	Current status	Recommended actions	Partners	Site hierarchy tier	Priority	Timescales ⁴⁸	Cost ⁴⁹	Aim
1	Acton Reynald Cricket Club	SY4 3BH	Cricket	Sports club	One standard quality square with six wickets. Played to capacity. Accompanied by standard quality changing provision.	Explore opportunities to create future spare capacity, including improving quality and extending the square with additional wickets. Driveway to ground is in need of upgrade.	Sports club ECB, SCB	Local	M	M	L	Protect Enhance
54	Butler Sports Centre	SY4 5AP	Football	Wem Town Council	One adult, one youth 9v9 and one mini 7v7, all standard quality. Only minimal spare capacity available. Accompanied by poor quality changing provision.	Improve pitch quality through an enhanced maintenance regime to create additional capacity. Explore funding options to improve changing.	Town Council Sports club FF, SFA	Main site	M	S	M	Protect Enhance
			Bowls		Two good quality bowling greens. Club has c65 members. Club has aspiration to improve changing room quality.	Sustain quality and maximise membership in order to create sustainability. Explore funding options to improve changing as per above with football.	Town Council Sports club BCGBA		M	S	M	
93	Coton Hall Cricket Club	SY13 3LN	Cricket	Private	One standard quality square with five wickets. No actual spare capacity. Unsecure tenure as rent from private farmer.	Improve quality in order to create future capacity but as a priority work to secure tenure.	Sports club ECB, SCB	Local	H	S	L	Protect Enhance
124	Hadnall Bowling Green	SY4 4AG	Bowls	Hadnall Parish Council	One standard quality bowling green. Club has c100 members. Club has aspiration to improve clubhouse quality.	Explore opportunities to make improvements in order to sustain membership levels. Assist the Club in improving	Parish Council Sports club BCGBA	Local	M	M	M	Protect Enhance
127	Harcourt Cricket Club	SY4 4LT	Cricket	<i>Unknown</i>	One poor quality square with eight wickets and overplayed by 12 match sessions per season. Accompanied by poor quality changing provision.	Ensure the Club has long term security of tenure. As per the PQS for the site, improve current maintenance regime to	Sports club ECB, SCB	Local	H	S	M-H	Protect Enhance
223	Preston Brockhurst Bowling Green	SY4 5QA	Bowls	<i>Unknown</i>	One standard quality bowling green. Membership unknown.	Explore opportunities to make improvements in order to sustain membership levels.	Sports club BCGBA	Local	M	M	L	Protect Enhance

⁴⁸ (S) -Short (1-2 years); (M) - Medium (3-5 years); (L) - Long (6+ years)

⁴⁹ (L) -Low - less than £50k; (M) -Medium - £50k-£250k; (H) -High £250k and above

**SHROPSHIRE COUNCIL
STRATEGY & ACTION PLAN**

Site ID	Site	Post code	Sport	Management	Current status	Recommended actions	Partners	Site hierarchy tier	Priority	Timescales ⁴⁸	Cost ⁴⁹	Aim
230	RAF Shawbury	SY4 4DZ	Football	MOD	Two standard quality adult pitches. No community use	The RAF cannot offer long term tenure for any community users, as access to the site can be removed at any time based on national requirements. In addition, any current users must go through a rigorous vetting process before they are granted access. Continue to allow use of the 3G for hockey and further explore opportunities to increase and secure use for the Club.	MOD EH Sports club	Local	M	S	L	Protect Provide
			Football (3G)		One full size 3G pitch (short pile) with restrictions on use/availability. Good quality. Used by Wem & Market Drayton HC to accommodate some hockey competitive demand and by ad hoc football teams for midweek training. Although available for community use the pitch does not offer security of tenure.							
			Rugby union		One senior pitch that is not available for community use.							
240	Shawbury Bowling Club	SY4 4NZ	Bowls	Sports club	One good quality bowling green. Used by Elephant and Castle BC which has c30 members.	Sustain quality and maximise membership in order to create sustainability.	Sports club BCGBA	Local	L	M	L	Protect
242	Shawbury Recreation Ground	SY4 4NH	Football	Shawbury Parish Council	One standard quality adult pitch overplayed by 1.5 match equivalent sessions. Pitch subject to public use. No changing provision.	Improve quality as required in order to address overplay. Explore options for access to changing rooms.	Parish Council FF, SFA	Local	M	M	L	Protect Enhance
288	The Kynaston Ground (Wem Cricket Club)	SY4 5HR	Cricket	Sports club	One good quality square with 14 wickets. Spare capacity is minimal on a Sunday or midweek for additional play.	Retain some spare capacity in order to help maintain quality. Explore greater utilisation of cricket provision at Thomas Adams Sports Centre only if the amount of provision and quality of provision is improved. Net provision on site is in need of an upgrade.	Sports club ECB, SCB	Local	L	L	L	Protect
301	Thomas Adams Sports Centre	SY4 5UB	Football	Education	One adult and three youth 11v11 pitches, all standard quality. Spare capacity discounted due to unsecure tenure. Accompanied by standard quality changing provision.	Increasing quality (as required) and securing community use will increase capacity to meet identified shortfalls in the area.	School FF, SFA	Main site	H	S	L	Protect Provide Enhance
			Cricket		One standalone NTP	Explore improving levels of cricket provision on the site, including another NTP, in cohesion with secured usage for Wem CC.	School		M	M	L	
			Rugby union		One poor quality senior pitch with potential spare capacity discounted due to quality.	Retain for school use as no local demand to establish community use.	School		L	L	L	
			Netball		Four poor quality macadam courts. Available but unused.	Given size of available courts, explore options to improve quality and establish community use if local demand exists.	School EN		M	M	L-M	

Site ID	Site	Post code	Sport	Management	Current status	Recommended actions	Partners	Site hierarchy tier	Priority	Timescales ⁴⁸	Cost ⁴⁹	Aim
307	United Services Wem Club	SY4 5EP	Bowls	Sports club	One standard quality bowling green. Club has c60 members.	Explore opportunities to make improvements in order to sustain membership levels.	Sports club BCGBA	Local	M	M	M	Protect Enhance
312	Wem Recreation Ground	SY4 5AY	Football	Wem Town Council	One poor quality adult pitch. Spare capacity discounted due to poor quality. Accompanied by standard quality changing provision.	Improve pitch quality as required in order to create spare capacity.	Sports club FF, SFA	Main site	M	M	L	Protect Enhance
			Bowls		One standard quality bowling green. Club has 40 members.	Explore opportunities to make improvements in order to sustain membership levels.	Sports club BCGBA		M	M	M	
			Tennis		Four standard quality macadam court, three are floodlit. Club has c280 members.	Improve quality as required to help sustain membership levels.	Sports club LTA		M	M	M	
323	Whixall Bowling Club	SY13 2PP	Bowls	Sports club	One good quality Bowling green. Ongoing club house improvements required. Club has 75 members.	Sustain quality and maximise membership in order to create sustainability. Assist the Club in improving ancillary provision.	Sports club BCGBA	Local	L	M	L	Protect Enhance
324	Whixall C of E Primary School	SY13 2SB	Tennis	Education	One macadam court.	Retain for school use.	School	Local	L	L	L	Protect
331	Woodlands School	SY4 5PJ	Tennis	Education	One macadam court.	Retain for school use.	School	Local	L	L	L	Protect
370	Shawbury Junior Football Club (Ponyton)	SY4 4JN	Football	Private	One youth 9v9, one mini 7v7 and one mini 5v5 pitch, all poor quality. No peak time capacity. Pitches are poor quality due to issues with limited maintenance and poor drainage. Site was recently agricultural land.	Explore opportunities to improve quality in order to create future spare capacity.	Sports club FF, SFA	Local	H	S	M	Protect Enhance
New	Shawbury Football Club	-	Football	Private	The Club aspires to develop as a home site within its locality. Initial plans for the new site include one 5v5, one 7v7, one 9v9, training area and two adult pitches both of which are suitable for Step 6 football (floodlit). It also aspires to have an onsite clubhouse/hospitality to service the grass pitches and make one of the adult pitches a 3G surface (local demand identified).	Before applying for funding/investment the Club should secure a longer term agreement from the private landowner in order to access relevant grant monies. Further feasibility is required to determine the sustainability of such a development. This should also consider the need for a 3G pitch.	Sports club FF, SFA	Main site	H	M	H	Provide

PLACE PLAN – WHITCHURCH

Site ID	Site	Post code	Sport	Management	Current status	Recommended actions	Partners	Site hierarchy tier	Priority	Timescales ⁵⁰	Cost ⁵¹	Aim
11	Archibald Worthington Club (Whitchurch)	SY13 1BQ	Bowls	Unknown	Two standard quality bowling greens. Membership unknown.	Explore opportunities to make improvements in order to sustain membership levels.	Sports club BCGBA	Local	M	M	M	Protect Enhance
12	Ash Magna Bowling & Tennis Club	SY13 4DR	Bowls	Whitchurch Rural Parish Council	One standard quality bowling green. Membership unknown.	Explore opportunities to make improvements in order to sustain membership levels.	Parish Council BCGBA	Local	M	M	M	Protect Enhance
			Tennis		One standard quality macadam court.	Retain and maintain for recreation use.	Parish Council		L	L	L	
39	Bridgewater Bowling Club (Whitchurch)	SY13 1RE	Bowls	Sports club	Two standard quality bowling greens. Ongoing installation of irrigation system. Club has c50 members.	Explore opportunities to make improvements in order to sustain membership levels. Assist the Club in improving ancillary provision.	Sports club BCGBA	Local	M	M	M	Protect Enhance
57	Calverhall Cricket Ground	SY13 4PE	Cricket	Calverhall Village Trust	One good quality square with eight wickets. Actual spare capacity expressed. Expressed demand for creation of a non turf pitch	Explore opportunities to maximise use to accommodate future demand and potentially demand from Whitchurch CC / Calverhall CC.	Sports club ECB, SCB	Main site	M	S	L	Protect Enhance
			Bowls		One good quality bowling green. Club has 45 members.	Sustain quality and maximise membership in order to create sustainability.	Sports club BCGBA		L	L	L	
			Tennis		Two floodlit artificial courts, standard quality.	Retain and maintain for recreation use.	Sports club LTA		L	L	L	
62	Chester Road Bowling Club	SY13 1ND	Bowls	Sports club	Two good quality bowling greens. Club has c130 members.	Sustain quality and membership in order to create sustainability.	Sports club BCGBA	Local	L	L	L	Protect
105	Deermoss Park	SY13 1QW	Football	Council	One poor quality youth 11v11. Spare capacity discounted due to quality. No changing provision.	Improve quality as required to meet demand.	Council	Local	L	L	L	Enhance
130	Heath Road Ground	SY13 3JG	Cricket	Sports club	One good quality square with 13 wickets. Also, one standalone NTP on site. The limited amount of spare capacity on the site cannot accommodate a senior women's team on a Sunday. The Club is in discussions with a developer of an adjacent site to expand the existing facility which is much needed as its Junior section continues to expand.	Sustain square quality through regular levels of maintenance. Explore the feasibility of assisting the Club in creating a square with a minimum of six wickets and relevant ancillary facilities if security of tenure can be obtained on the adjacent site. The current practice net quality is very poor and in need of urgent upgrade.	Sports club ECB, SCB	Local	M	S	M	Protect Provide
139	Hollies Tennis Club	SY13 1LP	Tennis	Sports club	Three good quality macadam courts, all floodlit. Club has over 300 members.	Sustain quality in order to sustain future membership levels.	Sports club	Local	L	L	L	Protect
221	Prees Cricket and Recreation Club	SY13 2DX	Football	Sports club	One adult, one youth 11v11 and 9v9 and one mini 7v7. All good quality. No peak time capacity. Serviced by good quality changing provision.	Sustain quality and maximise use of spare capacity where able to. For example, Whitchurch CC could utilise capacity if community use could be secured.	Sports club ECB, SCB	Hub site	M	M	L	Protect
			Football (3G)		One small size 3G pitch (46 x 28) which is floodlit.							

⁵⁰ (S) -Short (1-2 years); (M) - Medium (3-5 years); (L) - Long (6+ years)

⁵¹ (L) -Low - less than £50k; (M) -Medium - £50k-£250k; (H) -High £250k and above

**SHROPSHIRE COUNCIL
STRATEGY & ACTION PLAN**

Site ID	Site	Post code	Sport	Management	Current status	Recommended actions	Partners	Site hierarchy tier	Priority	Timescales ⁵⁰	Cost ⁵¹	Aim
			Cricket		One poor quality square with six wickets and one NTP. Spare capacity at peak time. Outfield not fit for Cricket purposes do the overplay of football	Potential for small sided all weather AGP/MUGA at northern end of existing playing field, and is described as a proposed recreational pitch by the applicant. Would measure 30x28m - design & access statement with 8m lighting columns and fencing						
			Bowls		Two good quality bowling greens. Club has c80 members.							
225	Queensway Park	SY13 1HD	Football	Community organisation	One adult and one mini 5v5 pitch, both standard quality. No changing provision.	Improve quality as required and explore options for access to changing rooms.	Sport club	Local	L	L	L	Protect Enhance
302	Tilstock Tennis & Bowls Club	SY13 3JL	Bowls	Sports club	One good quality bowling green. Aspirations to improve club house quality. Club has c40 members.	Sustain quality and maximise membership in order to create sustainability. Assist the Club in improving ancillary provision.	Sports club BCGBA	Local	M	M	L	Protect Enhance
			Tennis		Two standard quality grass courts. Club has c100 members.	Improve as required in order to meet levels of demand.			Sports club LTA	M	M	
318	Whitchurch & District Club	SY13 1QW	Bowls	Sports club	Two standard quality bowling greens. Membership unknown.	Explore opportunities to make improvements in order to sustain membership levels.	Sports club BCGBA	Local	M	M	M	Protect Enhance
320	Whitchurch Rugby Football Club	SY13 4NH	Rugby union	Sports club	Four senior pitches, one floodlit and two mini pitches. All good quality. Mini pitches are played to capacity. Senior pitches have some actual spare capacity.	Sustain quality and maximise use of the senior pitches to accommodate any future demand. Further examine how best to reduce the levels of unauthorised access/dog fouling on the site.	Sports club RFU	Local	L	L	L	Protect
321	Whitchurch Sports & Leisure Centre (Sir John Talbot School)	SY13 2BY	Football	Education	One adult, one youth 11v11 and mini pitches 5v5 and 7v7. All poor quality with the youth pitch overplayed. Serviced by standard quality changing provision.	Secure community use for Whitchurch Alport Juniors FC and explore funding options to improve quality.	School Sports club FF, SFA	Hub site	H	S	M	Protect Enhance Provide
			Cricket		Two standalone NTPs.	Retain for school use as required.	School		L	L	L	
			Rugby union		Two senior pitches, poor quality. Spare capacity discounted.	Retain for school use and improve as required. Explore the feasibility of increasing community use through a community use agreement.	School		L	L	L	
			Hockey (AGP)		One full size, floodlit AGP. Poor quality and suffers from drainage problems which often results in standing, and freezing water. Used by Whitchurch HC and Market Drayton HC. Used to capacity.	As a priority refurbish pitch carpet to ensure the continued use of the site for hockey.	School Sports club EH		H	S	H	
			Tennis		Four floodlit macadam courts, all good quality. Overmarked with netball.	Explore options to establish community use if local demand exists.	School EN		M	S	L	
340	Yockings Park	SY13 1PG	Football	Sports club	One adult and one youth 9v9 pitch, both standard quality and with actual spare capacity.	Improve quality as required to service levels of demand. Club are actively working and fundraising for a 3G	Sports club	Local	L	L	L	Protect Enhance

NORTH WEST ANALYSIS AREA

Sport	Analysis area	Current demand (2020)		Future demand (2038)
		Pitch type	Current capacity total in MES ^[1]	Future capacity total in MES
Football (grass pitches)	North West	Adult	Spare capacity of 0.5	Spare capacity of 0.5
		Youth 11v11	Shortfall of 0.5	Shortfall of 1.5
		Youth 9v9	Spare capacity of 0.5	Spare capacity of 0.5
		Mini 7v7	At capacity	At capacity
		Mini 5v5	Spare capacity of 0.5	At capacity
	Shropshire	Adult	Spare capacity of 5	Spare capacity of 0.5
		Youth 11v11	Shortfall of 0.5	Shortfall of 5
		Youth 9v9	Spare capacity of 1.5	Shortfall of 4.5
		Mini 7v7	Spare capacity of 0.5	Spare capacity of 0.5
		Mini 5v5	Spare capacity of 1.5	Shortfall of 6
Football (3G pitches)	North West	Full size, floodlit	Shortfall of 0.5 full sized 3G pitch for team training	Shortfall of 0.5 full sized 3G pitch for team training
Cricket	North West	Saturday	Shortfall of 13	Shortfall of 24
		Sunday	Shortfall of 13	Shortfall of 24
		Midweek	Shortfall of 5	Shortfall of 13
	Shropshire	Saturday	Shortfall of 29	Shortfall of 139
		Sunday	Spare capacity of 92	Shortfall of 18
		Midweek	Spare capacity of 147	Spare capacity of 47
Rugby union	North West	Senior	Shortfall of 4.5	Shortfall of 6
	Shropshire	Senior	Shortfall of 13.5	Shortfall of 21.75
Hockey (sand AGPs)	Shropshire	Full size, floodlit	There is a need to improve pitch quality and create a pitch to return exported demand.	There is a need to improve pitch quality and create a pitch to return exported demand.
Tennis	Shropshire	Courts	Adequate provision	Adequate provision
Bowls	Shropshire	Greens	Adequate provision	Adequate provision
Netball	Shropshire	Courts	Adequate provision	Adequate provision
Other sports	Shropshire	Pitches	Adequate provision	Adequate provision

Key recommendations for Ellesmere

- Explore potential options to improve drainage issues at Beech Grove Playing Fields as it is located on a Flood Zone.
- Explore potential options to assist Ellesmere CC with qualitative issues at Ellesmere Cricket Club including square improvement or relocation.
- Assist clubs in pitch and ancillary provision enhancements where required.
- Assist clubs in securing on site tenure, where required.
- Explore options to increase cricket capacity at sites, such as installing NTPs or creation of additional wickets, if future demand is actualised. Particularly at Hardwick Park.

[1] MES – match equivalent sessions per week (per season for cricket)

- i Explore improving court quality at Ellesmere College to increase netball activity.

Key recommendations for Oswestry

- i Explore potential options to alleviate overplay at Oswestry RFC such as improving on site pitch and securing access to additional provision.
- i Assist clubs in pitch and ancillary provision enhancements where required.
- i Assist clubs in securing on site tenure, where required.
- i Create additional capacity for youth football pitches in order to accommodate future demand such as securing access to educational site and improving poor quality provision
- i Explore options to increase cricket capacity at sites, such as installing NTPs or creation of additional wickets, if future demand is actualised. Particularly at Knockin & Kinnerly Cricket Ground and Oswestry Cricket Club.
- i Work towards reinstating cricket at Whittington Cricket & Bowling Club. This has started and 2022 has seen the grass returned to the appropriate playing level. The club has started All Stars. Dynamos and Women & Girls. The school are using it as an after school activity centre.
- i Explore the future feasibility of relocation both Oswestry RFC and Oswestry CC to a new joint site which could increase capacity for each sport.

PLACE PLAN – ELLESMERE

Site ID	Site	Post code	Sport	Management	Current status	Recommended actions	Partners	Site hierarchy tier	Priority	Timescales ⁵²	Cost ⁵³	Aim
25	Beech Grove Playing Fields	SY12 0BT	Football	Sports club / Ellesmere Town Council	Two adult, one youth 9v9, one mini 7v7 and one mini 5v5 pitch all of which are standard quality. Adult pitches, youth 9v9 and mini 5v5 pitch all have actual spare capacity of 0.5 match equivalent sessions. The mini 7v7 pitch is played capacity at peak time. One of the adult pitches is suitable for Step football and all remaining pitches suffering from drainage issues. Ellesmere Rangers FC currently has a long term lease of its first team pitch (Step 5 standard) from Ellesmere Town Council. However, it only rents pitches at Beech Grove Playing Fields on an annual basis. The Club has ambitions to formalise a long term agreement for the entire site from the Town Council in order for it to be able to access potential funding streams to improve pitch quality. Site is located on a Flood zone.	Due to site being located on a flood zone examine ways to improve pitch quality such as increased levels of regular maintenance. Assist the Club in securing long term tenure for the entire site in order for it to access relevant potential grant monies. Utilise spare capacity to accommodate future demand or alleviate overplay from surrounding sites. Ensure pitch and ancillary facilities are suitable for relevant Step football. Ensure the sports club has access to relevant flood relief funds when required. Ensure sports club is prepared for the potential effects of flooding.	Sports club TC SFA FF	Main site	H	S-M	L-M	Protect Enhance Provide
99	Criftins Village Hall and Playing Field	SY12 9LE	Bowls	Community organisation	One good quality bowling green used by Criftins BC.	Sustain quality and maximise membership in order to create sustainability.	Community organisation Sports club LTA BCGBA	Local	M	S	L	Protect
			Tennis		Two good quality macadam courts that are floodlit. Courts are used by Criftins TC which has c176 members. The Club has concerns regarding its tenure onsite.	Sustain court quality and membership. If demand increases, consider the need for additional provision. Explore options to give Criftins TC secured onsite tenure.						
110	Ellesmere Bowling Club	SY12 0HA	Bowls	Sports club	Two poor quality bowling greens owned by Ellesmere BC that has c44 members. The Club has aspirations to improve green and ancillary facility quality.	Improve green quality through an enhanced maintenance regime. Assist the Club in improving ancillary provision.	Sports club BCGBA	Local	M	M	L	Protect Enhance
111	Ellesmere College	SY12 9AB	Football	Education	Five good quality adult pitch that have spare capacity discounted due to unsecure tenure. Provision is available for community use.	Sustain quality for curricular and extracurricular demand. Explore options to increase community use for future levels of demand.	Education SFA FF ECB SCB RFU LTA EN	Main site	M	M	L	Protect Enhance Provide
			Cricket		One standalone NTP and three grass cricket squares with four, 10 and 12 grass wickets respectively. All provision is good quality and available for community use.	Sustain quality for curricular and extracurricular demand. Explore options to increase community use.						

⁵² (S) -Short (1-2 years); (M) - Medium (3-5 years); (L) - Long (6+ years)

⁵³ (L) -Low - less than £50k; (M) -Medium - £50k-£250k; (H) -High £250k and above

**SHROPSHIRE COUNCIL
STRATEGY & ACTION PLAN**

Site ID	Site	Post code	Sport	Management	Current status	Recommended actions	Partners	Site hierarchy tier	Priority	Timescales ⁵²	Cost ⁵³	Aim
			Rugby union		Five senior rugby union pitches that are available for community use.	Sustain quality for curricular and extracurricular demand. Explore options to increase community use.						
			Hockey (AGP)		One full size floodlit hockey suitable AGP that is floodlit and community available.	Sustain quality for curricular and extracurricular demand. Explore options to increase community use.						
			Tennis		Six poor quality macadam courts that are floodlit and available for community use. In addition there are also four new good quality indoor courts.	Focus on improving court quality in order to increase levels of tennis activity.						
			Netball		Six poor quality floodlit macadam courts which are in need of posts.	Focus on improving court quality in order to increase levels of netball activity.						
112	Ellesmere Cricket Club	SY12 9AA	Cricket	Ellesmere Town Council	<p>One good quality square with eight grass wickets. Square is overplayed by five match equivalent sessions. Ellesmere CC indicates it is currently looking for assistance and potential solutions to a long term drainage issue. The Club indicates the problem is becoming worse on a season by season basis and is causing matches to be moved or cancelled. Site is located on a flood zone.</p> <p>The club have increased their membership mainly through female players</p>	<p>Ensure good quality in order to sustain minimal levels of overplay. Due to site being located on a flood zone examine ways to improve square quality such as increased levels of regular maintenance, drainage or relocation of the square to a more suitable location. Ensure the sports club has access to relevant flood relief funds when required.</p> <p>Ensure sports club is prepared for the potential effects of flooding.</p> <p>The new plan is for the ground level to be raised. There is an accessible drain which requires remedial work to ensure it is operational and effective. They cannot host games due to the outfield profile and drainage issues. There are question marks over the sustainability if no work is done</p>	TC Sports club ECB SCB	Local	M	S	L-M	Protect Enhance
128	Hardwick Park (Frankton Cricket Club)	SY12 9HG	Cricket	Private	One good quality square that has ten grass wickets. The Club currently has a minimal lease for a private landowner. Square has minimal spare capacity with no capacity to accommodate future demand.	<p>Sustain square quality through regular maintenance.</p> <p>Assist the Club in securing onsite tenure.</p> <p>In priority order, assist the Club in actualising future demand whether this is through creation of an NTP, additional wickets on site, access to secondary site with capacity or creation of new provision.</p>	Private Sports club ECB SCB	Local	M	S	L	Protect Enhance

**SHROPSHIRE COUNCIL
STRATEGY & ACTION PLAN**

Site ID	Site	Post code	Sport	Management	Current status	Recommended actions	Partners	Site hierarchy tier	Priority	Timescales ⁵²	Cost ⁵³	Aim
151	Lakelands Academy	SY12 0EA	Football	Education	One poor quality adult pitch that is played to capacity through curricular usage. Pitch is not available for community use.	Improve pitch quality, as required, to meet curricular and extracurricular demand.	Education SFA FF EH EH	Main site	L	L	L	Protect
			Football (3G)		One standard quality small size floodlit 3G (46x28).	Sustain quality and retain as current use. Ensure a sinking fund is in place. Explore options to maximise community use.						
			Hockey (AGP)		One full size floodlit hockey suitable AGP that is good quality. There is minimal current community usage.	Sustain quality and retain as current use. Ensure a sinking fund is in place. Explore options to maximise community use.						
			Tennis		Three standard quality macadam courts that are floodlit but not available for community use.	Sustain quality and retain as current use.						
			Netball		Two standard quality macadam courts that are floodlit but not available for community use.	Sustain quality and retain as current use.						
180	Millennium Village Hall Playing Fields	SY12 0JE	Football	Education	One adult pitch that has spare capacity discounted due to poor quality.	Improve pitch quality through enhanced levels of maintenance based on levels of future demand. Examine pitch reconfiguration based on future levels of demand.	Education SFA FF	Local	L	L	L	Enhance

PLACE PLAN – OSWESTRY

Site ID	Site	Post code	Sport	Management	Current status	Recommended actions	Partners	Site hierarchy tier	Priority	Timescales ⁵⁴	Cost ⁵⁵	Aim
56	Cae Glass Park	SY11 1AP	Bowls	Oswestry Town Council Community organisation	One standard quality bowling green.	Explore opportunities to make improvements in order to sustain membership levels.	TC Community organisation Sports club BCGBA LTA	Main site	M	S-M	L	Protect Enhance
			Tennis		Three artificial courts and three artificial mini courts operated by a community organisation and two macadam courts operated by the Town Council. All courts are available for community and all, except the macadam courts, are floodlit. Artificial courts are good quality with the macadam courts poor quality. Artificial courts are used by Oswestry Team Tennis that have c527 members.	Assist Oswestry Team Tennis in its participation levels through court access and improvements as required (including both artificial and macadam provision).						
118	Gatacre Playing Fields	SY11 1DR	Cricket	Sports club	One good quality square with seven grass wicket and an NTP. Site has minimal capacity for additional midweek demand. Provision is leased to Cae Glass CC which has aspirations for permanent practice nets.	Sustain square quality through appropriate levels of maintenance. Utilise minimal spare capacity for additional midweek demand. Explore the feasibility of assisting the Club in its training demand aspirations.	Sports club ECB SCB	Local	L	L	L	Protect Provide
141	Ifton Miners Institute Bowling Green	SY11 3AY	Bowls	Sports club	One poor quality bowling green owned by Ifton BC. The Club has plans to fundraise to build a new pavilion and has c53 members.	Improve green quality through an enhanced maintenance regime. Assist the Club in improving ancillary provision.	Sports club BCGBA	Local	M	M	L	Protect Enhance
148	Knockin & Kinnerly Cricket Ground	SY10 8HL	Cricket	Sports club	One good quality square with 12 grass wickets. Square is overplayed by eight match equivalent sessions and has no capacity to accommodate future demand. Site is on a long term lease to Knockin & Kinnerley CC from the Bradford Estate.	Sustain square quality through regular maintenance. If overplay worsens consider options to alleviate this through creation of an NTP, additional wickets on site, access to secondary site with capacity or creation of new provision.	Private Sports club ECB SCB	Local	M	S	L	Protect
154	Lion Quays Leisure Club	SY11 3EN	Bowls (lapsed)	Private	It is unknown when the artificial bowling green at Lion Quays Leisure Centre was last formally accessed as formal sports provision, however, it is believed to be lapsed. The green was established circa 2009 with the building of Leisure Centre and surrounding facilities.	Based on levels of demand explore options for alternative uses.	Private BCGBA LTA	Local	L	L	L	Protect
			Tennis		Three macadam courts that are floodlit but not available for community use.	Based on levels of demand retain as current use.						

⁵⁴ (S) -Short (1-2 years); (M) - Medium (3-5 years); (L) - Long (6+ years)

⁵⁵ (L) -Low - less than £50k; (M) -Medium - £50k-£250k; (H) -High £250k and above

**SHROPSHIRE COUNCIL
STRATEGY & ACTION PLAN**

Site ID	Site	Post code	Sport	Management	Current status	Recommended actions	Partners	Site hierarchy tier	Priority	Timescales ⁵⁴	Cost ⁵⁵	Aim
155	Lizbeth Close Bowling Green	SY11 1BZ	Bowls	Sports club	One good quality bowling green owned by Ye Olde Crofte BC. The site is used by Ye Olde Crofte BC (c32 members and George BC (c10 members). Onsite ancillary provision is poor quality.	Sustain quality and maximise membership in order to create sustainability. Assist the Club in improving ancillary provision.	Sports club BCGBA	Local	M	M	L	Protect Enhance
156	Llanymynech Village Hall	SY22 6EE	Football	Community organisation Sports clubs	One poor quality youth 11v11 pitch that is overplayed by one match equivalent session. Pitch suffers from limited maintenance and becomes easily waterlogged.	Improve pitch quality through enhanced levels of maintenance.	Community organisation Sports clubs SFA FF BCGBA LTA	Local	M	S-M	L-M	Protect Enhance
			Bowls		One standard quality bowling green owned by Llanymynech BC. The Club has ambitions to build a new toilet block and has c45 members.	Explore opportunities to make improvements in order to sustain membership levels. Improve green quality through an enhanced maintenance regime.						
			Tennis		Two standard quality macadam courts that are available for community use but are not floodlit. Courts are rented by Llanymynech TC which indicates aspirations for floodlights. The Club has c28 members.	Improve quality and maximise membership to help sustain for future of each club. Explore opportunities for funding to improve ancillary facilities including floodlights.						
169	Marches School	SY11 2AR	Football (3G)	Education	One adult, one youth 11v11 and one youth 9v9 pitch all of which are standard quality and not available for community use. St Martins FC has aspirations to enter a partnership with the School in order to create a full size floodlit 3G pitch with relevant Step football facilities.	Improve pitch quality to better meet levels of curricular and extracurricular demand. If pitches improve in quality explore the feasibility of allowing community use to alleviate future shortfalls. Explore the feasibility of creating a full size floodlit 3G pitch on the site with St Martins FC as a partner club.	Education SFA FF RFU EH LTA EN	Main site	M	S-M	H	Protect Enhance
			Rugby union		Two poor quality senior pitches (M0/D1) which are available for community use but are unused.	Improve pitch quality to better meet levels of curricular and extracurricular demand. Explore the feasibility of increasing community use through a community use agreement.						
			Hockey (AGP)		One poor quality full size hockey suitable AGP that is floodlit and available for community use. Limited amount of external hockey usage by Oswestry HC. Pitch is over its ten year recommended lifespan.	As a matter of priority, refurbish the pitch. Ensure there is a sinking fund in place once refurbished. Before any refurbishment takes place there needs to be dialogue with the SFA, FF and EH.						
			Tennis		Six good quality macadam courts three of which are floodlit. All courts are available for community use.	Sustain quality and retain as current use.						
			Netball		Four good quality macadam courts two of which are floodlit. All courts are available for community use.	Sustain quality and retain as current use.						

**SHROPSHIRE COUNCIL
STRATEGY & ACTION PLAN**

Site ID	Site	Post code	Sport	Management	Current status	Recommended actions	Partners	Site hierarchy tier	Priority	Timescales ⁵⁴	Cost ⁵⁵	Aim
187	Moreton Hall School	SY11 3EW	Hockey (AGP)	Education	One standard quality full size hockey suitable AGP that is floodlit and available for community use. Pitch is over its ten year recommended lifespan.	Refurbish the pitch when required to meet curricular and extracurricular demand. Ensure there is a sinking fund in place once refurbished. Before any refurbishment takes place there needs to be dialogue with the SFA, FF and EH.	Education EH LTA EN	Local	L	S-M	H	Protect Enhance
			Tennis		Six good quality macadam courts three of which are floodlit. All courts are available for community use.	Sustain quality and retain as current use.						
			Netball		Four good quality macadam courts two of which are floodlit. All courts are available for community use.	Sustain quality and retain as current use.						
189	Morton Playing Field	SY10 8AJ	Football	Community organisation	One adult and one youth 9v9 pitch both of which are poor quality. Spare capacity on the adult pitch is discounted due to quality whereas the youth 9v9 pitch is played to capacity. No onsite ancillary facilities.	Improve pitch quality through an enhanced maintenance regime. If pitches improve in quality explore reconfiguring the adult pitch to a youth 11v11 in order to alleviate future shortfalls.	Community organisation SFA FF	Local	L	S-M	L	Enhance
208	Oswestry Boys & Girls Football Club	SY11 4AQ	Football	Sports club	Three youth 11v11, one youth 9v9, two mini 7v7 and one mini 5v5 pitch all of which are standard quality. The youth 11v11 pitches have actual spare capacity of 0.5 match equivalents sessions available with all other pitches played to capacity at peak time. Pitches suffer from poor drainage and waterlogging.	Look to improve pitch quality through either an enhanced maintenance regime and/or improve onsite drainage. Utilised actual spare capacity on youth 11v11 pitches for future demand.	Sports club SFA FF	Local	M	S-M	L	Enhance
209	Oswestry Cricket Club	SY11 2AY	Cricket	Sports club	One good quality square with 12 grass wickets. Site is owned by Oswestry CC and has no capacity for future demand. Rough and Tumblers CC also use the site. Oswestry CC has aspirations for new outdoor practice nets.	Sustain square quality through appropriate levels of maintenance. Explore the feasibility of creating new practice provision. Also explore the feasibility of expanding the Clubs current site or relocation to a new site with at least two grass cricket squares. The site is currently under threat from neighbours as a result of ball strike – particularly to new developments behind the club house. A new site with two pitches would resolve the problematic situation they are in but it would need membership buy in OR could the decision be taken from them if residents become unhappy with the ball strike issue and seek an injunction – worst case. They have a nominated residents liaison person.	Sports club SCB ECB	Local	M	M	L-H	Protect Provide

**SHROPSHIRE COUNCIL
STRATEGY & ACTION PLAN**

Site ID	Site	Post code	Sport	Management	Current status	Recommended actions	Partners	Site hierarchy tier	Priority	Timescales ⁵⁴	Cost ⁵⁵	Aim
210	Oswestry Rugby Club	SY11 4AE	Rugby Union	Sports club	Two standard quality senior pitches (M1/D1) one of which is floodlit and one standard quality mini pitch (M1/D1). The floodlit senior pitch is overplayed by 4.5 match equivalent sessions whereas remaining pitches have not actual spare capacity. Site is owned by Oswestry RFC The Club has long term ambitions to relocate to a new home where all its demand can be located. Onsite ancillary is poor quality.	Improve pitch quality through increased levels of maintenance and/or drainage enhancements. Assist the Club in alleviating levels of overplay through pitch improvements and access/ creation of additional pitches and suitable sites. Explore the feasibility of installing floodlights on its second pitch. Examine the feasibility of rebuilding and relocating onsite ancillary provision to provide better quality facilities and potentially additional land for pitches. Explore the clubs long term ambitions to relocate to a new site with suitable pitch and ancillary provision. This should be examined with future housing growth in the Park Hall area.	Sports club Council RFU	Local	H	S-L	L-H	Protect Provide Enhance
211	Oswestry School	SY11 2TL	Football	Education	Two adult, one youth 11v11, one youth 9v9 and one mini 7v7 pitch all of which are good quality. The youth 11v11 and mini 7v7 pitch are played to capacity at peak period with remaining spare capacity on pitch discounted due to unsecure tenure.	Sustain quality through appropriate levels of maintenance. Explore formalising community use through a CUA to create additional capacity.	Education SFA FF ECB SCB EH LTA	Main site	M	S-L	L-M	Protect Provide
			Cricket		Two good quality squares one with 12 grass wickets and one with three grass wickets. Spare capacity discounted due to unsecure tenure.	Sustain quality and retain as current use. Explore formalising community use through a CUA to create additional capacity.						
			Rugby union		One senior and one junior pitch both of which are standard quality (M1/D1). Actual spare capacity discounted due to unsecure tenure.	Sustain quality and retain as current use.						
			Hockey (AGP)		One full size hockey suitable AGP that is available for community use and floodlit. Used by Oswestry HC.	Protect as a hockey suitable surface and support the development and growth of Oswestry HC through the School						
			Tennis		Six good quality artificial courts that are floodlit and available for community use. Courts are marked on the hockey suitable AGP.	Sustain quality and retain as current use.						
212	Oswestry Tennis Club	SY11 2EG	Tennis	Sports club	Two macadam and two dedicated mini macadam courts all of which are standard quality, available for community use and are floodlit. Courts lease to Oswestry TC from Oswestry School. The Club has c122 members.	As required improve court quality and assist the Club increasing levels of demand to ensure its sustainability.	Sports club Education LTA	Local	L	L	L	Protect Enhance

**SHROPSHIRE COUNCIL
STRATEGY & ACTION PLAN**

Site ID	Site	Post code	Sport	Management	Current status	Recommended actions	Partners	Site hierarchy tier	Priority	Timescales ⁵⁴	Cost ⁵⁵	Aim
215	Packwood Haugh School	SY4 1HX	Football	Education	Four good quality youth 11v11 pitches that are not available for community use.	Sustain current provision and improve when required to meet levels of curricular and extracurricular activity. Explore the feasibility of allowing community access to the site in order to alleviate identified future shortfalls in the Analysis Area particularly for youth 11v11 football.	Education SFA FF ECB SCB RFU EH LTA EN	Main site	L	L	L	Protect Provide
			Cricket		One standalone NTP and five grass squares all of which are good							
			Rugby union		Four good quality (M2/D1) mini pitches that are not available for community use.							
			Hockey (AGP)		One small size hockey suitable AGP (88x52) that is floodlit but not available for community use.							
			Tennis		Six artificial, two macadam and one grass court all of which are good quality but not available for community use.							
			Netball		Two poor quality macadam courts that are not available for community use.							
266	St Martins Playing Field	SY11 3AY	Football	Private	One poor quality adult pitch that is played to capacity. Pitch is suitable for Step pyramid football. Site is used by St Martins FC which report the pitch drains poorly.	Improve pitch with enhanced levels of regular maintenance. Ensure the site is suitable for appropriate level of Step football.	Private Sports club SFA FF	Local	M	S	L	Enhance
267	St Martins School	SY10 7BD	Tennis	Education	Two poor quality macadam courts that are available for community use but are not floodlit.	Improve court quality as appropriate based on levels of curricular and extracurricular	Education LTA EN	Local	L	L	L	Protect Enhance
			Netball		Three standard quality courts that are available for community use but are not floodlit.	Sustain court quality and retain as current use.						
293	The Playing Fields	SY10 7GA	Football	Selattyn & Gobowen Parish Council	One adult and one youth 9v9 pitch both of which have spare capacity discounted due to poor quality. Site is located on a flood zone and is accompanied by poor quality ancillary facilities.	Improve pitch quality through an enhanced maintenance regime. Explore the feasibility of improving poor quality ancillary provision. Ensure the PC has access to relevant flood relief funds when required. Ensure PC is prepared for the potential effects of flooding.	PC SFA FF	Local	M	S-M	L	Protect Enhance
299	The Venue at Park Hall	SY11 4AS	Football (3G)	Sports club	One full size floodlit 3G pitch which is home to The New Saints FC. The pitches FIFA Pro certification has recently expired however it is in the process of being renewed. Pitch is used for Womens National League Division One football. Since the production of the report it has been indicated that the site has gone into liquidation (2020).	Sustain quality through appropriate levels of maintenance. Ensure the site is suitable for the level of football being played. Ensure there is a sinking fund in place. Ensure the pitch is retested for its FIFA Pro certification and regularly tested hereafter. Ensure the facilities are still accessible for community sports given the site's	Sports club SFA FF	Local	H	S	L	Protect

**SHROPSHIRE COUNCIL
STRATEGY & ACTION PLAN**

Site ID	Site	Post code	Sport	Management	Current status	Recommended actions	Partners	Site hierarchy tier	Priority	Timescales ⁵⁴	Cost ⁵⁵	Aim
304	Trefonen Playing Fields	SY10 9DY	Football	Council	One adult pitch that has spare capacity discounted due to poor quality. Pitch is used by Trefonen FC which plays in the Football Association of Wales football pyramid.	Improve pitch quality through enhanced levels of maintenance. Ensure the site meets the relevant requirements for the level of Welsh football being played.	Council Sports club SFA FF FAW	Local	M	S	L	Protect Enhance
315	Weston Rhyn Recreation Ground	SY10 7RZ	Football (lapsed)	Unknown	One lapsed adult pitch that has not been used since circa 2014.	Keep site as a strategic reserve as potential option to alleviate future youth football shortfalls.	SFA FF	Local	L	L	L	Protect
316	Weston Road	SY10 9NS	Football	Oswestry Rural Parish Council	One poor quality adult pitch that is played to capacity. Site is accompanied by poor quality ancillary facilities.	Improve pitch quality through an enhanced maintenance regime. Explore the feasibility of improving onsite ancillary	PC SFA FF	Local	L	L	L	Enhance
322	Whittington Cricket & Bowling Club	SY11 4PQ	Cricket	Sports club	The site previously hosted an eight grass wicket square however Whittington CC folded in 2016. The Club has ambitions to reform.	Assist in the growth in cricket demand in order to reintroduce cricket provision. with Women's & Girls, All Stars and Dynamos have started. SCB have invested in bring the site back to use. In doing so SCB/WCBC have agreed exclusive use for cricket. In doing so SCB/WCBC have agreed exclusive use for cricket. Now need to reinstate the old square, The NTP has been cleaned of and will be replaced with ECB Grant funding	Sports club ECB SCB BCGBA	Local	H	S	L	Protect Enhance
			Bowls		One good quality bowling green owned by Whittington BC which has c52 members.	Sustain quality and maximise membership in order to create sustainability.						
339	Wynstay Hotel	SY11 2SZ	Bowls	Commercial	One standard quality bowling green owned by Wynstay Hotel	Explore opportunities to make improvements in order to sustain membership levels.	Commercial BCGBA	Local	L	L	L	Protect
354	Weston Rhyn Bowling Green	SY10 7RQ	Bowls	Sports club	One good quality bowling green leased to Weston Rhyn BC. The Club has plans to improve surrounding hard areas and c55 members.	Sustain quality and maximise membership in order to create sustainability. Assist the Club in improving ancillary provision.	Sports club	Local	M	M	L	Protect Enhance
364	Oswestry Church Bowling Club	SY11 2SZ	Bowls	Sports club	One good quality bowling green owned by Church BC. The Club has c80 members and aspirations to improve its clubhouse provision.	Sustain quality and maximise membership in order to create sustainability. Assist the Club in improving ancillary provision.	Sports club	Local	M	M	L	Protect Enhance
371	The Showground	SY11 4AE	Rugby union	Private	Two poor quality (M0/D1) mini pitches rented by Oswestry RFC. Site is located neighbouring the clubs home venue.	Assist the club in secure tenure for the use of a dedicated are of land for it to develop additional pitches in order to alleviate overplay off its main site.	Private Sports club RFU	Local	M	S	L-M	Protect Provide Enhance
379	St Johns The Baptist C of E Primary School	SY4 1LA	Football	Education	One poor quality mini 7v7 pitch that is not available for community use.	Improve pitch quality as required to meet levels of curricular and extracurricular demand.	Education SFA FF	Local	L	L	L	Enhance

SHROPSHIRE COUNCIL STRATEGY & ACTION PLAN

SOUTH ANALYSIS AREA

Sport	Analysis area	Current demand (2020)		Future demand (2038)
		Pitch type	Current capacity total in MES ⁽¹⁾	Future capacity total in MES
Football (grass pitches)	South	Adult	Spare capacity of 0.5	Spare capacity of 0.5
		Youth 11v11	At capacity	At capacity
		Youth 9v9	At capacity	Shortfall of 1
		Mini 7v7	At capacity	At capacity
		Mini 5v5	At capacity	At capacity
	Shropshire	Adult	Spare capacity of 5	Spare capacity of 0.5
		Youth 11v11	Shortfall of 0.5	Shortfall of 5
		Youth 9v9	Spare capacity of 1.5	Shortfall of 4.5
		Mini 7v7	Spare capacity of 0.5	Spare capacity of 0.5
		Mini 5v5	Spare capacity of 1.5	Shortfall of 6
Football I (3G pitches)	South	Full size, floodlit	At capacity	At capacity
Cricket	South	Saturday	At capacity	Shortfall of 11
		Sunday	At capacity	Shortfall of 11
		Midweek	At capacity	At capacity
	Shropshire	Saturday	Shortfall of 29	Shortfall of 139
		Sunday	Spare capacity of 92	Shortfall of 18
		Midweek	Spare capacity of 147	Spare capacity of 47
Rugby union	South	Senior	Shortfall of 1.25	Shortfall of 5.5
	Shropshire	Senior	Shortfall of 13.5	Shortfall of 21.75
Hockey (sand AGPs)	Shropshire	Full size, floodlit	There is a need to improve pitch quality and create a pitch to return exported demand.	There is a need to improve pitch quality and create a pitch to return exported demand.
Tennis	Shropshire	Courts	Adequate provision	Adequate provision
Bowls	Shropshire	Greens	Adequate provision	Adequate provision
Netball	Shropshire	Courts	Adequate provision	Adequate provision
Other sports	Shropshire	Pitches	Adequate provision	Adequate provision

Key recommendations for Cleobury Mortimer

- To meet the future shortfalls and increase current capacity, improve poor/standard quality football pitches. Also consider some reconfiguration of pitches to better meet demand.
- Ensure long term security of tenure and improve quality for Cleobury Mortimer RFC playing at Lacon Childe School.

⁽¹⁾ MES – match equivalent sessions per week (per season for cricket)

Key recommendations for Ludlow

- To meet the future shortfalls and increase current capacity, improve poor/standard quality football pitches.
- Improve pitch quality and seek options for access to additional pitches to meet demand for both clubs in the Area.
- As a priority, seek to establish long term security of tenure for Ludlow CC and explore options for additional access to provision.
- Requirement for the 3G pitch at The Ludlow Stadium to be resurfaced in the medium term.
- Improve the quality of the bowling green at Ashford Carbonell Playing Fields.

PLACE PLAN – CLEOBURY MORTIMER

Site ID	Site	Post code	Sport	Management	Current status	Recommended actions	Partners	Site hierarchy tier	Priority	Timescales ⁵⁶	Cost ⁵⁷	Aim
75	Clee Hill Recreation Ground (Knowle Sports Club)	SY8 3NL	Football	Sports club	One adult and one mini 7v7 pitch, both poor quality. Spare capacity discounted due to quality. Poor quality changing provision.	Improve quality and potential to reconfigure pitch type to alleviate youth 9v9 shortfalls.	Sports club FF, SFA	Local	M	M	M	Protect Enhance
			Cricket (lapsed)		Previously accommodated a four wicket grass square, which aerial imaginary suggests was last formally maintained circa 2009. It is unknown which club previously utilised the provision.	No current local demand to bring back into use identified.	Sports club		L	L	L	
77	Cleobury Mortimer Playing Field	DY14 8PE	Football	Cleobury Mortimer Town Council	One poor youth 9v9 pitch. Spare capacity discounted due to quality. Good quality changing provision.	Improve quality as required to meet demand.	Town Council FF, SFA	Main site	M	M	L	Protect Enhance
			Cricket		One good quality square with eight wickets. No peak time capacity.	Sustain quality and maximise use to accommodate future junior demand (off peak). Explore options to secure long term community use for clubs.	Town Council ECB, SCB		L	L	L	
150	Lacon Childe School	DY14 8PE	Rugby union	Education / Sports club	Two poor quality senior pitches with spare capacity discounted due to quality. Cleobury Mortimer RFC lease from The Shropshire Gateway Educational Trust until 2028. Standard quality changing.	Ensure long term security of tenure and improve quality. Improve quality of the pitches through an enhanced maintenance regime.	School Sports club RFU	Local	M	S	M	Protect Enhance
			Football (3G)		Council	One small floodlit 3G pitch (54 x 36) used by Cleobury Mortimer RFC for training.						
184	Moffats School	DY12 3AY	Cricket	Education	One good quality square with six wickets. Unavailable for community use.	Although there are some shortfalls in the area, there is no local demand for community use to be established at the site. Therefore, the site should be protected for education use and improved as required.	Education	Local	L	L	L	Protect Enhance
			Tennis Netball		One poor quality macadam court overmarked with netball. Unavailable for community use.							
344	Cleobury Mortimer Bowling Club	DY14 8AU	Bowls	Sports club	One good quality bowling green. Aspirations to improve clubhouse quality. Club has c100 members.	Sustain quality and maximise membership in order to create sustainability. Assist the Club in improving ancillary provision.	Sports club BCGBA	Local	M	M	M	Protect Enhance

⁵⁶ (S) -Short (1-2 years); (M) - Medium (3-5 years); (L) - Long (6+ years)

⁵⁷ (L) -Low - less than £50k; (M) -Medium - £50k-£250k; (H) -High £250k and above

PLACE PLAN – LUDLOW

Site ID	Site	Post code	Sport	Management	Current status	Recommended actions	Partners	Site hierarchy tier	Priority	Timescales ⁵⁸	Cost ⁵⁹	Aim
14	Ashford Carbonell Playing Fields	SY8 4DD	Bowls (flat)	Ashford Carbonell Parish Council	One poor quality artificial bowling green (flat). The key issue for the green is its artificial surface which makes it more difficult to maintain than a natural grass green. As such it suffers from areas of wear and tear and evidence of moss and lichen.	Seek advice from BE to reach a greater standard of maintenance which improves quality.	Parish Council BE	Local	H	S	M	Protect Enhance
			Tennis		One standard quality macadam court overmarked with netball.	Retain to meet local demand.	Parish Council		L	L	L	
76	Clee Hill Rugby Club (Tenbury Road)	SY8 3NJ	Rugby union	Sports club	Two senior pitches, one poor quality and the other good quality and one is floodlit. Overplayed by 1.25 match sessions. Ancillary provision is poor quality. The Club reports current provision is not suitable for the number of people using them. The quality of the showers is also unsuitable. The Club has recently received Sport England Community Asset Funding for pitch levelling and drainage.	In addition to pitch improvements through maintenance enhancements the Club should be assisted in accessing addition pitch provision. Explore options for funding to improve the ancillary provision. Assist the Club in pitch levelling and drainage improvements. A GMA pitch report is required for Pitch 1 to determine what improvement work needs to be carried out. Developing a facilities plan. Growth of Women and Girls section is a big priority. Looking in to the possibilities of floodlighting on pitch 2.	Sports club RFU	Local	H	S	M	Protect Enhance Provide
163	Ludlow Castle Tennis and Bowls Club	SY8 1EE	Bowls	Sports club	One standard quality bowling green. Club has c140 members. Aspirations to improve clubhouse quality.	Explore opportunities to make improvements in order to sustain membership levels. Assist the Club in improving ancillary provision.	Sports club BCGBA	Local	M	M	M	Protect Enhance
			Tennis		Two floodlit clay courts and three artificial courts, two of which, are floodlit. All good quality. Club has over 400 members.	Sustain quality and membership. Explore funding options to improve the clubhouse.	Sports club LTA		M	M	M	
164	Ludlow Church of England School	SY8 1GJ	Rugby	Education	Two poor quality senior pitches. Unavailable for community use.	Explore any potential to establish community use to meet demand form Clee Hill Rugby Club. Quality improvements are likely to be needed.	School RFU	Local	H	S	M	Protect Enhance Provide
			Football		Two poor quality adult pitches. Unavailable for community use.	There is no local demand for community use to be established on these facilities. Therefore, retain and improve quality as required for the school.	School		L	L	L	
			Cricket		One standalone NTP.							
			Tennis Netball		Four standard quality macadam tennis courts, overmarked with netball.							

Site ID	Site	Post code	Sport	Management	Current status	Recommended actions	Partners	Site hierarchy tier	Priority	Timescales ⁵⁸	Cost ⁵⁹	Aim
166	Ludlow Cricket Ground	SY8 1DT	Cricket	Private	Two good quality squares (with seven and 15 wickets respectively) each with an NTP. No peak time capacity. Rented from the Earl of Plymouth Estates, unsecure use. Serviced by fixed bay practice nets, however, these are of such poor quality they are not used by the Club.	As a priority, seek to establish long term security of tenure for the Club. Explore opportunities to use Moor Park School to accommodate additional demand, however, tenure would need to be secured. ECB have assisted club in the replacement of their old 2 bay practice net into a three bay purpose built enclosed practice facility. They are in need of replacing the pavilion, it is not fit for purpose and is of an age where enhancements will only have a limited impact.	Sports club ECB, SCB	Main site	H	S	L	Protect Enhance
			Bowls		Two good quality bowling greens.	Sustain quality and maximise membership in order to create sustainability.	Sports club BCGBA		L	L	L	
			Tennis		Two poor quality macadam courts. Circa 2009, had a total of two grass, two macadam and one shale tennis court	Retain two courts and explore opportunities to maximise use. Consider alternative sporting uses for			L	L	L	
168	Ludlow Rugby Football Club	SY8 1EE	Rugby union	Sports club	Two senior pitches, one standard, one poor quality. This is due to its proximity to the River Teme resulting it frequently being waterlogged. is in the process of floodlighting its standard quality pitch. In addition, the Club has aspiration to start using the area of land located in front of its clubhouse known as Linney Park.	Install floodlighting to accommodate all training demand and transfer mini demand to Linney Park to address overplay and create spare capacity. Purchase piece of land in front of the club. This will address the clubs overplay on pitches. Carry out pitch assessment to determine future maintenance.	Sport club RFU	Local	H	S	M	Protect Enhance Provide

⁵⁸ (S) -Short (1-2 years); (M) - Medium (3-5 years); (L) - Long (6+ years)

⁵⁹ (L) -Low - less than £50k; (M) -Medium - £50k-£250k; (H) -High £250k and above

**SHROPSHIRE COUNCIL
STRATEGY & ACTION PLAN**

Site ID	Site	Post code	Sport	Management	Current status	Recommended actions	Partners	Site hierarchy tier	Priority	Timescales ⁵⁸	Cost ⁵⁹	Aim
186	Moor Park School	SY8 4DZ	Football	Education	Three mini 7v7 pitches all good quality. Spare capacity discounted due to unsecure tenure. Over marked with rugby union provision.	Explore opportunities to establish and secure community use.	School FF, SFA	Local	L	L	L	Protect Enhance
			Cricket		One junior pitch with six wickets and one standard pitch with eight wickets. Both good quality.	Explore opportunities for Ludlow CC to accommodate additional future demand at the site, however, tenure would need to be secured.	School ECB, SCB		H	S	L	
			Rugby union		Three standard mini pitches. Spare capacity discounted due to unsecure tenure. Over marked with football provision.	Retain for school use. Explore the feasibility of increasing community use through a community use agreement to provide temporary provision for Ludlow RFC when the Clubs site is flooded.	School		L	L	L	
			Hockey (AGP)		One small sand AGP (55 x 46), floodlit. Ludlow HC accommodates its training demand on this site.	Ensure quality is sustained to the appropriate standard to continue accommodating hockey training.	School EH		M	L	M	
			Tennis Netball		Two standard quality macadam tennis courts overmarked with netball.	Retain for school use.	School		L	L	L	
289	The Ludlow Stadium	SY8 2BN	Football	STinC	Two adult and one youth 11v11 pitch, all good quality and serviced by good quality ancillary facilities. Home to Ludlow FC. Shawbury United FC also travels to use this pitch due to a lack of provision locally.	Retain spare capacity in order to help protect quality.	STinC FF, SFA	Main site	M	L	L	Protect Enha
			Football (3G)		One full size 3G pitch. FA registered which expires 31/05/2021. Good quality and installed 2008. The only reason the pitch has not become poor quality is due to the regular amounts of maintenance.	Will need refurbishing within the lifespan of the PPOSS.	STinC FF, SFA		H	M	H	
368	The Recreation Field	SY8 3LZ	Football	Community organisation	One poor quality mini pitch with no changing provision.	Improve quality as required and explore opportunity to increase provision at the site if demand exists in the future.	FF, SFA	Local	L	M	L	Enhance

SOUTH EAST ANALYSIS AREA

Sport	Analysis area	Current demand (2020)		Future demand (2038)
		Pitch type	Current capacity total in MES ⁽¹⁾	Future capacity total in MES
Football (grass pitches)	South East	Adult	Shortfall of 3.5	Shortfall of 3.5
		Youth 11v11	Spare capacity of 1	At capacity
		Youth 9v9	Shortfall of 1	Shortfall of 1.5
		Mini 7v7	Shortfall of 0.5	Shortfall of 0.5
		Mini 5v5	Shortfall of 3	Shortfall of 5.5
	Shropshire	Adult	Spare capacity of 5	Spare capacity of 0.5
		Youth 11v11	Shortfall of 0.5	Shortfall of 5
		Youth 9v9	Spare capacity of 1.5	Shortfall of 4.5
		Mini 7v7	Spare capacity of 0.5	Spare capacity of 0.5
		Mini 5v5	Spare capacity of 1.5	Shortfall of 6
Football (3G pitches)	South East	Full size, floodlit	Shortfall of 3 full sized 3G pitch for team training	Shortfall of 3.5 full sized 3G pitch for team training
Cricket	South East	Saturday	Spare capacity of 9	Shortfall of 24
		Sunday	Spare capacity of 31	Shortfall of 9
		Midweek	Spare capacity of 40	Spare capacity of 12
	Shropshire	Saturday	Shortfall of 29	Shortfall of 139
		Sunday	Spare capacity of 92	Shortfall of 18
		Midweek	Spare capacity of 147	Spare capacity of 47
Rugby union	South East	Senior	Shortfall of 2	Shortfall of 3
	Shropshire	Senior	Shortfall of 13.5	Shortfall of 21.75
Hockey (sand AGPs)	Shropshire	Full size, floodlit	There is a need to improve pitch quality and create a pitch to return exported demand.	There is a need to improve pitch quality and create a pitch to return exported demand.
Tennis	Shropshire	Courts	Adequate provision	Adequate provision
Bowls	Shropshire	Greens	Adequate provision	Adequate provision
Netball	Shropshire	Courts	Adequate provision	Adequate provision
Other sports	Shropshire	Pitches	Adequate provision	Adequate provision

Key recommendations for Albrighton

- Assist Albrighton FC in alleviating overplay at Loak Road
- Assist clubs in securing tenure where required for example Albrighton FC and Albrighton Primary School.
- Assist in Albrighton FC / Albrighton BC ambitions to improve ancillary provision.
- Explore the feasibility of creating dedicated community access for community clubs at RAF Cosford School of Physical Training.

⁽¹⁾ MES – match equivalent sessions per week (per season for cricket)

Key recommendations for Bridgnorth

- I** To meet the future shortfalls, improve poor quality football pitches through enhanced levels of maintenance in addition to securing access to education sites.
- I** Refurbish the hockey suitable AGP at Bridgnorth Endowed School and retain as a hockey suitable surface.
- I** In addition, explore the feasibility of developing a full size floodlit 3G FA approved pitch to accommodate both competitive and training demand.
- I** Ensure future demand for cricket can be met whether this is through creation of an NTP, additional wickets on site, access to secondary site with capacity or creation of new provision (Particularly for Bridgnorth CC).
- I** Ensure sites which are located in Flood Zones have access to flood relief funds when required in addition to preparing on site provision for the possibility of flooding.
- I** Assist in alleviating overplay at Severn Park where possible.
- I** Assist clubs in securing tenure where required.
- I** Assist in club's ambitions to improve ancillary provision where deemed necessary.

Key recommendations for Broseley

- I** To meet the future shortfalls, improve poor quality football pitches through enhanced levels of maintenance in addition to securing access to education sites and pitch reconfiguration.
- I** Assist clubs in securing tenure where required.
- I** Assist in club's ambitions to improve ancillary provision where deemed necessary.

Key recommendations for Highley

- I** To meet the future shortfalls, improve poor quality football pitches through enhanced levels of maintenance in addition to securing access to education sites.
- I** Assist clubs in securing tenure where required.
- I** Assist in club's ambitions to improve ancillary provision where deemed necessary.
- I** Improve poor and standard quality provision where feasible to do so.

Key recommendations for Much Wenlock

- I** To meet the future shortfalls, improve poor quality football pitches through enhanced levels of maintenance in addition to securing access to education sites.
- I** Assist clubs in securing tenure where required.
- I** Assist in club's ambitions to improve ancillary provision where deemed necessary.
- I** Reinstate provision at Ironbridge Power Station
- I** Resurface the pitch at Much Wenlock Leisure Centre as a hockey suitable surface when required.

Key recommendations for Shifnal

- I** Explore the feasibility of establishing a full size 3G pitch to benefit both football and education demand within Shifnal.
- I** Assist clubs in securing tenure where required.
- I** Assist in club's ambitions to improve ancillary provision where deemed necessary.
- I** To meet the future shortfalls, improve poor quality football pitches through enhanced levels of maintenance in addition to securing access to education sites.
- I** Ensure future demand for cricket can be met whether this is through creation of an NTP, additional wickets on site, access to secondary site with capacity or creation of new provision (Particularly for Shifnal CC).

PLACE PLAN – ALBRIGHTON

Site ID	Site	Post code	Sport	Management	Current status	Recommended actions	Partners	Site hierarchy tier	Priority	Timescales ⁶⁰	Cost ⁶¹	Aim
7	Albrighton Cricket Club	WV7 3BQ	Cricket	Sports club	One good quality square with 12 grass wickets. Square has additional capacity to accommodate demand on Sundays and Midweek. Site is owned by Albrighton CC. The Club has recently applied for funding to upgrade its changing rooms. It also has ambitions for an NTP.	Sustain quality and maximise use to accommodate future demand, particularly for juniors and women & girls. Explore the feasibility of upgrading the club's ancillary provision and creating an NTP.	Sport clubs ECB SCB LTA	Local	M	M	L	Protect Enhance
			Tennis		Two artificial courts which are floodlit and one artificial courts that is not floodlit. All courts are good quality. Provision is owned by Albrighton TC which has c147 members.	Sustain court quality and membership. If demand increases, consider the need to floodlight the artificial court.						
8	Albrighton Primary School	WV7 3QS	Football	Education	One youth 9v9 and one mini 5v5 pitch both of which are poor quality. The youth 9v9 pitch is played to capacity whereas the mini 5v5 pitch is overplayed by three match equivalent sessions. Pitches are used by Albrighton FC.	Explore securing tenure for Albrighton FC through a CUA or long term agreement. Improve pitch quality through enhanced levels of maintenance.	Education Sports club SFA FF	Local	M	S	L	Enhance
23	Beckbury Playing Fields	TF11 9DQ	Football	Beckbury Parish Council	One poor quality youth 9v9 pitch that is played to capacity.	Improve pitch quality through enhanced levels of regular maintenance.	PC SFA FF ECB SCB	Local	L	S	L	Enhance
			Cricket (disused)		A disused NTP.	No action required.						
157	Loak Road (Albrighton Football Club)	WV7 3HR	Football	Sports club	One good quality adult pitch that is overplayed by one match equivalent session. Site is owned by Albrighton FC which is in the process of applying for funding to improve the quality of ancillary provision at Loak Road. The Club has already started the process of buying the site outright and plans to improve the surrounding provision which is in need of modernisation	Sustain pitch quality through appropriate levels of maintenance. Assist the Club in finding suitable alternative provision in order to alleviate demand off its main pitch. Assist the Club in obtaining relevant funding to make improvement to onsite ancillary provision.	Sports club SFA FF	Local	M	M	L-M	Protect Enhance
229	RAF Cosford School of Physical Training	WV7 3EX	Football	MOD	Three adult pitches that are available for community use and one youth 9v9 pitch which is not available for community use. All pitches are standard quality. Adult pitches have spare capacity discounted due to unsecure tenure.	Sustain and improve quality as required based on levels of demand. Explore the feasibility of creating dedicated community access for community clubs especially regarding football and hockey suitable provision.	MOD SFA FF ECB SCB RFU EH LTA	Main site	M	L	L	Protect Enhance Provide
			Cricket (disused)		One disused NTP.							
			Rugby union		Two poor quality senior pitches (M0/D1) that are not available for community use							

⁶⁰ (S) -Short (1-2 years); (M) - Medium (3-5 years); (L) - Long (6+ years)

⁶¹ (L) -Low - less than £50k; (M) -Medium - £50k-£250k; (H) -High £250k and above

**SHROPSHIRE COUNCIL
STRATEGY & ACTION PLAN**

Site ID	Site	Post code	Sport	Management	Current status	Recommended actions	Partners	Site hierarchy tier	Priority	Timescales ⁶⁰	Cost ⁶¹	Aim
			Hockey (AGP)		Two full size hockey suitable AGPs and one small size AGP all of which are floodlit however only one full size pitch is available for community use.							
			Tennis		Four macadam courts that are not floodlit nor available for community use.							
342	Albrighton Bowling Club	WV7 3HR	Bowls	Sports club	One good quality bowling green owned by Albrighton BC. The Club has c48 members and aspires to improve ancillary facilities.	Sustain quality and maximise membership in order to create sustainability. Assist the Club in improving ancillary provision.	Sports club BCGBA	Local	M	M	L	Protect Enhance
362	Birchfield School	WV7 3AF	Cricket	Education	Three good quality cricket squares that are not available for community use.	Sustain and improve quality as required to meet curricular and extracurricular demand.	Education ECB SCB EH LTA	Local	L	L	L	Protect
			Hockey (AGP)	One small size hockey suitable AGP which is floodlight but not available for community use.								
			Tennis	Three artificial courts that are not available for community use.								
382	Worthington Drive (Albrighton)	WV7 3EW	Football (lapsed)	Private	There is one lapsed adult pitch located on Worthington Drive (Albrighton). It is unknown when the pitch was last actively used, however, satellite imagery indicates it was last formally marked circa 2000. The land appears to be owned by Severn Trent Water.	Find and contact the owner of the site with the aspirations to provide Albrighton FC long term tenure. Then assist the club in reinstating football provision on the site in order to alleviate overplay off its main site.	Private Sports club SFA FF	Local	H	M	L-M	Provide

PLACE PLAN – BRIDGNORTH

Site ID	Site	Post code	Sport	Management	Current status	Recommended actions	Partners	Site hierarchy tier	Priority	Timescales ⁶²	Cost ⁶³	Aim
6	AFC Bridgnorth	WV16 4HS	Football	Sports club	One poor quality adult pitch that is played to capacity. Site is suitable for Step pyramid football. Ancillary facilities need modernising.	Improve pitch quality through enhanced levels of regular maintenance. Ensure facilities are suitable for relevant Step football requirements. Explore the feasibility of improving ancillary facilities.	Sports club SFA FF	Local	M	M	L-M	Enhance
10	Alveley Recreation Ground	WV15 6JW	Football	Community organisation	One adult and youth 9v9 pitch that have spare capacity discounted due to poor quality.	Improve pitch quality through enhanced levels of regular maintenance.	Community organisation Sports club SFA FF ECB SCB LTA	Main site	M	S-M	L	Protect Provide
			Cricket		One standard quality square with eight grass wickets. Provision is currently unused due to the relocation of Alveley CC.	Utilise actual spare capacity to accommodate future demand from Alveley CC / Bridgnorth CC and alleviate overplay from Alveley Cricket Club – Four Oaks Ground and Bridgnorth Bowls, Cricket & Hockey Club.						
			Tennis		Three good quality macadam courts that are floodlit. Courts are used by Alveley TC which has c44 members.	Sustain court quality and maximise membership to help sustain the future of the Club.						

⁶² (S) -Short (1-2 years); (M) - Medium (3-5 years); (L) - Long (6+ years)

⁶³ (L) -Low - less than £50k; (M) -Medium - £50k-£250k; (H) -High £250k and above

**SHROPSHIRE COUNCIL
STRATEGY & ACTION PLAN**

Site ID	Site	Post code	Sport	Management	Current status	Recommended actions	Partners	Site hierarchy tier	Priority	Timescales ⁶²	Cost ⁶³	Aim
40	Bridgnorth Bowls, Cricket & Hockey Club	WV16 4LB	Cricket	Private	One good quality square with ten grass wickets. Square is overplayed by 17 match equivalent sessions. Bridgnorth CC lease from the Apley Estates ends in 2021 and needs to be renewed.	Sustain square quality through appropriate levels of maintenance. Explore options to alleviate overplay including the creation of new provision. Ensure the Club renews its lease in due course. A need to look at a second site. One has been bequeathed to the club but awaiting details of agreement	Private Sports clubs ECB SCB BCGBA	Local	H	S	L	Protect Provide
			Bowls		One good quality bowling green leased to Bridgnorth BC until 2021. The Club has c116 members.	Sustain quality and maximise membership in order to create sustainability. Ensure the Club renews its lease in due course.						
41	Bridgnorth Endowed School/Leisure Centre	WV16 4ER	Hockey (AGP)	Education	A full size poor quality hockey suitable AGP that is used by Bridgnorth HC. Pitch was built in 2008.	As priority ensure the pitch is refurbished as a hockey suitable surface. Examine all options to finance the resurfacing of the pitch. Ensure hockey demand is prioritised and secured on the site from Bridgnorth HC due to limitations in other suitable provision. Ensure a sinking fund is in place after pitch refurbishment.	Education Sports club EH LTA EN	Local	H	S-M	H	Enhance
			Tennis		Nine poor quality macadam courts that are not floodlit however are available for community use.	Improve court quality as required to meet curricular and extracurricular demand.						
			Netball		Eight poor quality macadam courts that are not floodlit however are available for community use.	Improve court quality as required to meet curricular and extracurricular demand.						
42	Bridgnorth Lawn Tennis Club	WV16 4LB	Tennis	Sports club	Four artificial courts two of which are good quality and two of which are standard quality. Courts are floodlit and used by Bridgnorth TC which has c443 members.	Sustain and improve court quality when required in order to retain levels of demand.	Sports club LTA	Local	L	L	L	Protect
50	Brown Clee Football Club	WV16 6RP	Football	Private	One adult pitch that has spare capacity discounted due to poor quality. Site is not accompanied by ancillary facilities. Tenure is unsecure.	Improve pitch quality through enhanced levels of regular maintenance. Look to provide community users security of tenure.	Private Sports club SFA FF	Local	L	S	L	Enhance
53	Burwarton Cricket Club	WV16 6QG	Cricket	Unknown	One good quality square with eight grass wickets. Spare capacity discounted due to unsecure tenure. Site is accompanied by poor quality ancillary provision. Site is used by unaffiliated club Burwarton CC.	Sustain square quality through appropriate levels of maintenance. Examine securing tenure on the site in order to create actual spare capacity. If tenure can be secured look to use spare capacity to alleviate overplayed sites.	Sports club ECB SCB	Local	L	S	L	Protect

Site ID	Site	Post code	Sport	Management	Current status	Recommended actions	Partners	Site hierarchy tier	Priority	Timescales ⁶²	Cost ⁶³	Aim
55	Bylet Bowling Club	WV15 6BA	Bowls	Sports club	Two standard quality bowling greens leased to Bylet BC. The Club has c80 members. The site is located on a Flood zone.	Explore opportunities to make improvements in order to sustain membership levels. Ensure the sports club has access to relevant flood relief funds when required. Ensure sports club is prepared for the potential effects of flooding.	Sports club BCGBA	Local	L	L	L	Protect
72	Claverley CE Primary School	WV5 7DX	Football	Claverly PC / Education	One standard quality 11v11 pitch that has actual spare capacity of one match equivalent sessions.	Sustain pitch quality through appropriate levels of maintenance. Utilise actual spare capacity to alleviate identified shortfalls or to accommodate future demand.	Claverly PC / Education SFA FF	Local	L	L	L	Protect
73	Claverley Tennis Club	WV5 7DS	Tennis	Trust	Two good quality macadam courts that are floodlit. Site is used by Claverley TC that has c218 members.	Sustain court quality through appropriate levels of maintenance. Ensure the site has the capacity to accommodate future demand from the Club.	Trust Sports club LTA	Local	L	L	L	Protect
102	Crown Meadow	WV16 4HS	Football	Bridgnorth Town Council	One adult and one mini 7v7 pitch both of which are poor quality. Spare capacity on the adult pitch is discounted due to quality whereas the mini 7v7 pitch is overplayed by 0.5 match equivalent sessions.	Improve pitch quality through enhanced levels of regular maintenance.	TC SFA FF	Local	M	S	L	Enhance
104	Davenport Park	WV15 5JZ	Cricket	Sports club Private	One good quality square with 15 grass wickets and an NTP. Square has capacity to accommodate midweek demand. Site is leased to Worfield CC by the Davenport Estate.	Sustain square quality through appropriate levels of maintenance.	Sports clubs Private ECB SCB BCGBA LTA	Main site	M	M	L	Protect Enhance
			Bowls		One standard quality bowling green used by Worfield BC. The Club is negotiating a lease with the Davenport Estate. It has c60 members.	Explore opportunities to make improvements in order to sustain membership levels. Assist the Club in obtaining security of tenure.						
			Tennis		Two good quality courts with floodlights. Courts are used by Worfield TC that has c207 members. The Club reports the floodlights need refurbishing.	Sustain court quality through appropriate levels of maintenance. Ensure the site has the capacity to accommodate future demand from the Club. Explore the feasibility of refurbishing the floodlights.						
109	Edgar Davies Ground (Bridgnorth RFC)	WV15 5AD	Rugby union	Sports club	One good quality (M2/D1) senior pitch that is played to capacity at peak time. Pitch is not floodlit and is located on a Flood zone. The site is owned by Bridgnorth RFC that has ambitions to build a clubhouse on the site. Planning permission for anew clubhouse has been granted and work has started.	Sustain pitch quality through appropriate maintenance. Assist the Club in creating a clubhouse on site which takes into consideration the site being located on a flood zone. Ensure the sports club has access to relevant flood relief funds when required. Ensure sports club is prepared for the potential effects of flooding.	Sports club RFU Council	Local	H	M	M-H	Protect Provide

Site ID	Site	Post code	Sport	Management	Current status	Recommended actions	Partners	Site hierarchy tier	Priority	Timescales ⁶²	Cost ⁶³	Aim
116	Friars Playing Fields (Unattached Playing Fields)	WV16 4SQ	Football	Education	Six adult, one youth 11v11, one youth 9v9 and one mini 7v7 pitch all of which are poor quality. The youth 9v9 pitch is played to capacity whereas all remaining pitches have spare capacity discounted due to quality. Site is located on a flood zone and used by Bridgnorth Town Juniors FC. No onsite ancillary provision.	Improve pitch quality through enhanced levels of maintenance. Explore securing tenure for Bridgnorth Town Juniors FC through a CUA. Ensure the School has access to relevant flood relief funds when required. Ensure School is prepared for the potential effects of flooding.	Education Sports club SFA FF ECB SCB RFU	Local	M	S	L-M	Protect Enhance
			Cricket		One standalone NTP.	No action required.						
			Rugby union		One poor quality (M0/D0) senior pitch that is available for community use but is unused.	Improve pitch quality as required to meet curricular and extracurricular demand. Explore the feasibility of increasing community use through a community use agreement.						
206	Oldbury Wells School	WV16 5JD	Football / 3G	Education	Three youth 11v11, one youth 9v9, one mini 7v7 and two min 5v5 pitch all of which are poor quality. The mini 5v5 pitches are played to capacity at peak time whereas all remaining pitches are played to capacity. Pitches are used by AFC Bridgnorth Spartans FC. There are no ancillary facilities on site.	Improve pitch quality through enhanced levels of regular maintenance. Assist AFC Bridgnorth Spartans FC in obtaining security of tenure onsite and develop suitable ancillary facilities.	Education Sports club SFA FF ECB SCB RFU LTA EN	Main site	H	M-L	H	Protect Enhance Provide
			Cricket		One standard quality square with two grass wickets that is not available for community use.	Sustain quality and retain as current use.						
			Rugby union		One poor quality (M0/D0) senior pitch that is available for community use but is unused.	Improve pitch quality, as appropriate, to better accommodate curricular and extracurricular demand. Explore options for community use of the pitch.						
			Tennis		Four community available poor quality macadam courts that are not floodlit.	Improve court quality, as appropriate, to better accommodate curricular and extracurricular demand.						
			Netball		Two community available poor quality macadam courts that are not floodlit.	Improve court quality, as appropriate, to better accommodate curricular and extracurricular demand.						
237	Sandford Park (Claverly Cricket Club)	WV5 7AF	Cricket	Private	One good quality square that has 12 grass wickets. The square has no capacity to accommodate future demand. Site is used by Claverly CC which only rents the site. Site is also accompanied by poor quality ancillary facilities.	Sustain square quality through appropriate levels of maintenance. Assist the Club in securing tenure on the site. In priority order, assist the Club in actualising future demand whether this is through creation of an NTP, additional wickets on site, access to secondary site with capacity or creation of new provision. After tenure has been secured explore the feasibility of improving ancillary facilities quality.	Private Sports club ECB SCB	Local	M	S	L	Protect Enhance

Site ID	Site	Post code	Sport	Management	Current status	Recommended actions	Partners	Site hierarchy tier	Priority	Timescales ⁶²	Cost ⁶³	Aim
239	Severn Park	WV15 5AG	Rugby union	Sports club	Two good quality senior pitches (M2/D1) which are overplayed by two match equivalent sessions. Site is located on a Flood zone. Pitches are floodlit and leased to Bridgnorth RFC for competitive and training demand,	Sustain pitch quality through appropriate levels of maintenance. As pitch drainage cannot be improved due to being located on a flood zone explore options to alleviate overplay such as transferal demand off the site. Ensure the sports club has access to relevant flood relief funds when required. Ensure sports club is prepared for the potential effects of flooding.	Sports club RFU	Local	M	S-M	L	Protect
296	The Quatt Oval	WV15 6QW	Cricket	Sports club	Two good quality squares with seven and ten grass wickets, respectively. The small square is accompanied by an NTP. ON square is marginally overplayed. Site is leased to Quatt CC that has aspirations to refurbish on site practice nets.	Sustain square quality with appropriate levels of maintenance. Explore the feasibility of refurbishing on site practice facilities. In priority order, assist the Club in actualising future demand whether this is through creation additional wickets on site, access to secondary site with capacity or creation of new provision.	Sports club ECB SCB	Local	L	L	L	Protect
351	Squirrel Bowling Green	WV15 6LW	Bowls	Private	One good quality bowling green rented by Squirrel BC. Ancillary facilities are poor quality. The site is a nominated Asset of Community Value expiring in 18/10/21. The Club has c66 members.	Sustain quality and maximise membership in order to create sustainability. Assist the Club in improving ancillary provision.	Private Sports club BCGBA	Local	L	M	L	Protect Enhance
352	Stockton Bowling Green	TF11 9EE	Bowls	Unknown	One standard quality bowling green used by Stockton BC. Membership unknown.	Explore opportunities to make improvements in order to sustain membership levels.	Sports club BCGBA	Local	M	M	L	Protect Enhance
358	Swancote Energy Park	WV15 5HB	Rugby union	Private	Two senior, one junior and six mini pitches all of which are good quality (M2/D1) and have spare capacity discounted due to unsecure tenure. Pitches are rented by Bridgnorth RFC.	Sustain pitch quality through appropriate levels of maintenance. Assist the Club in securing long term tenure on the site in order to alleviate overplayed from Severn Park and accommodate future demand.	Private Sport club RFU	Local	H	S	L	Protect
360	Alveley Cricket Club - Four Oaks Ground	WV15 6LR	Cricket	Sports club	One standard quality square with eight grass wickets. Square is overplayed by eight match equivalent sessions. There is no capacity onsite to accommodate future demand.	Improve square quality through an enhanced maintenance regime. Utilise spare capacity at Alverely Recreation Ground in order to actualised future demand.	Sports club ECB SCB	Local	L	S	L	Enhance

PLACE PLAN – BROSELEY

Site ID	Site	Post code	Sport	Management	Current status	Recommended actions	Partners	Site hierarchy tier	Priority	Timescales ⁶⁴	Cost ⁶⁵	Aim
16	Barrow 1618 CE Free School	TF12 5BW	Football	Education	One poor quality youth 9v9 pitch that is available for community use. Spare capacity discounted due to unsecure tenure. No onsite ancillary provision	Improve pitch quality through enhanced levels of regular maintenance. Examining securing tenure for community users through a CUA.	Education SFA FF	Local	L	S	L	Protect Enhance
17	Barrow Park	TF12 5BW	Cricket	Private	One good quality square with eight grass wickets. Square has no capacity to accommodate future demand. Provision is rented by Willey CC which is in the process of improving ancillary provision.	Sustain square quality through appropriate levels of maintenance. Explore the feasibility of assisting Willey CC in securing long term tenure on the site and improving ancillary facility quality. SCB have supported the club in enhancing their pavilion provision due to introduction of Women & Girls cricket.	Private Sports club ECB SCB	Local	M	M	L	Protect Enhance
30	Birchmeadow Playing Fields	TF12 5NS	Football	Council	One adult and one youth 11v11 pitch booth of which are standard quality. The adult pitch has actual spare capacity of one match equivalent sessions whereas the youth 11v11 pitch is overplayed by 0.5 match equivalent sessions.	Sustain pitch quality through appropriate levels of maintenance. Examine pitch reconfiguration in order to utilise spare capacity and alleviate overplay.	Council SFA FF	Local	L	S	L	Protect
46	Broseley C of E Primary School	TF12 5LW	Football /3G	Education	One poor quality mini 7v7 pitch that is overplayed by 0.5 match equivalent sessions. In addition, there is a small size 3G pitch on site. Pitches are used by Broseley Youth Sports FC.	Improve grass pitch quality through an enhanced maintenance regime Examining securing tenure for community users through a CUA. Sustain 3G pitch quality and retain as current use. Ensure there is a sinking fund in place for 3G provision.	Education Sports club SFA FF	Local	L	S	L	Protect Enhance
47	Broseley CC	TF12 5PX	Cricket	Sports club	One standard quality square with seven grass wickets and an NTP. Provision is owned by Broseley CC. The Club has ambitions to create fixed bay practice nets.	Improve square quality through enhanced levels of dedicated maintenance. Explore the feasibility of creating fixed bay practice nets.	Sports club ECB SCB	Local	L	S-M	L	Protect Provide
48	Broseley Tennis Club	TF12 5LX	Tennis	Sports club	Three good quality macadam floodlit tennis courts which are owned by Broseley TC. The Club has c275 members.	Sustain court quality in order to maintain membership levels. Ensure the Club has suitable provision to accommodate future demand.	Sports club LTA	Local	L	L	L	Protect
142	John Wilkinson Primary School	TF12 5AN	Football	Education	One poor quality mini 5v5 pitch that has spare capacity discounted due to unsecure tenure. Pitch is used by Broseley Youth Sports FC.	Improve grass pitch quality through an enhanced maintenance regime Examining securing tenure for community users through a CUA.	Education Sports club SFA FF	Local	L	S	L	Protect Enhance
330	Broseley Social Club	TF12 5HL	Bowls	Sports club	One good quality bowling green owned by Broseley BC. Membership is c48.	Sustain quality and maximise membership in order to create sustainability.	Sports club BCGBA	Local	L	L	L	Protect

⁶⁴ (S) -Short (1-2 years); (M) - Medium (3-5 years); (L) - Long (6+ years)

⁶⁵ (L) -Low - less than £50k; (M) -Medium - £50k-£250k; (H) -High £250k and above

PLACE PLAN – HIGHLEY

Site ID	Site	Post code	Sport	Management	Current status	Recommended actions	Partners	Site hierarchy tier	Priority	Timescales ⁶⁶	Cost ⁶⁷	Aim
61	Chelmarsh Sports & Social Club	WV16 6BA	Cricket	Sports club	One good quality square with six grass wickets. Square has spare capacity. Provision is leased to Chelmarsh CC which reports onsite ancillary facilities to be poor quality. The Club also has ambitions for practice nets.	Sustain provision quality through appropriate levels of maintenance in order to retain current participation levels. Assist the clubs in collectively improving onsite ancillary facilities. Explore the feasibility of creating practice nets. Impact of the planned holiday lets adjacent to the ground will create issues with ball strike.	Sports club ECB SCB BCGBA	Local	M	S-M	L-M	Protect Enhance Provide
			Bowls		One good quality bowling green owned by Chelmarsh BC. The Club has aspirations to improve ancillary facilities and has c41 members.							
131	Highley Primary School	WV16 6EH	Football	Education	One poor quality mini 7v7 pitch that has spare capacity discounted due to unsecure tenure. Pitch is used by Highley Miner Welfare Juniors FC.	Improve grass pitch quality through an enhanced maintenance regime Examining securing tenure for community users through a CUA.	Education Sports club SFA FF	Local	L	S	L	Protect Enhance
132	Highley Rugby Club	WV16 6EU	Football	Council	One youth 11v11 and one mini 5v5 pitch both of which are poor quality.	Improve pitch quality through enhanced levels of regular maintenance.	Council SFA FF	Local	L	S	L	Enhance
238	Severn Centre (Highley Cricket Club)	WV16 6JG	Football	Trust	One adult and one youth 9v9 pitch both of which are poor quality.	Improve pitch quality through enhanced levels of regular maintenance.	Trust SFA FF ECB SCB BCGBA LTA	Main site	M	S-M	L-M	Protect Enhance Provide
			Cricket		One standard quality square with eight grass wickets. Square has no capacity to accommodate future demand due to unsecure tenure. Provision is used by Highley CC.	Improve square quality through enhanced levels of regular maintenance. Explore the option of securing long term tenure for Highley CC.						
			Bowls		One standard quality bowling green rented by Highley Miners Welfare BC. Membership is unknown.	Explore opportunities to make improvements in order to sustain membership levels.						
			Tennis		Three standard quality macadam courts which are floodlit and available for community use.	Improve court quality when required and maintain as current use.						

⁶⁶ (S) -Short (1-2 years); (M) - Medium (3-5 years); (L) - Long (6+ years)

⁶⁷ (L) -Low - less than £50k; (M) -Medium - £50k-£250k; (H) -High £250k and above

PLACE PLAN – MUCH WENLOCK

Site ID	Site	Post code	Sport	Management	Current status	Recommended actions	Partners	Site hierarchy tier	Priority	Timescales ⁶⁸	Cost ⁶⁹	Aim
97	Cressage Playing Field (Sheinton Rd)	SY5 6DH	Football	Cressage, Harley & Sheinton Parish Council	One poor quality adult pitch that is currently unused. Site is also accompanied by poor quality ancillary facilities.	Improve pitch quality through enhanced levels of regular maintenance and look to reconfigure pitch type to alleviate identified shortfalls. Explore the feasibility of assisting the Parish council in improving onsite ancillary provision.	PS SFA FF	Local	L	S-M	L	Enhance
117	Gaskell Recreation Ground (Much Wenlock Cricket & Bowls Club)	TF13 6NB	Cricket	Much Wenlock Town Council	One good quality square with seven grass wickets and an NTP. Square has no capacity to accommodate further demand. Onsite ancillary provision is poor quality.	Sustain square quality through appropriate levels of maintenance. Explore the feasibility in improving onsite ancillary facilities.	TC Sports clubs ECB SCB BCGBA	Local	M	S	L	Protect Enhance
			Bowls		One standard quality bowling green rented by Much Wenlock BC. The Club has aspirations to create a shelter for spectators and has c36 members.	Explore opportunities to make improvements in order to sustain membership levels. Assist the Club in improving ancillary provision.						
193	Much Wenlock Leisure Centre (William Brookes School)	TF13 6NB	Football	Education	One youth 9v9 pitch that has spare capacity discounted due to poor quality.	Improve pitch quality through an enhanced maintenance regime.	Education Council SFA FF EH LTA EN	Main site	H	S-M	L-H	Protect Enhance
			Hockey (AGP)		One standard quality full size hockey suitable AGP which is not floodlit. Pitch was created in 2010. Pitch is used by Ludlow HC.	Monitor pitch quality based on surface age and resurface as a hockey suitable surface when deemed necessary. Protect Ludlow HC usage. Explore the feasibility of installing floodlights.						
			Tennis		Four good quality macadam courts which are available for community use and are floodlit.	Sustain court quality through appropriate levels of maintenance and seek to increase community use.						
			Netball		Four good quality macadam courts which are available for community use and are floodlit.							
194	Much Wenlock Primary School	TF13 6JG	Football	Education	One poor quality mini 7v7 pitch that has spare capacity discounted due to unsecure tenure. Pitch is used by Wenlock Warriors FC.	Improve grass pitch quality through an enhanced maintenance regime Examining securing tenure for community users through a CUA.	Education Sports club SFA FF	Local	L	S	L	Protect Enhance

⁶⁸ (S) -Short (1-2 years); (M) - Medium (3-5 years); (L) - Long (6+ years)

⁶⁹ (L) -Low - less than £50k; (M) -Medium - £50k-£250k; (H) -High £250k and above

**SHROPSHIRE COUNCIL
STRATEGY & ACTION PLAN**

Site ID	Site	Post code	Sport	Management	Current status	Recommended actions	Partners	Site hierarchy tier	Priority	Timescales ⁶⁸	Cost ⁶⁹	Aim
356	Ironbridge Power Station	TF8 7BL	Football (disused) Cricket (disused)	Private	The site currently has a disused sports field that previously hosted two adult football pitches and a five wicket grass cricket square in addition to a poor quality clubhouse. The Haworth Group reports this area is proposed to be retained as part of the above mentioned masterplan. The site is also located on a flood zone.	Population growth from housing developments at the Ironbridge Power Station indicates there is a need for a youth football pitch. In order to meet this demand, it is recommended that the disused sports field is brought back into use. Not only should the previous football pitches be reinstated, but also the cricket provision and ancillary provision on the site. This is due to there being substantial levels of demand from both Shropshire and Telford & Wrekin for such provision in addition to a lack of capacity in Much Wenlock. Consideration should be taken regarding the site's location on a flood zone.	Private Council SFA FF ECB SCB	Main site	M-H	S-L	M-H	Provide

PLACE PLAN – SHIFNAL

Site ID	Site	Post code	Sport	Management	Current status	Recommended actions	Partners	Site hierarchy tier	Priority	Timescales ⁷⁰	Cost ⁷¹	Aim
129	Houghton Hall Health Club	TF11 8HG	Tennis	Private	One macadam court that is not floodlit nor available for community use.	Retain as current use.	Private LTA	Local	L	L	L	Protect
140	Idsall Sports Centre	TF11 8PD	Football / 3G	Council	Three adult, two youth 9v9 and one mini 7v7 pitch all of which are standard quality. Adult pitches are overplayed by 1.5 match equivalent sessions, youth 9v9 pitches are played to capacity and the mini 7v7 pitches are played to capacity at peak time. Site has been identified for a potential full size 3G pitch with Shifnal Town FC as an anchor club. This would come as a second stage of development after the club's ancillary facilities are improved, in addition, an exact location for such provision has not been decided.	Improve pitch quality through enhanced levels of regular maintenance. Explore the feasibility of providing a full size floodlit 3G pitch on the site to accommodate curricular, extracurricular demand and demand from Shifnal Town FC. The location and operator of the provision would need to be examined in greater detail as part of a phased development approach on the site.	Council Education Sports club SFA FF ECB SCB RFU LTA EN	Hub site	H	S-L	H	Protect Provide Enhance
			Cricket		One standalone NTP.	Retain as current use.						
			Rugby union		One senior pitch which has spare capacity discounted due to being poor quality (M0/D1). Pitch used by Shifnal Saxons RFC.	Improve pitch quality as required to meet school and community club demand. Provide Shifnal Saxons RFC with a long term agreement for the pitch to give the Club security of tenure.						
			Tennis		Five standard quality artificial courts, three poor quality macadam and two poor quality mini macadam courts all of which are floodlit. Courts are used by Shifnal TC which has c445 members.	Improve court quality to better accommodate levels of tennis demand onsite.						
			Netball		Six standard quality artificial courts that are floodlit and available for community use. Despite being assessed as standard quality, the artificial courts at Idsall Sports Centre are reported to be in need of	Improve court quality to better accommodate levels of netball demand onsite.						

⁷⁰ (S) -Short (1-2 years); (M) - Medium (3-5 years); (L) - Long (6+ years)

⁷¹ (L) -Low - less than £50k; (M) -Medium - £50k-£250k; (H) -High £250k and above

Site ID	Site	Post code	Sport	Management	Current status	Recommended actions	Partners	Site hierarchy tier	Priority	Timescales ⁷⁰	Cost ⁷¹	Aim
153	Lilleshall National Sports & Conferencing Centre	TF10 9AT	Football	Commercial	Eight good quality adult pitches that have spare capacity discounted due to unsecure tenure.	Sustain quality and retain as current use. Explore formalising regular secured community use. Explore the creation of dedicated outdoor netball courts.	Commercial SFA FF RFU EH EB	Main site	M	S-M	M	Protect Provide
			Rugby union		One good quality (M2/D1) senior pitch which is considered played to capacity.							
			Hockey (AGP)		Two good quality water based hockey suitable AGPs. Pitches are used for elite levels of hockey and ad hoc community use.							
			Bowls (Flat)		On standard quality flat bowling green.							
			Netball		England Netball states that there is a need for outdoor netball courts to be provided at Lilleshall National Sports & Conferencing Centre in order to increase participation. The Lilleshall Winter Netball League and Back to Netball sessions are based on indoor courts at the site. A community use consultation group has already been formed to help progress this.							
224	Priorslee Road	TF11 8HD	Cricket	Sports club	One good quality square with 13 grass wickets and an NTP. Square has capacity both on Sundays and Midweek, Site is owned by Shifnal CC which has aspirations to improve its training facilities.	Sustain quality and maximise use to accommodate future demand, particularly for juniors, women's and girls' cricket. Explore the feasibility of improving training provision and creating an additional cricket square onsite or in the locality for future growth.	Sports club ECB SCB BCGBA LTA	Main site	M	S	L-M	Protect Provide Enhance
			Bowls		One standard quality bowling green leased to Shifnal BC from Shifnal CC. The club has c87 members.							
			Tennis		Three good quality macadam courts that are floodlit. Courts are leased to Shifnal TC from Shifnal CC. The Club has C445 members.							
244	Shifnal Primary School	TF11 8EJ	Football (3G)	Education	One small size 3G (32x15) which is not floodlit but us available for community use.	Sustain quality and retain as current use. Ensure there is a sinking fund in place.	Education SFA FF	Local	L	L	L	Protect
245	Shifnal Town FC (The Acoustafam Stadium)	TF11 8PD	Football / 3G	Sports club	One good quality Step football pitch accompanied by poor quality ancillary facilities. Site has been identified for a potential full size 3G pitch with Shifnal Town FC as an anchor club. This would come as a second stage of development after the clubs ancillary facilities are improved, in addition, an exact location for such provision has not been decided.	Sustain pitch quality through appropriate levels of maintenance. Assist the Club in improving the quality of onsite ancillary facility. Explore the feasibility of providing a full size floodlit 3G pitch on the site to accommodate curricular, extracurricular demand and demand from Shifnal Town FC. The location and operator of the provision would need to be examined in greater detail as part of a phased development approach on the site.	Sports club Council Education SFA FF	Hub site	H	S-L	H	Protect Provide Enhance
317	Wheatfield Drive Recreation Ground	TF11 8HL	Football	Shifnal Town Council	Two poor quality mini 5v5 pitches that are played to capacity at peak time. Pitches are used by Shifnal Town FC.	Improve poor quality pitches with an enhanced maintenance regime.	TC SFA FF	Local	M	S	L	Enhance

SHROPSHIRE COUNCIL STRATEGY & ACTION PLAN

SOUTH WEST ANALYSIS AREA

Sport	Analysis area	Current demand (2020)		Future demand (2038)
		Pitch type	Current capacity total in MES ⁽¹⁾	Future capacity total in MES
Football (grass pitches)	South West	Adult	Spare capacity of 1.5	Spare capacity of 1
		Youth 11v11	At capacity	Shortfall of 1
		Youth 9v9	At capacity	Shortfall of 2.5
		Mini 7v7	At capacity	At capacity
		Mini 5v5	At capacity	At capacity
	Shropshire	Adult	Spare capacity of 5	Spare capacity of 0.5
		Youth 11v11	Shortfall of 0.5	Shortfall of 5
		Youth 9v9	Spare capacity of 1.5	Shortfall of 4.5
		Mini 7v7	Spare capacity of 0.5	Spare capacity of 0.5
		Mini 5v5	Spare capacity of 1.5	Shortfall of 6
Football I (3G pitches)	South West	Full size, floodlit	Shortfall of 0.5 full sized 3G pitch for team training	Shortfall of 0.5 full sized 3G pitch for team training
Cricket	South West	Saturday	Spare capacity of 22	Spare capacity of 22
		Sunday	Spare capacity of 33	Spare capacity of 33
		Midweek	Spare capacity of 36	Spare capacity of 32
	Shropshire	Saturday	Shortfall of 29	Shortfall of 139
		Sunday	Spare capacity of 92	Shortfall of 18
		Midweek	Spare capacity of 147	Spare capacity of 47
Rugby union	South West	Senior	Shortfall of 0.5	Shortfall of 0.5
	Shropshire	Senior	Shortfall of 13.5	Shortfall of 21.75
Hockey (sand AGPs)	Shropshire	Full size, floodlit	There is a need to improve pitch quality and create a pitch to return exported demand.	There is a need to improve pitch quality and create a pitch to return exported demand.
Tennis	Shropshire	Courts	Adequate provision	Adequate provision
Bowls	Shropshire	Greens	Adequate provision	Adequate provision
Netball	Shropshire	Courts	Adequate provision	Adequate provision
Other sports	Shropshire	Pitches	Adequate provision	Adequate provision

Key recommendations for Bishop's Castle

- To meet future shortfalls, improve poor quality football pitches through enhanced levels of maintenance.
- Secure use for Bishops Castle Town FC at Community College Bishops Castle and develop the site to the required standards, including seeking funding for a clubhouse.
- Address rugby shortfalls through increasing pitch quality to address overplay.
- Sustain cricket quality and maximise use to accommodate future demand.

⁽¹⁾ MES – match equivalent sessions per week (per season for cricket)

Key recommendations for Church Stretton

- Improve poor quality football pitches through enhanced levels of maintenance to address overplay and create future spare capacity.
- Improve quality of rugby pitches and secure community use for Church Stretton RFC at Church Stretton School.
- Sustain cricket quality and maximise use to accommodate future demand.

Key recommendations for Craven Arms

- Improve poor quality football pitches through enhanced levels of maintenance to address overplay and create future spare capacity.
- Secure use of Millichope Park for Corvedale CC.

PLACE PLAN – BISHOP’S CASTLE

Site ID	Site	Post code	Sport	Management	Current status	Recommended actions	Partners	Site hierarchy tier	Priority	Timescales ⁷²	Cost ⁷³	Aim
24	Bedstone College	SY7 0BG	Football	Education	One good quality youth 9v9 pitch which is unavailable for community use.	Although there are some shortfalls in the area, there is no local demand for community use to be established at the site. Therefore, the site should be protected for education use and improved as required.	College	Local	L	M	L	Protect Enhance
			Cricket		One good quality grass cricket square with five wickets which is unavailable for community use.							
			Rugby union		Two adult and one mini pitch which are unavailable for community use.							
			Hockey (AGP)		One small size sand filled AGP which is unavailable for community use.							
			Tennis		Two poor quality macadam tennis courts which are unavailable for community. Also overmarked with netball.							
32	Bishop Castle & Onny Valley Rugby Club	SY9 5BX	Rugby union	Sports club	One poor quality floodlit senior pitch overplayed by 0.5 match equivalent sessions.	To alleviate overplay, improve pitch maintenance by one increment. Any further improvements to pitch quality through either maintenance or drainage enhancement would create spare capacity.	Sports club RFU	Local	M	M	L	Protect Enhance
33	Bishops Castle Tennis Club	SY9 5DW	Tennis	Sports club	One artificial and two macadam (floodlit) courts, all good quality. Club membership c170.	Sustain court quality and membership. If demand increases, consider the need to floodlight the artificial court.	Sports club LTA	Local	L	M	L	Protect
59	Castle Hotel Bowls Club	SY9 5BU	Bowls	Sports Club	One standard quality bowling green. Club has c33 members.	Explore opportunities to make improvements in order to sustain membership levels.	Sports club BCGBA	Local	M	M	L	Protect Enhance
81	Clun Bowling Green	SY7 8JT	Bowls	English Heritage	One poor quality bowling green which is rented to the Club from English Heritage. Club has c30 members. Minor improvements to sheds and other storage facilities.	Improve green quality through an enhanced maintenance regime. Assist the Club in improving ancillary provision.	Sports club BCGBA	Local	M	M	L	Protect Enhance

⁷² (S) -Short (1-2 years); (M) - Medium (3-5 years); (L) - Long (6+ years)

⁷³ (L) -Low - less than £50k; (M) -Medium - £50k-£250k; (H) -High £250k and above

Site ID	Site	Post code	Sport	Management	Current status	Recommended actions	Partners	Site hierarchy tier	Priority	Timescales ⁷²	Cost ⁷³	Aim
86	Community College Bishops Castle	SY9 5AY	Football	Education / Sports club	One good quality adult pitch, one poor youth 9v9 pitch and two mini pitches standard quality. All pitches have some actual spare capacity. Bishops Castle Town FC has plans to create a purpose built clubhouse at the site to allow progression to Tier 4. It has been granted planning permission on a compliant design and will be applying for funding once security of tenure has been obtained (in progress).	As a priority ensure long term security of tenure put into place to allow progression of applications for funding to provide clubhouse. Improve pitch quality to accommodate future demand for youth provision.	Sports club FAW, FF College	Main site	H	S-M	H	Protect Enhance Provide
			Football (3G)		One small 3G pitch (46 x 28).				Retain and improve as required.			
			Rugby union		One poor quality pitch which is unused for community use.	Retain for school use and improve quality as required. Explore options for community use of the pitch.	College	L	L	L		
			Tennis Netball		Two poor quality macadam courts unused for community use. Overmarked with netball.	Retain for school use and improve quality as required.	College	L	L	L		
197	Newcastle Village Football Pitch	SY7 8QW	Football	Community organisation	One adult pitch which is poor quality. No changing on site.	Improve quality as required and explore opportunity to increase provision at the site if demand exists in the future.	FF, SFA	Local	L	M	L	Enhance
198	Newcastle Village Hall (Mill Road)	SY7 8QW	Bowls	Community organisation	One good quality bowling green. Rented from The Community Centre Committee. Club has c20 members.	Sustain quality and maximise membership in order to create sustainability.	Sports club BCGBA	Local	M	S	L	Protect
290	The Manor Ground (Bishops Castle Cricket Club)	SY9 5HA	Cricket	Sports club	One good quality square with eight wickets. Actual spare capacity of 15 match sessions per season. Club has 13 years remaining on lease for the site.	Sustain quality and maximise use to accommodate future demand, particularly for juniors.	Sports Club ECB, SCB	Local	L	L	L	Protect
343	Chirbury Bowling Club	SY15 6BN	Bowls	Unknown	One standard quality bowling green.	Explore opportunities to make improvements in order to sustain membership levels.	Sports club BCGBA	Local	M	S	L	Protect Enhance
345	Clungunford Bowling Club	SY7 0PN	Bowls	Community organisation	One good quality bowling green rented from Clungunford Village Hall. Club has c20 members and aspires to increase this.	Sustain quality and maximise membership in order to create sustainability.	Sports club BCGBA	Local	M	M	L	Protect Enhance
369	Cross Banks (Norbury)	SY9 5DX	Football	Community organisation	One poor quality adult pitch with poor quality changing rooms.	Improve quality as required and explore opportunity to increase provision at the site if demand exists in the future.	FF, SFA	Local	L	M	M	Enhance

PLACE PLAN – CHURCH STRETTON

Site ID	Site	Post code	Sport	Management	Current status	Recommended actions	Partners	Site hierarchy tier	Priority	Timescales ⁷⁴	Cost ⁷⁵	Aim
2	Acton Scott Cricket Club	SY6 6QL	Cricket	Private	One standard quality square with five wickets. No actual spare capacity. Rented from the Acton Scott Estate and considered unsecure. No changing although the Club suggests this is not an issue.	Improve quality as required to create future spare capacity and work to secure use.	Sports club ECB, SCB	Local	M	M	L	Protect Enhance
44	Brooksburry Playing Fields	SY6 6AE	Football	Church Stretton Parish Council	One adult, one youth 9v9 and one mini 5v5 pitch, all poor quality. Lack of capacity and youth pitch overplayed by 0.5 match sessions. Ancillary facilities good quality.	Located in a flood zone. Consider options such as dedicated regular and routine maintenance regimes to improve quality. If site floods it is recommended relevant flood relief funds are applied for to address issues and alternative venues are found for clubs utilising the provision.	Sports Club Parish Council FF, SFA	Main site	H	S-M	M	Protect Enhance
70	Church Stretton Park Playing Fields	SY6 7AR	Tennis	Church Stretton Parish Council	Three standard quality macadam courts used by Church Stretton TC. Club has c130 members. Club reports carparking, changing facilities and kitchen/toilets all need to be improved.	Explore opportunities for funding to improve ancillary facilities. In the longer term, improve court quality and explore opportunities for floodlighting to increase capacity.	Sports Club Parish Council LTA	Local	M	S-M	M	Protect Enhance
			Bowls		One good quality bowling green. Used by Church Stretton Women's BC Membership unknown.	Sustain quality and maximise membership in order to create sustainability.	Sports club BCGBA		L			

⁷⁴ (S) -Short (1-2 years); (M) - Medium (3-5 years); (L) - Long (6+ years)

⁷⁵ (L) -Low - less than £50k; (M) -Medium - £50k-£250k; (H) -High £250k and above

**SHROPSHIRE COUNCIL
STRATEGY & ACTION PLAN**

Site ID	Site	Post code	Sport	Management	Current status	Recommended actions	Partners	Site hierarchy tier	Priority	Timescales ⁷⁴	Cost ⁷⁵	Aim		
71	Church Stretton School	SY6 6EX	Football	Education	Two poor quality adult pitches used for community but unsecure tenure.	Although in its early stages, this part of the playing field has been identified for development. If the site was lost it would be subject to appropriate mitigation secured to address the loss in line with the National Planning Policy Framework Paragraph 97 and Sport England's Playing Field Policy.	School Sport England FF, SFA	Main site	M	M	M-H	Protect Enhance		
			Cricket		One standalone NTP				Retain for school use.	School	L		L	L
			Rugby union		Two senior pitches which are poor quality. No spare capacity. Used by Church Stretton RFC but unsecure tenure.				Secure community use and explore options to improve quality.	School Sports Club RFU	M		S	M
			Tennis		Five poor quality macadam courts overmarked with netball.				Retain for school use and improve as required.	School				
87	Concord College	SY5 7PF	Tennis	Education	Three macadam courts.	Retain for school use and improve as required.	School	Local	L	L	L	Protect		
236	Russels Meadow Ground	SY6 6AT	Football	Church Stretton Parish Council	Two good quality adult pitches with spare capacity. Serviced by good changing rooms. Pitches are subject to public use which causes additional wear/litter.	Sustain/improve quality and maximise use to accommodate future demand.	Sports Club Parish Council FF, SFA	Main site	M	M	L	Protect Enhance		
			Cricket		One good quality square with 10 wickets. Spare capacity expressed. Secured use by Church Stretton CC.	Sustain quality and maximise use to accommodate future demand, particularly for juniors.			Sports Club Parish Council ECB, SCB	L	M		L	
337	Worthen Village Hall	SY5 9HT	Football	Community organisation	One poor quality adult pitch with spare capacity discounted due to quality. Poor quality changing provision.	Improve quality across the site as required and explore opportunities for funding to improve ancillary facilities as a joint bid to service the whole site.	Sports clubs FF, SFA, LTA, BCGBA	Local	M	M	M	Protect Enhance		
			Bowls		One good quality bowling green. Club has c35 members. Aspirations to improve club house quality.									
			Tennis		One standard quality macadam court. Used by Worthen TC which has c10 members.									

PLACE PLAN – CRAVEN ARMS

Site ID	Site	Post code	Sport	Management	Current status	Recommended actions	Partners	Site hierarchy tier	Priority	Timescales ⁷⁶	Cost ⁷⁷	Aim
85	Community Arts Sports Craven Arms (CASCA)	SY7 9PS	Football	Community organisation	One poor quality youth 11v11 pitch serviced by standard quality changing provision.	Improve quality as required and explore opportunity to increase provision at the site if demand exists in the future.	FF, SFA	Local	M	M	M	Protect Enhance
			Netball		One standard quality court.	Retain and improve quality as required to service demand.	EN		L	L	L	
96	Craven Arms Bowling Club	SY7 9QL	Bowls	Unknown	One standard quality bowling green. No floodlighting. Membership unknown.	Explore opportunities to make improvements in order to sustain membership levels.	Sports club BCGBA	Local	L	L	L	Protect Enhance
181	Millichope Park	SY7 9HA	Cricket	Private	One standard quality square with eight wickets. No actual spare capacity. Serviced by poor quality pavilion. Unsecure use by Corvedale CC.	Work to secure long term use for the Club and then explore opportunities for improvements across the site.	Sports club ECB, SCB	Local	M	M	M	Protect Enhance
			Tennis		Two courts, one macadam and one artificial. Public use.	Retain and improve quality as required to service local demand.	LTA		L	L	L	

⁷⁶ (S) -Short (1-2 years); (M) - Medium (3-5 years); (L) - Long (6+ years)

⁷⁷ (L) -Low - less than £50k; (M) -Medium - £50k-£250k; (H) -High £250k and above

PART 7: HOUSING GROWTH SCENARIOS

The PPOSS provides an estimate of demand for pitch sports based on population forecasts and club consultation to 2038 (in line with the emerging Local Plan Review period). This future demand is translated into teams likely to be generated, rather than actual pitch provision required. The Sport England New Development Playing Pitch Calculator (NDC) adds to this, updating the likely demand generated for pitch sports based on housing increases and converts the demand into match equivalent sessions and the number of pitches required. This is achieved via team generation rates (TGRs) in the Assessment Report to determine how many new teams would be generated from an increase in population derived from housing growth and gives the associated costs of supplying the increased pitch provision.

Experience shows that only housing sites with 600 dwellings or more are likely to generate demand for new provision to be created. For large scale developments, it is likely that demand will be potentially generated for larger sports such as football and/or cricket. Consideration should be given to providing multi-pitch sites with suitable ancillary provision, including appropriate clubhouse/changing facilities and carparking. Single pitch sites which have been provided traditionally by developers are not considered to provide long term sustainable provision for pitch sports.

Where demand does not warrant new pitch provision, contributions should be used to enhance existing provision in the locality through, for example, improving quality or providing new or improved ancillary provision. The Action Plan in this document, as well as consultation with appropriate NGBs, should be used to assist in the selection of suitable sites and suitable enhancements.

The scenarios below show the additional demand for pitch sports generated from housing growth. The demand is shown in match equivalent sessions per week for the majority of sports, with the exception of cricket, where match equivalent sessions are by season. Training demand is expressed in either hours or match equivalent sessions. Where expressed in hours, it is expected that demand will be to either a 3G pitch (to accommodate football demand) or an AGP (to accommodate hockey demand). Where expressed in match equivalent sessions, it is expected training will take place on floodlit grass pitches.

The indicative figure assume that population growth will average 2.36 per dwelling. The indicative figure will be applied to the scenario as follows:

- Scenario One** - additional demand for pitch sports generated from housing growth from 750 dwellings by Strategic Site Development (Clive Barracks, Tern Hill). North East Analysis Area / Market Drayton Place Plan
- Scenario Two** - additional demand for pitch sports generated from housing growth from 1,000 dwellings by Strategic Site Development (Ironbridge Power Station). South East Analysis Area / Much Wenlock Place Plan
- Scenario Three**⁷⁸ - additional demand for pitch sports generated from housing growth from 1050 dwellings at the Tasley Garden Development (BRD030). South East Analysis Area / Bridgnorth Place Plan

⁷⁸ Pages 170-172 of the draft plan: <https://shropshire.gov.uk/media/15525/regulation-18-pre-submission-draft-of-the-shropshire-local-plan.pdf>

- **Scenario Four**⁷⁹ - additional demand for pitch sports generated from housing growth from 1,500 dwellings at the Land between Mytton Oak Road and Hanwood Road Development (SHR060, SHR158 & SHR161). Central Analysis Area / Shrewsbury Place Plan
- **Scenario Five** - accumulative demand for pitch sports generated from housing growth from total anticipated housing growth across Shropshire.

Please note that scenarios take into consideration training demand for the individual sports which will give an exact requirement for provision required by housing growth.

In addition, the examples of the Sport England New Development Playing Pitch Calculator used in each of the abovementioned scenarios have been provided on the basis that there is no adjustment in future demand (from participation growth) over and above population growth. It is suggested that this is monitored and updated as part of the Stage E review to monitor the impact of the ongoing COVID 19 pandemic and its likely impact on future participation levels.

For scenarios One to Four the amount of predicted new playing pitches calculated from the Sport England New Development Playing Pitch Calculator (NDC) has been totalled to an exact number as the housing figures are known.

In comparison the predicted new playing pitches calculated from the NDC for Scenario Five, and relevant Appendix Four, have been rounded to the nearest whole number. This is due to the scenarios being based on the anticipated housing growth in the remaining time period of the emerging Local Plan Review period rather than a specific amount of housing. It is recommended that these calculations are rerun when exact figures for individual housing developments are known with the growth of playing pitches totalled (akin to Scenarios One to Four) rather than rounded to the nearest whole number.

⁷⁹ Pages 257-258 of the draft plan: <https://shropshire.gov.uk/media/15525/regulation-18-pre-submission-draft-of-the-shropshire-local-plan.pdf>

SHROPSHIRE COUNCIL STRATEGY & ACTION PLAN

Scenario One – Clive Barrack, Tern Hill

The estimated additional population derived from housing growth from 750 dwellings with an occupancy rate of 2.36 per household is 1,770 people.

This population increase equates to 1.51 match equivalent sessions of demand per week for grass pitch sports, 0.12 match equivalent sessions of demand per week on AGPs for hockey and 13.18 match equivalent sessions of demand per season for cricket.

Training demand equates to 2.65 hours of use per week for football on 3G pitches and hockey equates to 0.29 hours of use per week on AGPs. There are also 0.21 match equivalent sessions per week of training for rugby union on a floodlit grass pitch.

Table 7.1: Likely demand for grass pitch sports generated from 750 dwellings

Pitch sport	Estimated demand by sport for 750 dwellings	
	Match demand (MES) per week ⁸⁰	Training demand ⁸¹
Adult football	0.25	2.65 hours
Youth football	0.68	
Mini soccer	0.40	
Rugby union	0.18	0.21 match equivalent sessions
Adult hockey	0.08	0.24 hours
Junior & mixed hockey	0.04	0.05 hours
Cricket	13.18	-

The table below translates estimated demand into new pitch provision with associated capital and lifestyle costs.

Table 7.2: Estimated demand and costs for new pitch provision

Pitch type	Estimated demand and costs for new pitches			Changing rooms	
	Number of pitches to meet demand	Capital cost ⁸²	Lifecycle Cost (per annum) ⁸³	Number	Capital cost
Adult football	0.25	£23,544	£4,968	0.5	£80,050
Youth football	0.68	£47,873	£10,053	0.88	£140,532
Mini soccer	0.40	£9,287	£1,950	0	£0
Rugby union	0.18	£23,623	£5,055	0.36	£57,369
Cricket	0.30	£82,464	£16,658	0.59	£95,043
Sand based AGPs	0.02	£15,552	£482	0.04	£6,448
3G	0.07	£64,883	£2,554	0.14	£22,283
Total	1.9	£267,226	£41,720	2.51	£401, 283

⁸⁰ As per the PPS Guidance, demand for cricket is considered in terms of match equivalent sessions per season rather than per week.

⁸¹ Hours equate to access to a full size floodlit 3G pitch or hockey suitable AGP

⁸² Sport England Facilities Costs Second Quarter 2020 – (<https://www.sportengland.org/facilities-planning/design-and-cost-guidance/cost-guidance/>)

⁸³ Lifecycle costs are based on the % of the total project cost per annum as set out in Sport England's Life Cycle Costs Natural Turf Pitches and Artificial Surfaces documents (2012)

Key recommendations

As discussed earlier in the report there are certain key priorities within the North East Analysis Area, and more specifically Market Drayton, that S106/CIL monies from this development could contribute towards. One of these is returning the demand from Market Drayton HC back in Shropshire from the neighbouring authority of Newcastle-under-Lyme with the creation of a full size floodlit hockey suitable AGP, with potential location options for such provision including but not limited to, the relocation of Greenfields Sports Ground or onsite at Clive Barracks.

The monies could also be used to improve/create youth 11v11 football provision or cricket provision in order to alleviate current and future identified shortfalls. Again, this could be onsite at Clive Barracks or on offsite locations such as Market Drayton Community Amateur Sports Club, Hodnet Social Club, Hinstock Cricket Club or Hinstock Recreation Ground.

SHROPSHIRE COUNCIL STRATEGY & ACTION PLAN

Scenario Two – Ironbridge Power Station

The estimated additional population derived from housing growth from 1,000 dwellings with an occupancy rate of 2.36 per household is 2,360 people.

This population increase equates to 2.01 match equivalent sessions of demand per week for grass pitch sports, 0.16 match equivalent sessions of demand per week on AGPs for hockey and 17.57 match equivalent sessions of demand per season for cricket.

Training demand equates to 3.53 hours of use per week for football on 3G pitches and hockey equates to 0.38 hours of use per week on AGPs. There are also 0.27 match equivalent sessions per week of training for rugby union on a floodlit grass pitch.

Table 7.3: Likely demand for grass pitch sports generated from 1,000 dwellings

Pitch sport	Estimated demand by sport for 1,000 dwellings	
	Match demand (MES) per week ⁸⁴	Training demand ⁸⁵
Adult football	0.33	3.53 hours
Youth football	0.91	
Mini soccer	0.53	
Rugby union	0.24	0.27 match equivalent sessions
Adult hockey	0.11	0.32 hours
Junior & mixed hockey	0.05	0.06 hours
Cricket	17.57	-

The table below translates estimated demand into new pitch provision with associated capital and lifestyle costs.

Table 7.4: Estimated demand and costs for new pitch provision

Pitch type	Estimated demand and costs for new pitches			Changing rooms	
	Number of pitches to meet demand	Capital cost ⁸⁶	Lifecycle Cost (per annum) ⁸⁷	Number	Capital cost
Adult football	0.33	£31,392	£6,624	0.67	£106,733
Youth football	0.91	£63,831	£13,404	1.17	£187,376
Mini soccer	0.53	£12,382	£2,600	0	£0
Rugby union	0.24	£31,497	£6,740	0.48	£76,492
Cricket	0.4	£109,952	£22,210	0.79	£126,725
Sand based AGPs	0.03	£20,736	£643	0.05	£8,598
3G	0.09	£86,510	£3,405	0.19	£29,711
Total	2.53	£356,300	£55,626	3.35	£535, 635

⁸⁴ As per the PPS Guidance, demand for cricket is considered in terms of match equivalent sessions per season rather than per week.

⁸⁵ Hours equate to access to a full size floodlit 3G pitch or hockey suitable AGP

⁸⁶ Sport England Facilities Costs Second Quarter 2020 – (<https://www.sportengland.org/facilities-planning/design-and-cost-guidance/cost-guidance/>)

⁸⁷ Lifecycle costs are based on the % of the total project cost per annum as set out in Sport England's Life Cycle Costs Natural Turf Pitches and Artificial Surfaces documents (2012)

Key recommendations

Population growth from housing developments at the Ironbridge Power Station indicates there is a need 2.53 pitches. Using information from both the proceeding Assessment report and earlier in this document, not only should the previous football pitches be reinstated, but also the cricket provision and ancillary provision on the site in order to address identified current and future shortfalls.

This is due to there being substantial levels of cricket demand from both Shropshire and Telford & Wrekin for such provision as identified earlier in the report. In addition, there is also a lack of capacity within Much Wenlock and surrounding Place Plan areas.

Therefore, it is recommended that S106/CIL monies from this development contribute to bringing the disused sports field back into use.

Scenario Three – Tasley Garden Development

The estimated additional population derived from housing growth from 1050 dwellings with an occupancy rate of 2.36 per household is 2,478 people.

This population increase equates to 2.1 match equivalent sessions of demand per week for grass pitch sports, 0.16 match equivalent sessions of demand per week on AGPs for hockey and 18.45 match equivalent sessions of demand per season for cricket.

Training demand equates to 3.71 hours of use per week for football on 3G pitches and hockey equates to 0.41 hours of use per week on AGPs. There are also 0.29 match equivalent sessions per week of training for rugby union on a floodlit grass pitch.

Table 7.5: Likely demand for grass pitch sports generated from 1,050 dwellings

Pitch sport	Estimated demand by sport for 1,050 dwellings	
	Match demand (MES) per week ⁸⁸	Training demand ⁸⁹
Adult football	0.35	3.71 hours
Youth football	0.95	
Mini soccer	0.55	
Rugby union	0.25	0.29 match equivalent sessions
Adult hockey	0.11	0.34 hours
Junior & mixed hockey	0.05	0.07 hours
Cricket	18.45	-

The table below translates estimated demand into new pitch provision with associated capital and lifestyle costs.

Table 7.6: Estimated demand and costs for new pitch provision

Pitch type	Estimated demand and costs for new pitches			Changing rooms	
	Number of pitches to meet demand	Capital cost ⁹⁰	Lifecycle Cost (per annum) ⁹¹	Number	Capital cost
Adult football	0.35	£32,260	£6,807	0.7	£111,299
Youth football	0.95	£69,969	£14,694	1.23	£195,391
Mini soccer	0.55	£12,725	£2,672	0	£0
Rugby union	0.25	£32,368	£6,927	0.5	£79,764
Cricket	0.42	£112,994	£22,825	0.83	£132,145
Sand based AGPs	0.03	£21,570	£669	0.06	£8,966
3G	0.10	£89,352	£3,594	0.2	£30,981
Total	2.65	£371,238	£58,720	3.52	£558, 546

⁸⁸ As per the PPS Guidance, demand for cricket is considered in terms of match equivalent sessions per season rather than per week.

⁸⁹ Hours equate to access to a full size floodlit 3G pitch or hockey suitable AGP

⁹⁰ Sport England Facilities Costs Second Quarter 2020 – (<https://www.sportengland.org/facilities-planning/design-and-cost-guidance/cost-guidance/>)

⁹¹ Lifecycle costs are based on the % of the total project cost per annum as set out in Sport England's Life Cycle Costs Natural Turf Pitches and Artificial Surfaces documents (2012)

Key recommendations

Population growth due to the housing development at the Tasley Garden Development indicates there is a need for 2.65 pitches. Using this information, and in cohesion with evidence from both PPOSS documents there is an identified need to provide onsite provision at this location.

It should be noted that the exact facility mix of any potential provision should not be limited to football but be dependent on the specific supply and demand requirements at the time of site development. In addition, any future onsite sports provision should explore the feasibility of a multitude of sports and not just be specific to one sport, unless required.

If there is no identified requirement when the above development work is commenced, it is recommended that potential monies from the development should be allocated to improving existing provision within the locality.

Scenario Four – Land between Mytton Oak Road and Hanwood Road

The estimated additional population derived from housing growth from 1,500 dwellings with an occupancy rate of 2.36 per household is 3,540 people.

This population increase equates to 3.01 match equivalent sessions of demand per week for grass pitch sports, 0.23 match equivalent sessions of demand per week on AGPs for hockey and 26.36 match equivalent sessions of demand per season for cricket.

Training demand equates to 5.30 hours of use per week for football on 3G pitches and hockey equates to 0.57 hours of use per week on AGPs. There are also 0.41 match equivalent sessions per week of training for rugby union on a floodlit grass pitch.

Table 7.7: Likely demand for grass pitch sports generated from 1,500 dwellings

Pitch sport	Estimated demand by sport for 1,500 dwellings	
	Match demand (MES) per week ⁹²	Training demand ⁹³
Adult football	0.50	5.30 hours
Youth football	1.36	
Mini soccer	0.79	
Rugby union	0.36	0.41 match equivalent sessions
Adult hockey	0.16	0.48 hours
Junior & mixed hockey	0.07	0.09 hours
Cricket	26.36	-

The table below translates estimated demand into new pitch provision with associated capital and lifestyle costs.

Table 7.8: Estimated demand and costs for new pitch provision

Pitch type	Estimated demand and costs for new pitches			Changing rooms	
	Number of pitches to meet demand	Capital cost ⁹⁴	Lifecycle Cost (per annum) ⁹⁵	Number	Capital cost
Adult football	0.50	£46,086	£9,724	1	£158,998
Youth football	1.36	£99,956	£20,991	1.76	£279,130
Mini soccer	0.79	£18,179	£3,817	0	£0
Rugby union	0.36	£46,240	£9,895	0.72	£113,949
Cricket	0.59	£161,419	£32,607	1.19	£188,778
Sand based AGPs	0.04	£30,814	£955	0.08	£12,808
3G	0.14	£127,646	£5,134	0.28	£44,259
Total	3.78	£530,340	£83,123	5.03	£797, 922

⁹² As per the PPS Guidance, demand for cricket is considered in terms of match equivalent sessions per season rather than per week.

⁹³ Hours equate to access to a full size floodlit 3G pitch or hockey suitable AGP

⁹⁴ Sport England Facilities Costs Second Quarter 2020 – (<https://www.sportengland.org/facilities-planning/design-and-cost-guidance/cost-guidance/>)

⁹⁵ Lifecycle costs are based on the % of the total project cost per annum as set out in Sport England's Life Cycle Costs Natural Turf Pitches and Artificial Surfaces documents (2012)

Key recommendations

Population growth due to the housing development at the 'Land between Mytton Oak Road and Hanwood Road Development' indicates there is a need for 3.78 playing fields. Using this information, and in cohesion with evidence from both PPOSS documents there is an identified need to provide onsite provision at this location.

It should be noted that the exact facility mix of any potential provision should not be limited to football and cricket but be dependent on the specific supply and demand requirements at the time of site development. In addition, any future onsite sports provision should explore the feasibility of a multitude of sports and not just be specific to one sport, unless required.

If there is no identified requirement when the above development work is commenced, it is recommended that potential monies from the development should be allocated to improving existing provision within the locality.

SHROPSHIRE COUNCIL STRATEGY & ACTION PLAN

Scenario Five - accumulative demand for pitch sports generated from housing growth from total anticipated housing growth across Shropshire

The table below identifies the number of proposed dwellings to be built across each of the Place Plan areas within Shropshire as of March 2019 to 2038. It should be noted that none of these have got planning permission to date meaning developer contribution have yet to be calculated.

Table 7.9: Housing allocations by Place Plan Area

Place plan	Number of dwellings anticipated to be built
Albrighton	305
Bishop's Castle	360
Bridgnorth	1,842
Broseley	50
Church Stretton	121
Cleobury Mortimer	127
Craven Arms	419
Ellesmere	388
Highley	131
Ludlow	301
Market Drayton	1,530
Much Wenlock	1,219 ⁹⁶
Pontesbury & Minsterley	81
Oswestry	2,417
Shifnal	322
Shrewsbury	4,456
Wem	569
Whitchurch	718
Total	15,356

Individual housing growth scenarios for each the listed Place Plans are examined in Appendix Four.

The estimated additional population from housing growth in the Local Plan time frame is 15,356 dwellings with an occupancy rate of 2.36 per household this equates to 36,240 people.

This population increase equates to 30.80 match equivalent sessions of demand per week for grass pitch sports, 2.39 match equivalent sessions of demand per week on AGPs for hockey and 269.86 match equivalent sessions of demand per season for cricket.

Training demand equates to 54.25 hours of use per week for football on 3G pitches and hockey equates to 5.92 hours of use per week on AGPs. There are also 4.22 match equivalent sessions per week of training for rugby union on a floodlit grass pitch.

⁹⁶ Includes 750 dwellings for Clive Barracks, Tern Hill

SHROPSHIRE COUNCIL STRATEGY & ACTION PLAN

Table 7.10: Likely demand for grass pitch sports generated from 15,356 dwellings

Pitch sport	Estimated demand by sport for 15,356 dwellings	
	Match demand (MES) per week ⁹⁷	Training demand ⁹⁸
Adult football	5.13	54.25 hours
Youth football	13.90	
Mini soccer	8.09	
Rugby union	3.68	4.22 match equivalent sessions
Adult hockey	1.65	4.96 hours
Junior & mixed hockey	0.74	0.96 hours
Cricket	269.86	-

The table below translates estimated demand into new pitch provision with associated capital and lifestyle costs.

Table 7.11: Estimated demand and costs for new pitch provision

Pitch type	Estimated demand and costs for new pitches			Changing rooms	
	Number of pitches to meet demand	Capital cost ⁹⁹	Lifecycle Cost (per annum) ¹⁰⁰	Number	Capital cost
Adult football	5 (5.13)	£471,799	£99,550	10.26	£1,627,708
Youth football	14 (13.90)	£1,023,280	£214,889	18.01	£2,857,531
Mini soccer	8 (8.09)	£186,099	£39,081	0	£0
Rugby union	4 (3.68)	£473,372	£101,302	7.35	£1,166,524
Cricket	6 (6.09)	£1,652,496	£333,804	12.18	£1,932,580
Sand based AGPs	0 (0.41)	£315,450	£9,779	0.83	£131,121
3G	1 (1.43)	£1,306,746	£52,554	2.86	£453,093
Total	38	£5,429,242	£850,959	51.49	£8,168,557

Using the above information, and Appendix Four, the Council should develop its CIL regime through relevant Infrastructure Development Plans that include investment priorities for each of the Place Plan areas based on recommendations within this document.

The conclusion section overleaf will identify key recommendations on how developer contributions should be utilised with relevant policies required in the Local Plan Review to support securing relevant contribution.

⁹⁷ As per the PPS Guidance, demand for cricket is considered in terms of match equivalent sessions per season rather than per week.

⁹⁸ Hours equate to access to a full size floodlit 3G pitch or hockey suitable AGP

⁹⁹ Sport England Facilities Costs Second Quarter 2020 – (<https://www.sportengland.org/facilities-planning/design-and-cost-guidance/cost-guidance/>)

¹⁰⁰ Lifecycle costs are based on the % of the total project cost per annum as set out in Sport England's Life Cycle Costs Natural Turf Pitches and Artificial Surfaces documents (2012)

Conclusions

The tables above show that through housing growth, demand will be generated for each pitch sport (with the exception of rugby league) to a lesser or greater extent. That being said, it must be noted that not all developments will require new on site provision, with the capacity of existing sites in the locality needing to be assessed to understand if they can accommodate increased usage.

Experience shows that only significantly large housing sites are likely to generate demand in their own right; however, the cumulative impact of housing across the local authority will result in substantial demand generated across the local authority and in each analysis area.

For developments not requiring on site provision, contributions should be focused on improving existing sites.

Scenario One – Clive Barrack, Tern Hill (North East Analysis Area)

The growth anticipated from this development suggests there will be a requirement for 1.9 playing pitches. Based on evidence from the proceeding assessment report shortfalls for youth pitches in the North East Analysis Area can be alleviated through pitch improvements and pitch reconfiguration rather than the creation of additional provision.

Alternatively, developer contributions could also be prioritised towards the creation of a full size floodlit hockey suitable AGP or creation of additional cricket supply within the Market Drayton locality to alleviate identified shortfalls. As discussed earlier this could be onsite at Clive Barracks or at the prospective relocation site of Greenfield Sports Ground.

Scenario Two – Ironbridge Power Station

Similarly, population growth from housing developments at the Ironbridge Power Station indicates there is a need for 2.53 playing pitches. In order to meet this demand, it is recommended that the disused sports field is brought back into use.

Not only should the previous football pitches be reinstated, but also the cricket provision and ancillary provision on the site. This is due to there being substantial levels of demand from both Shropshire and Telford & Wrekin for such provision as identified earlier in the report. In addition, there is also a lack of capacity within Much Wenlock and surrounding Place Plan areas.

Scenario Three (Tasley Garden Development) and Scenario Four (Land between Mytton Oak Road and Hanwood Road)

As discussed, earlier population growth from housing developments at the “Tasley Garden Development” and “Land between Mytton Oak Road and Hanwood Road Development” indicates there is a need for onsite sporting provision to be provided at each site.

The Sport England New Development Playing Pitch Calculator (NDC) gives a preliminary indication on what provision would be required by the increase in population at each site however, as stated, the exact facility mix of any potential provision should be dependent on the specific supply and demand requirements at the time of site development. In addition, any future onsite sports provision should explore the feasibility of a multitude of sports and not just be specific to one sport, unless required.

For example, information provided by Shropshire Cricket Board suggests that currently there is a case for investment in cricket to provide additional capacity particular in the Shrewsbury and Bridgnorth Place Plan areas.

If new cricket provision were to be created in either Shrewsbury or Bridgnorth it could potentially benefit one or more of the following clubs: Shrewsbury CC, Shelton CC, Beacon CC, Pontesbury CC, Bridgnorth CC and Quatt CC. It should be stated that this is based on current levels of supply and demand (2020) with any future development requiring to take into consideration the supply and demand of that period.

Scenario Five - accumulative demand for pitch sports generated from housing growth from total anticipated housing growth across Shropshire

Overall housing growth, based on figures provided in scenarios five, there is a need for five adult football pitches, 14 youth football pitches, eight mini football pitches, four rugby union pitches, nine cricket squares and one full size floodlit 3G pitch. It should be noted that this is the total demand for all housing growth across Shropshire. When analysed by Place Plan area this demand dissipates as can be seen in Appendix Four.

The Sport England New Development Pitch Calculator indicates the following Place Plan areas have enough growth in new population across the lifespan of the Local Plan to warrant new provision:

- i **Bridgnorth** – One adult football, two youth football, one mini football pitch and one cricket square
- i **Market Drayton** – One adult football, one youth football, one mini football pitch and one cricket square
- i **Much Wenlock** – One youth and one mini football pitch
- i **Oswestry** – One adult, two youth and one mini football pitch, one rugby union and one cricket square
- i **Shrewsbury** – One adult, four youth and two mini football pitches, one rugby union pitches and two cricket squares
- i **Wem** – One youth football pitch
- I **Whitchurch** – One youth football pitch

Although there is some need to create new provision for most, developer contributions can be utilised to improve existing facilities, so they have the capacity to accommodate increased levels of demand.

The table below identifies potential sites where developer contributions could be pooled to alleviate current and future shortfalls through qualitative improvements. The detailed actions required can be found in Part 6 Action Plan.

It should be noted that further work is required as part of the Stage E process to fully identify key sites for investment as supply and demand may change on an annual basis.

SHROPSHIRE COUNCIL STRATEGY & ACTION PLAN

Table 7.12: Key site recommendations for investment

Analysis area	Place Plan	Site Id	Site name
Central	Pontesbury & Minsterley	152	Lea Cross Pitches
		218	Pontesbury Playing Fields
	Shrewsbury	21	Baschurch Village Hall Pitches
		89	Condoover Sports Ground
		115	Frankwell Recreation Ground
		149	Kynaston Road Recreation Ground
		158	London Road Sports Centre
		177	Meole Brace Church of England Primary School
		178	Mereside Church of England Primary School
		222	Prestfelde Preparatory School
		228	Radbrook Recreation Ground
		233	Roman Road Sports Centre (Meole Brace School)
		249	Shrewsbury Cricket Club
		252	Shrewsbury Rugby Club
		255	Shrewsbury Sports Village
		259	Unison Club (Column Cricket, Bowls & Tennis Club)
		276	Stanley Parker Playing Fields
		310	Waincott Recreation Ground
		350	Shelton Recreation Ground
		372	Greenfields Recreation Ground
North East	Market Drayton	63	Cheswardine Parish Council
		133	Hinstock Cricket Club
		135	Hinstock Recreation Ground
		138	Hodnet Social Club
		171	Market Drayton Community Amateur Sports Club
	Wem	54	Butler Sports Centre
		301	Thomas Adams Sports Centre
		312	Wem Recreation Ground
		New	Shawbury Football Club
	Whitchurch	57	Calverhall Cricket Ground
		130	Heath Road Ground
		221	Prees Cricket and Recreation Club
		320	Whitchurch Rugby Football Club
		321	Whitchurch Sports & Leisure Centre (Sir John Talbot School)
	North West	Ellesmere	25
112			Ellesmere Cricket Club
128			Hardwick Park (Frankton Cricket Club)
Oswestry		56	Cae Glass Park
		156	Llanymynech Village Hall
		210	Oswestry Rugby Club
		322	Whittington Cricket & Bowling Club
South	Cleobury Mortimer	75	Clee Hill Recreation Ground (Knowle Sports Club)
		77	Cleobury Mortimer Playing Field
		344	Cleobury Mortimer Bowling Club

SHROPSHIRE COUNCIL STRATEGY & ACTION PLAN

Analysis area	Place Plan	Site Id	Site name
	Ludlow	76	Clee Hill Rugby Club (Tenbury Road)
		163	Ludlow Castle Tennis and Bowls Club
		168	Ludlow Rugby Football Club
South East	Albrighton	8	Albrighton Primary School
		157	Loak Road (Albrighton Football Club)
		342	Albrighton Bowling Club
	Bridgnorth	10	Alveley Recreation Ground
		40	Bridgnorth Bowls, Cricket & Hockey Club
		41	Bridgnorth Endowed School/Leisure Centre
		102	Crown Meadow
		109	Edgar Davies Ground (Bridgnorth RFC)
	Broseley	30	Birchmeadow Playing Fields
		46	Broseley C of E Primary School
	Highley	131	Highley Primary School
		238	Severn Centre (Highley Cricket Club)
	Much Wenlock	117	Gaskell Recreation Ground (Much Wenlock Cricket & Bowls Club)
		194	Much Wenlock Primary School
		356	Ironbridge Power Station
Shifnal	140	Idsall Sports Centre	
	245	Shifnal Town FC (The Acoustaf foam Stadium)	
South West	Bishop's Castle	32	Bishop Castle & Onny Valley Rugby Club
		81	Clun Bowling Green
		86	Community College Bishops Castle
	Church Stretton	44	Brooksbury Playing Fields
		70	Church Stretton Park Playing Fields
		337	Worthen Village Hall
	Craven Arms	181	Millichope Park

Creation of new provision

Even though most developer contributions generated can go to improving current sites or reintroducing unused and lapsed sites back into use, in order for them to accommodate additional demand there is still a requirement to create new provision. Such provision is outlined below:

- Central Analysis Area** – Full size floodlit 3G pitches and additional cricket provision (Pontesbury Playing Fields, Shrewsbury Cricket Club)
- North East Analysis Area** – One full size floodlit hockey suitable pitch (Market Drayton), potential relocation of Greenfields Sports Ground, creation of football pitches for Shawbury Football Club and full size floodlit 3G provision and additional cricket provision (Whitchurch CC/Wem CC).
- North West Analysis Area** – Additional cricket provision (Ellesmere CC and Oswestry CC) and the relocation of Oswestry RUFC.
- South Analysis Area** – Rugby union provision (Clee Hill Rugby Club)
- South East Analysis Area** – Full size floodlit 3G provision and additional cricket provision (Bridgnorth CC and Shifnal CC)

Unless stated, the location of new provision is still undetermined at this time and would require further feasibility as part of the Stage E process with dialogue between the relevant stakeholders i.e. the Council, NGBs and Sport England.

PART 8: DELIVER THE STRATEGY AND KEEP IT ROBUST AND UP TO DATE

Delivery

The PPOSS provides guidance for maintenance/management decisions and investment made across Shropshire. By addressing issues identified in the Assessment Report and using the strategic framework presented in this Strategy, where resources can be identified the current and future sporting and recreational needs of the Authority could be met. The Strategy identifies where there is a deficiency in provision and identifies how best to resolve this in the future.

Production of this Strategy is the start of the planning process. Successful implementation and the benefits to be gained depend upon regular engagement between all partners involved and the adoption of a mutually bought into strategic approach. It is important that this document is used in a practical manner, supports engagement with partners and encourages partnerships to be developed. This is to ensure that outdoor sports facilities are regarded as a vital aspect of community life and which contribute to the achievement of Council priorities.

Each member of the Steering Group should take the lead to ensure the PPOSS is used and applied appropriately within their area of work and influence. The role of the Steering Group should not end with the completion of the Strategy and Action Plan.

To help ensure that the PPOSS is well used it should be regarded as the key document within the study area guiding the improvement and protection of playing pitch provision. It needs to be the document to which people and agencies regularly turn to for information in respect of how current demand should be met and what actions are required to improve the situation and meet future demand. To ensure that this is achieved the Steering Group need to have a clear understanding of how the PPOSS can be applied and therefore delivered.

The process of PPOSS development has already led to a number of benefits that assist its application and delivery. These include enhanced partnership work across different agendas and organisations, pooling of resources along with strengthened relationships and understanding between stakeholders, members of the Steering Group and the sporting community. The drivers behind the PPOSS and the work to develop the recommendations and action plan will have also highlighted, and helped the Steering Group to understand, the key areas to which its influence should be applied and strategy delivered enhanced.

Monitoring and updating

It is important that as part of the Stage E process there is need for regular annual monitoring and review against the actions identified in the Strategy. This is particularly pertinent due to the ongoing COVID19 Pandemic (March 2020) which is expected to continue to have a direct impact on participation and funding streams across all sports.

In the case of the Shropshire PPOSS, it is advised the documents are reviewed within 12 months of adoption by the Council to further understand the impact of COVID 19 on the demand for outdoor sports. Depending on the outcomes of the PPOSS review, there may be a need to carry out alterations to the strategic recommendations within this document or add new recommendations.

As mentioned in Part 7: Housing Growth Scenarios, it is also suggested that any usage of Shropshire's New Development Playing Pitch Calculator should be carried out as part of a Stage E review and updated following consultation with the NGBs in relation to adjusting future demand from participation.

This should be led by the Council and supported by all members of, and reported back to, the Steering Group. Understanding and learning lessons from how the PPOSS has been applied should be a key component of monitoring its delivery and be an on-going role of the steering group.

As a guide, if no review and subsequent update has been carried out within three years of the PPOSS being signed off by the steering group, Sport England and the NGBs will consider the PPOSS and the information on which it is based to be out of date.

The nature of the supply and in particular the demand for outdoor sports facilities will likely to have changed over the three years. Therefore, without any form of review and update within this time period it would be difficult to make the case that the supply and demand information and assessment work is sufficiently robust.

This being said, the Council has detailed plans to update the document in solidarity with any future refresh of its Local Plan Review (every five years). Please note the timeframe of when the Local Plan Review is updated may be prior to five years which would result in an earlier refresh of the PPOSS.

A review should not be regarded as a particular resource intensive task. However, it should highlight:

- i How delivery of the recommendations and action plan has progressed and any changes required to the priority afforded to each action (e.g. the priority of some may increase or reduce following the delivery of others).
- i How the PPOSS has been applied and the lessons learnt.
- i Any changes to particularly important sites and/or clubs in the area (e.g. the most used or high quality sites for a particular sport) and other supply and demand information, what this may mean for the overall assessment work and the key findings and issues.
- i Any development of a specific sport or particular format of a sport.
- i Any new or emerging issues and opportunities.
- i Impact of COVID 19.

Once the PPOSS is complete the role of the Steering Group should evolve so that it:

- i Acts as a focal point for promoting the value and importance of the PPOSS provision in the area.
- i Monitors, evaluates and reviews progress with the delivery of the recommendations and action plan.
- i Shares lessons learnt from how the PPOSS has been used and how it has been applied to a variety of circumstances.
- i Ensures that the PPOSS is used effectively to input into any new opportunities to secure improved provision and influence relevant programmes and initiatives.
- i Maintains links between relevant parties with an interest in local outdoor sports provision;
- i Reviews the need to update the PPOSS along with the supply and demand information and assessment work on which it is based. Further to review the group should either:
 - i Provide a short annual progress and update paper;
 - i Provide a partial review focussing on particular sport, pitch type and/or sub area; or
 - i Lead a full review and update of the PPOSS document (including the supply and demand information and assessment details).

SHROPSHIRE COUNCIL STRATEGY & ACTION PLAN

Alongside regular Steering Group meetings a good way to keep the PPOSS up to date and maintain relationships is to hold annual sport specific meetings with pitch sport NGBs and other relevant parties. These could be part of a process of updating key supply and demand information plus, if necessary, amending assessment work, tracking progress in respect of implementing action plan recommendations and highlighting new issues and opportunities.

Meetings could be timed to coincide with annual NGB affiliation processes. This would help to signal changes in the number and nature of sports clubs in the area. Other information that is already collected on a regular basis such as pitch booking records for local authority and other sites should also feed into these meetings.

NGBs will also be able to confirm any further performance quality assessments undertaken within the study area. Discussions with league secretaries may also indicate annual league meetings may be useful to attend to pick up on specific issues and/or enable a review of the relevant club details to be undertaken.

The Steering Group should also regularly review and refresh the Action Plan, taking account of any changes in pitch quality (and hence changes in pitch capacity) and demand as well as new provision that has been created or any new negotiations for community use of education sites in the future.

It is important that the Council maintains the data contained within the accompanying PPOSS database. This will enable it to refresh and update the work on a regular basis. The accompanying database is intended to be refreshed on a season by season basis and it is important that there is cross-departmental work encompassing, for example, grounds maintenance and sports development departments, to ensure that this is achieved and that results inform subsequent annual sports facility development plans. Results should be shared with partners via a consultative mechanism.

SHROPSHIRE COUNCIL STRATEGY & ACTION PLAN

Checklists

In order for this Strategy to be signed off by the steering group, a Stage D Checklist: Develop the Strategy, is signed off.

Stage D Checklist: Develop the Strategy	Tick	
	Yes	Requires Attention
Step 7: Develop the recommendations and action plan	✓	
1. Have a number of study area specific scenarios been looked at to help explore key issues and findings along with possible recommendations and actions?	✓	
2. Have any recommendations and actions regarding AGP provision taken into account the guidance in the 'Selecting the Right Artificial Surface' document and any NGB specific information?	✓	
3. Do the recommendations reflect the drivers, vision and objectives of the work?	✓	
4. Are the recommendations precise enough to enable the development of clear individual area, sport and site specific actions to help achieve them?	✓	
5. Have all relevant parties been engaged with the development of, and are signed up to the delivery of, the recommendations and actions?	✓	
6. Are the recommendations and actions clearly presented?		
7. Has particular attention been paid to the situation at priority sites and those which are being significantly overplayed?		
8. Have area, sport and site specific solutions been proposed to protect, enhance, and provide playing pitch provision to meet the current and future demand?		
9. Has guidance on the future of any sites highlighted as being at risk been provided?	✓	
10. Do the recommendations and actions seek to make the best use of existing pitches?	✓	
11. Has the detriment and benefit of proposals to relocate provision been presented?	✓	
12. Has the level and type of any new playing pitch provision required been presented?	✓	
13. Has the importance of providing appropriate and fit for purpose ancillary facilities been highlighted in order to maximise the potential benefit to sport of any pitches?	✓	
14. Have the recommendations sought to ensure an adequate amount of spare capacity in the provision of accessible pitches with secured community use?	✓	
15. Does the PPS provide a steer as to the future of any spare capacity and any provision that may be genuinely surplus to requirements (paragraphs D12 to D15)?		
16. Does the action plan cover the points listed in paragraph D17?		
17. Does the action plan provide the most appropriate actions to improve provision in the study area rather than just those which the local authority can deliver?		
18. Does the action plan represent an infrastructure plan for playing pitches with deliverable area, sport and site specific actions and projects?	✓	
Step 8: Write and Adopt the Strategy	✓	
1. Does the PPS document provide the reader with a clear understanding of the areas listed in paragraph D20?		

SHROPSHIRE COUNCIL STRATEGY & ACTION PLAN

2.	Is it clear from the PPS document why the recommendations and actions have been included, how they are to be delivered and what they will achieve?	<input checked="" type="checkbox"/>	
3.	Does the PPS document indicate how it should be used and applied in different areas and circumstances along with the benefits of doing so?	<input checked="" type="checkbox"/>	
4.	Has the PPS document been subject to appropriate consultation?		
5.	Do all members of the steering group and other relevant parties endorse the PPS and recognise its lead role in guiding the improvement of pitches in the study area?		
6.	Has the PPS document been formally adopted by the local authority and is its status recognised across all relevant departments?		

To help ensure the PPS is delivered and is kept robust and up to date, the steering group can refer to the new methodology Stage E Checklist: Deliver the strategy and keep it robust and up to date:

Stage E: Deliver the strategy and keep it robust and up to date	Tick	
	Yes	Requires Attention
Step 9: Apply & deliver the strategy		
1. Are steering group members clear on how the PPS can be applied across a range of relevant areas?		
2. Is each member of the steering group committed to taking the lead to help ensure the PPS is used and applied appropriately within their area of work and influence?		
3. Has a process been put in place to ensure regular monitoring of how the recommendations and action plan are being delivered and the PPS is being applied?		
Step 10: Keep the strategy robust & up to date		
1. Has a process been put in place to ensure the PPS is kept robust and up to date?		
2. Does the process involve an annual update of the PPS?		
3. Is the steering group to be maintained and is it clear of its on-going role?		
4. Is regular liaison with the NGBs and other parties planned?		
5. Has all the supply and demand information been collated and presented in a format (i.e. single document that can be filtered accordingly) that will help people to review it and highlight any changes?		
6. Have any changes made to the Active Places Power data been fed back to Sport England?		

For more information, see:

<https://www.sportengland.org/how-we-can-help/facilities-and-planning/planning-for-sport>

APPENDIX ONE: FUNDING PLAN

Funding opportunities

Please note that due to the ongoing COVID-19 Pandemic (2020) the below funding opportunities may alter or become less prevalent in the forthcoming years as NGBs prioritise new methods of funding as a reaction to the developing situation.

In order to deliver much of the Action Plan, it is recognised that external partner funding will need to be sought. Although seeking developer contributions in applicable situations and other local funding/community schemes could go some way towards meeting deficiencies and/or improving provision, other potential/match sources of funding should be investigated. Below is a list of current funding sources that are relevant for community improvement projects involving sports facilities.

Awarding body	Description
<p>Big Lottery Fund http://www.biglotteryfund.org.uk/</p>	<p>The Big Lottery Fund distributes over £500m a year to communities across the UK, raised by players of The National Lottery.</p> <p>Awards for All – this fund offers National Lottery grants between £300 and £10,000. Applications can be made by: voluntary or community organisations, registered charities, constituted groups or clubs, not-for-profit companies or community interest companies, social enterprises, schools and statutory bodies (including town, parish and community councils). To receive funding, the applicant must meet at least one of the funding priorities listed for these grants. The funding priorities are:</p> <ul style="list-style-type: none"> I Bringing people together and building strong relationships in and across communities. I Improving the places and spaces that matter to communities. I Enabling more people to fulfil their potential by working to address issues at the earliest possible stage. <p>Reaching Communities England – this programme provides flexible funding over £10,000 for up to five years to organisations in England who want to act on the issues that matter to people and communities. Grants will be awarded to voluntary and community organisations or social enterprises to fund project activities, operating costs, organisational development and capital costs. Ideas must meet one or more of the following funding priorities:</p> <ul style="list-style-type: none"> I Bringing people together and building strong relationships in and across communities. I Improving the places and spaces that matter to communities. I Enabling more people to fulfil their potential by working to address issues at the earliest possible stage.
<p>Sport England The current funding streams may change so refer to the website for the latest information: https://www.sportengland.org/funding/</p>	<p>Sport England’s vision is that everyone in England feels able to take part in sport or activity, regardless of age, background or ability.</p> <p>Small Grants – this programme offers funding to projects involving adults and young people aged 14 or over which meet one or more of the aims of their ‘Towards an Active Nation’ strategy. These aims are: get inactive people more active, develop lasting sporting habits, engender more positive attitudes among young people, develop more diverse volunteers and to improve progression and inclusion among</p>

SHROPSHIRE COUNCIL STRATEGY & ACTION PLAN

Awarding body	Description
	<p>the most talented. Projects with mixed age groups may still be considered if there is a focus on people aged 14 and over.</p> <p>Community Asset Fund – this programme is dedicated to enhancing the spaces in your local community that give people the opportunity to be active.</p> <p>Major Events Engagement Fund – Sport England’s ‘Towards an Active Nation’ strategy commits them to invest £2m in helping national governing bodies (NGBs) to host major events which evolve their existing business model and derive a greater financial return from their existing customers (players, volunteers or spectators). This funding can also be used to develop programmes that engage with individuals local to the major event, who are currently less likely to take part regularly in sport or physical activity.</p>
<p>Football Foundation http://www.footballfoundation.org.uk/funding-schemes/</p>	<p>This trust provides financial help for football at all levels, from national stadia and FA Premier League clubs down to grassroots local development.</p> <p>Premier League & The FA Facilities Fund – this fund is available to football clubs, schools, councils and local sports associations that improve facilities for football and other sport in local communities, sustain or increase participation amongst children and adults, regardless of background age or ability and to help children and adults to develop their physical, mental, social and moral capacities through regular participation in sport. Grants are available for:</p> <ul style="list-style-type: none"> I Grass pitch drainage/improvements, I Pavilions, clubhouses and changing rooms, I 3G Football Turf Pitches (FTPs) and multi-use games areas, I Fixed floodlights for artificial pitches. <p>Premier League & The FA Facilities Fund Small Grants Scheme – this scheme awards grants of up to £10,000 for the provision of capital items, or to refurbish/improve existing facilities. This scheme aims to support the growth of football clubs and activity, prevent a decline in football participation and make improvements to facilities to address any health and safety issues. Grants, which cannot exceed 50% of the total project cost, are awarded to support the costs of the following list of projects and items:</p> <ul style="list-style-type: none"> I Replacement of unsafe goalposts, I Portable floodlights, I Storage containers, I Changing pavilion/clubhouse refurbishment and external works (not including routine maintenance works), I Grounds maintenance equipment, I Pitch improvement works (not including routine maintenance works), I Fencing. <p>The scheme is available to local authorities, educational establishments, grassroots football clubs and professional and semi-professional football clubs and their associated community organisations, to support their community outreach programmes.</p>

SHROPSHIRE COUNCIL STRATEGY & ACTION PLAN

Awarding body	Description
	<p>Premier League Primary Stars Kit and Equipment Scheme - this scheme, run in partnership with Nike and delivered by the Football Foundation, gives teachers the opportunity to get their hands on free resources to aid their pupils' learning. Primary school teachers registered at plprimarystars.com can access either a free Nike football strip, or a free equipment pack which can be used across the curriculum.</p>
<p>Rugby Football Union (RFU) https://www.englandrugby.com/participation/running-your-club/funding</p>	<p>The RFU now provides Local Club Grants for facility improvements. These are managed and administered locally by RFU staff and Constituent Body volunteers.</p>
<p>The England and Wales Cricket Trust https://www.ecb.co.uk/be-involved/club-support/club-funding</p>	<p>The Interest Free Loan Scheme provides finance to clubs for various capital projects such as buildings, equipment purchase, fine turf, land purchase and non-turf. All ECB affiliated cricket clubs are eligible to apply, as well as other organisations that can evidence achievement/delivery of the EWCT's charitable aims. Clubs with a junior section can apply for funding from £1,000 to £50,000 whereas clubs without a junior section can apply for funding from £1,000 to £20,000. A minimum of 10% partnership funding is required from the applicant.</p> <p>The Small Grant Scheme aims to support the ECB's national programmes – Get the Game On, All Stars Cricket, Women's Cricket and U19 Club T20. Clubs can apply for funding towards the purchase of relevant products or materials, and associated professional labour costs.</p> <p>Project themes:</p> <ul style="list-style-type: none"> <input type="checkbox"/> Covers – supporting Get the Game On <input type="checkbox"/> Family Friendly Facilities – supporting All Stars Cricket <input type="checkbox"/> Improved Changing Facilities for Females – supporting Women's Cricket <input type="checkbox"/> Great Events – supporting U19 Club T20.
<p>EU Life Fund http://ec.europa.eu/environment/funding/intro_en.htm</p>	<p>LIFE is the EU's financial instrument supporting environmental and nature conservation projects throughout the EU. LIFE also finances some grants for non-governmental organisations active in the field of the environment because they are key players in the development and implementation of environmental policy.</p>
<p>National Hockey Foundation http://www.thenationalhockeyfoundation.com/</p>	<p>The Foundation primarily makes grants to a wide range of organisations that meet one of the areas of focus: young people and hockey, young people and sport in Milton Keynes, enabling the development of hockey at youth or community level and smaller charities. There is no limit on the amount of funding that an organisation can request. However, the Foundation does not generally award grants for less than £10,000 or more than £75,000.</p>
<p>Rugby Football League https://www.rlwc2021.com/facilities</p>	<p>Rugby League World Cup 2021 Capital Facilities Legacy funding. Small Grants Scheme awards grants of up to £15,000 for the provision of capital items, kit and equipment or to refurbish/improve existing facilities. Large capital grants programme of £15,000 plus focused on supporting the development of new or refurbished local rugby league facilities. The programme is split into four themes:</p> <ol style="list-style-type: none"> 1. Welcoming environments 2. More players 3. Community engagement 4. Innovation fund

SHROPSHIRE COUNCIL STRATEGY & ACTION PLAN

Awarding body	Description
Rugby Football League https://www.rlwc2021.com/facilities	Rugby League World Cup 2021 Capital Facilities legacy funding. Small Grants Scheme awards grants of up to £15,000 for the provision of capital items, kit and equipment or to refurbish/improve existing facilities. Large capital grants programme of £15,000 plus focused on supporting the development of new or refurbished local rugby league facilities. The programme is split into four themes: 5. Welcoming environments 6. More players 7. Community engagement 8. Innovation fund
National Hockey Foundation http://www.thenationalhockeyfoundation.com/	The Foundation primarily makes grants to a wide range of organisations that meet one of the areas of focus: Young people and hockey, Enabling the development of hockey at youth or community level.
LTA Transforming British Tennis Together https://www.lta.org.uk/workforce-venues/tennis-venue-support/tennis-facility-funding-and-advice/transforming-british-tennis-together/	Transforming British Tennis Together (TBTT) is the largest capital investment programme the LTA has undertaken. It aims to invest £125 million over the next ten years in tennis facilities which it hopes can be match funded by partners to bring £250 million into the sport.
BCGBA grants https://www.bcgba.org.uk/grants/	Provided a club is subscribed to the BCGBA it can apply for a grant a range of ancillary issues, providing it has not already received one in the previous five years.

Flooding Funding

Sport England also offers various funding options for clubs that have been affected by flooding such as the Community Asset Fund¹⁰¹. These are typically separated into three criteria: small scale investment (£1,000 - £15,000), medium scale investment (£15,000 - £50,000) and large scale investment (£50,000 - £150,000). The Community Asset Fund was designed to help communities respond quickly to emergencies or unexpected events that stop people from being active.

Protecting Playing Fields

Sport England's Strategy: Towards an Active Nation (2016-2021) will simplify the funding reducing the number of investment programmes from 30 to 7:

- I* Tackling Inactivity
- I* Children and Young People
- I* Volunteering
- I* Taking sport and activity into the mass market
- I* Supporting sports core markets
- I* Local delivery
- I* Creating welcoming sports facilities

The current funding streams listed below will remain operational during 2016/17 but will be phased out and replaced by one or more of the seven listed above.

¹⁰¹ <https://www.sportengland.org/how-we-can-help/our-funds/community-asset-fund>

SHROPSHIRE COUNCIL STRATEGY & ACTION PLAN

It launched Protecting Playing Fields (PPF) as part of its Places People Play Olympic legacy mass participation programme and is investing £10 million of National Lottery funding in community sports projects.

The programme is being delivered via five funding rounds (with up to £2 million being awarded to projects in each round). Its focus is on protecting and improving playing fields and developing community sport. It will fund capital projects that create, develop and improve playing fields for sporting and community use and offer long-term protection of the site for sport. Projects are likely to involve the construction of new pitches or improvement of existing ones that need levelling or drainage works.

Sport England's Community Asset Fund¹⁰² programme will be delivered via funding rounds and replaced its previous Inspired Facilities Fund. The Community Asset Fund opened in late January 2017 with an annual budget of £15 million, anticipating funding applications to range anywhere from £1000 to £150,000.

A key difference of the new programme is that it not only aims to support improvement of facilities within traditional sports clubs and recreational or sporting environments, but seeks explore new ways to invest in communities where improvement of facilities can offer wider benefit for not just sporting groups but other physical activities and local organisations which use or could use the site. The change in approach reflects the Towards an Active Nation Strategy and a contribution to delivering the five outcomes: physical wellbeing, mental wellbeing, individual development, social and community development and economic development.

The four main aims of the Community Asset Fund programme are:

- Improve and protect existing sports facilities that support the needs of local communities
- Invest in new and different places that meet the needs of local communities, which include our target audiences
- Ensure our capital investment reaches organisations who have not accessed our funding before
- Create a more resilient, sustainable, less grant dependent sport sector

Strategic Facilities Fund

Facilities are fundamental in providing more people with the opportunity to play sport. The supply of the right facilities in the right areas is key to getting more people to play sport. Sport England recognises the considerable financial pressures that local authorities are currently under and the need to strategically review and rationalise leisure stock so that cost effective and financially sustainable provision is available in the long-term. Sport England has a key role to play in the sector, from influencing the local strategic planning and review of sports facility provision to investing in major capital projects of strategic importance.

The Strategic Facilities Fund will direct capital investment into a number of key local authority projects that are identified through a strategic needs assessment and that have maximum impact on growing and sustaining community sport participation. These projects will be promoted as best practice in the delivery of quality and affordable facilities, whilst demonstrating long-term operational efficiencies. The fund will support projects that bring together multiple partners, including input from the public and private sectors and national governing bodies of sport (NGBs). The fund is also designed to encourage applicants and their partners to invest further capital and revenue funding to ensure sustainability. Sport England has allocated a budget of circa £30m of Lottery funding to award through this fund (2013-17).

¹⁰² <https://www.sportengland.org/media/11425/community-asset-fund-guide-january-2017.pdf>

SHROPSHIRE COUNCIL STRATEGY & ACTION PLAN

Key features which applications must demonstrate are:

- I A robust needs and evidence base which illustrates the need for the project and the proposed facility mix
- I Strong partnerships which will last beyond the initial development of the project and underpin the long-term sustainability of the facility
- I Multi-sport provision and activity that demonstrates delivery against NGB local priorities
- I A robust project plan from inception to completion with achievable milestones and timescales.

Lottery applications will be invited on a solicited-only basis and grants of between £500,000 and £2,000,000 will be considered.

The Strategic Facilities Fund will prioritise projects that:

- I Are large-scale capital developments identified as part of a local authority sports facility strategic needs assessment/rationalisation programme and that will drive a significant increase in community sports participation
- I Demonstrate consultation/support from two or more NGBs and delivery against their local priorities
- I Are multi-sport facilities providing opportunities to drive high participant numbers
- I Are a mix of facility provision (indoor and/or outdoor) to encourage regular and sustained use by a large number of people
- I Offer an enhancement, through modernisation, to existing provision and/or new build facilities
- I Have a long-term sustainable business plan attracting public and private investment
- I Show quality in design, but are fit for purpose to serve the community need
- I Have effective and efficient operating models, combined with a commitment to development programmes which will increase participation and provide talent pathways.

Projects will need to demonstrate how the grant will deliver against Sport England's strategic priorities. The funding available is for the development of the capital infrastructure, which can contribute to the costs of new build, modernisation or refurbishment and purchasing of major fixed equipment as part of the facility development.

Funder's requirements

Below is a list of funding requirements that can typically be expected to be provided as part of a funding bid, some of which will fall directly out of the Playing Pitch Strategy:

- I Identify need (i.e., why the Project is needed) and how the Project will address it.
- I Articulate what difference the Project will make.
- I Identify benefits, value for money and/or added value.
- I Provide baseline information (i.e., the current situation).
- I Articulate how the Project is consistent with local, regional and national policy.
- I Financial need and project cost.
- I Funding profile (i.e., Who's providing what? Unit and overall costs).
- I Technical information and requirements (e.g., planning permission).
- I Targets, outputs and/or outcomes (i.e., the situation after the Project/what the Project will achieve)
- I Evidence of support from partners and stakeholders.
- I Background/essential documentation (e.g., community use agreement).
- I Assessment of risk.

SHROPSHIRE COUNCIL STRATEGY & ACTION PLAN

Indicative costs

The indicative costs of implementing key elements of the Action Plan can be found on the Sport England website:

<https://www.sportengland.org/facilities-planning/design-and-cost-guidance/cost-guidance/>

The costs are for the development of community sports facilities and are based on providing good quality sports facility based on the last quarter. The Facilities Costs are updated on the Sport England website every quarter. These rounded costs are based on schemes most recently funded through the Lottery (and therefore based on economies of scale), updated to reflect current forecast price indices provided by the Building Cost Information Service (BCIS), prepared by Technical Team Lead of Sport England.

APPENDIX TWO: GLOSSARY

Capacity is the amount of play a site can regularly accommodate (in the relevant comparable unit) for community use without adversely affecting its quality and use. This is typically outlined by the NGB

Overplay is when a pitch is used over the amount that the carrying capacity will allow, (i.e. more than the site can accommodate). Pitches have a limit of how much play they can accommodate over a certain period of time before their quality, and in turn their use, is adversely affected.

Spare capacity is the amount of additional play that a pitch could potentially accommodate in addition to current activity. There may be reasons why this potential to accommodate additional play should not automatically be regarded as actual spare capacity, for example, a site may be managed to regularly operate slightly below its carrying capacity to ensure that it can cater for a number of friendly matches and training activity. This needs to be investigated before the capacity is deemed **actual spare capacity**.

Match equivalent sessions is an appropriate comparable unit for pitch usage. For football, rugby union and rugby league, pitches should relate to a typical week within the season and one match = one match equivalent session if it occurs every week or 0.5 match equivalent sessions if it occurs every other week (i.e. reflecting home and away fixtures). For cricket pitches, it is appropriate to look at the number of match equivalent sessions over the course of a season and one match = one match equivalent session.

Displaced demand generally relates to play by teams or other users of playing pitches from within the study area (i.e. from residents of the study area) which takes place outside of the area. This may be due to issues with the provision of pitches and ancillary facilities in the study area, just reflective of how the sports are played (e.g. at a central venue for the wider area) or due to the most convenient site for the respective users just falling outside of the local authority/study area.

Unmet demand is demand that is known to exist but unable to be accommodated on current supply of pitches. This could be in the form of a team with access to a pitch for matches but nowhere to train or vice versa. This could also be due to the poor quality and therefore limited capacity of pitches in the area and/or a lack of provision and ancillary facilities which meet a certain standard of play/league requirement. League secretaries may be aware of some unmet demand as they may have declined applications from teams wishing to enter their competitions due to a lack of pitch provision which in turn is hindering the growth of the league.

Latent demand is demand that evidence suggests may be generated from the current population should they have access to more or better provision. This could include feedback from a sports club who may feel that they could set up and run an additional team if they had access to better provision.

Future demand is an informed estimate made of the likely future demand for pitches in the study area. This is generally based on the most appropriate current and future population projections for the relevant age and gender groupings for each sport. Key trends, local objectives and targets and consultation also inform this figure.

Casual use or other use could take place on natural grass pitches or AGPs and include:

- Regular play from non-sports club sources (e.g. companies, schools, fitness classes)
- Infrequent informal/friendly matches
- Informal training sessions
- More casual forms of a particular sport organised by sports clubs or other parties
- Significant public use and informal play, particularly where pitches are located in parks/recreation grounds.

APPENDIX THREE: SPORTING CONTEXT

The following section outlines a series of national, regional and local policies pertaining to the study and which will have an important influence on the Strategy.

National context

The provision of high quality and accessible community outdoor sports facilities at a local level is a key requirement for achieving the targets set out by the Government and Sport England. It is vital that this strategy is cognisant of and works towards these targets in addition to local priorities and plans.

Department of Media Culture and Sport Sporting Future: A New Strategy for an Active Nation (2015)

The Government published its strategy for sport in December 2015. This strategy confirms the recognition and understanding that sport makes a positive difference through broader means and that it will help the sector to deliver five simple but fundamental outcomes: physical health, mental health, individual development, social and community development and economic development. In order to measure its success in producing outputs which accord with these aims it has also adopted a series of 23 performance indicators under nine key headings, as follows:

- I More people taking part in sport and physical activity.
- I More people volunteering in sport.
- I More people experiencing live sport.
- I Maximising international sporting success.
- I Maximising domestic sporting success.
- I Maximising domestic sporting success.
- I A more productive sport sector.
- I A more financially and organisationally sustainable sport sector.
- I A more responsible sport sector.

Sport England: Towards an Active Nation (2016-2021)

Sport England's five year strategy 'Towards an Active Nation' aims to target the 28% of people who do less than 30 minutes of exercise each week and will focus on the least active groups; typically women, the disabled and people from lower socio-economic backgrounds.

Sport England will invest up to £30m on a plan to increase the number of volunteers in grassroots sport. Emphasis will be on working with a larger range of partners with less money being directed towards National Governing Bodies.

The Strategy will help deliver against the five health, social and economic outcomes set out in the Government's Sporting Future strategy.

- I Physical Wellbeing
- I Mental Wellbeing
- I Individual Development
- I Social & Community Development
- I Economic Development

National Planning Policy Framework (2019)

The National Planning Policy Framework (NPPF) sets out planning policies for England. It details how these changes are expected to be applied to the planning system. It also provides a framework for local people and their councils to produce distinct local and neighbourhood plans, reflecting the needs and priorities of local communities.

The NPPF states the purpose of the planning system is to contribute to the achievement of sustainable development. It identifies that the planning system needs to focus on three themes of sustainable development: economic, social and environmental. A presumption in favour of sustainable development is a key aspect for any plan-making and decision-taking processes. In relation to plan-making the NPPF sets out that Local Plans should meet objectively assessed needs.

The 'promoting healthy communities' theme identifies that planning policies should be based on robust and up-to-date assessments of the needs for open space, sports and recreation facilities and opportunities for new provision. Specific needs and quantitative or qualitative deficiencies or surpluses in local areas should also be identified. This information should be used to inform what provision is required in an area.

As a prerequisite the NPPF states existing open space, sports and recreation buildings and land, including playing fields, should not be built on unless:

- An assessment has been undertaken, which has clearly shown that the open space, buildings or land is surplus to requirements.
- The loss resulting from the proposed development would be replaced by equivalent or better provision in terms of quantity and quality in a suitable location.
- The development is for alternative sports and recreational provision, the needs for which clearly outweigh the loss.

In order for planning policies to be 'sound' local authorities are required to carry out a robust assessment of need for open space, sport and recreation facilities.

The FA National Football Facilities Strategy (2018-28)

The Football Association's (FA) National Football Facilities Strategy (NFFS) provides a strategic framework that sets out key priorities and targets for the national game (i.e., football) over a ten-year period.

The Strategy sets out shared aims and objectives it aims to deliver on in conjunction with The Premier League, Sport England and the Government, to be delivered with support of the Football Foundation.

These stakeholders have clearly identified the aspirations for football to contribute directly to nationally important social and health priorities. Alongside this, the strategy is clear that traditional, affiliated football remains an important priority and a core component of the game, whilst recognising and supporting the more informal environments used for the community and recreational game.

Its vision is: *"Within 10 years we aim to deliver great football facilities, wherever they are needed"*

£1.3 billion has been spent by football and Government since 2000 to enhance existing football facilities and build new ones. However, more is needed if football and Government's shared objectives for participation, individual well-being and community cohesion are to be achieved. Nationally, direct investment will be increased – initially to £69 million per annum from football and Government (a 15% increase on recent years).

The NFFS investment priorities can be broadly grouped into six areas, recognising the need to grow the game, support existing players and better understand the different football environments:

- i Improve 20,000 Natural Turf pitches**, with a focus on addressing drop off due to a poor playing experience;
- i Deliver 1,000 3G AGP 'equivalents'** (mix of full size and small sided provision, including MUGAs - small sided facilities are likely to have a key role in smaller / rural communities and encouraging multi-sport offers), enhancing the quality of playing experience and supporting a sustainable approach to grass roots provision;
- i Deliver 1,000 changing pavilions/clubhouses**, linked to multi-pitch or hub sites, supporting growth (particularly in women and girls football), sustainability and providing a facility infrastructure to underpin investment in coaching, officials and football development;
- i Support access to flexible indoor spaces**, including equipment and court markings, to support growth in futsal, walking football and to support the education and skills outcomes, exploiting opportunities for football to positively impact on personal and social outcomes for young people in particular;
- i Refurbish existing stock to maintain current provision**, recognising the need to address historic under-investment and issues with refurbishment of existing facilities;
- i Support testing of technology and innovation**, building on customer insight to deliver hubs for innovation, testing and development of the game.

Local Football Facility Plans

To support in delivery of the NFFS, The FA has commissioned a national project. Over the next two years to 2020, a Local Football Facility Plan (LFFP) will be produced for every local authority across England. Each plan will be unique to its area as well as being diverse in its representation, including currently underrepresented communities.

Identifying strategic priorities for football facilities across the formal, recreational and informal game, LFFPs will establish a ten-year vision for football facilities that aims to transform the playing pitch stock in a sustainable way. They will identify key projects to be delivered and act as an investment portfolio for projects that require funding. As such, around 90% of all will be identified via LFFPs. LFFPs will guide the allocation of 90% of national football investment (The FA, Premier League and DCMS) and forge stronger partnerships with local stakeholders to develop key sites. This, together with local match-funding will deliver over one billion pounds of investment into football facilities over the next 10-years.

It is important to recognise that a LFFP is an investment portfolio of priority projects for potential investment - it is not a detailed supply and demand analysis of all pitch provision in a local area. Therefore, it cannot be used as a replacement for a Playing Pitch Strategy (PPS) and it will not be accepted as an evidence base for site change of use or disposal.

A LFFP will; however, build on available/existing local evidence and strategic plans and may adopt relevant actions from a PPS and/or complement these with additional investment priorities.

The FA: National Game Strategy (2018-2021)

The FA launched its new National Game Strategy in July 2018 which aims to inspire a life-long journey in football for all. To achieve this, the strategy will focus on five key aspects of the game:

- I A high quality introduction to football
- I Developing clubs and leagues
- I Embrace all formats of football and engage all participants
- I Recruit, develop and support the workforce
- I Develop sustainable facilities

Through these five pillars, The FA's objectives are to:

- I Increase the number of male affiliated and recreational players by 10%.
- I Double the number of female affiliated and recreational players via a growth of 75%.
- I Increase the number of disability affiliated and recreational players by 30%.
- I Ensure affiliated Futsal is available across the country in order to increase the number of Futsal affiliated and recreational players.

The sustainable football facilities should provide support to an agreed portfolio of priority projects that meet National Football Facility Strategy (NFFS) investment priorities.

England and Wales Cricket Board (ECB) Inspiring Generations (2020-2024)

The England and Wales Cricket Board unveiled a new strategic plan in 2019. The strategic plan aims to connect communities and improve lives by inspiring people to discover and share their passion for cricket

The plan sets out six important priorities and activities, these are:

I *Grow and nurture the core*

- I Create an infrastructure investment fund for First Class County Clubs (FCCs)
- I Introduce a new Community Investment Funding for FCCs and County Cricket Boards (CCBs)
- I Invest in club facilities
- I Develop the role of National Counties Cricket
- I Further invest in County Competitions

I *Inspire through elite teams*

- I Increase investment in the county talent pathway
- I Incentivise the counties to develop England Players
- I Drive the performance system through technology and innovation
- I Create heroes and connect them with a new generation of fans

I *Make cricket accessible*

- I Broaden crickets appeal through the New Competition
- I Create a new digital community for cricket
- I Install non-traditional playing facilities in urban areas
- I Continue to deliver South Asian Action Plans
- I Launch a new participation product, linked to the New Competition

I Engage children and young people

- I Double cricket participation in primary schools
- I Deliver a compelling and coordinated recreational playing offer from age five upwards
- I Develop our safeguarding to promote safe spaces for children and young people

I Transform women's and girls' cricket

- I Grow the base through participation and facilities investment
- I Launch centres of excellence and a new elite domestic structure
- I Invest in girls' county age group cricket
- I Deliver a girls' secondary school programme

I Support our communities

- I Double the number of volunteers in the game
- I Create a game-wide approach to Trust and Foundations through the cricket network
- I Develop a new wave of officials and community coaches
- I Increase participation in disability cricket

The Rugby Football Union Strategic Plan (2017-2021)

The RFU has released its new strategic vision for rugby in England. The strategy is based on four main elements which are; Protect, Engage, Grow and Win. It covers all elements of rugby union ranging from elite rugby to grassroots, although the general relevancy to the PPS is centred around growing the game.

The RFU exists to promote and develop rugby union in England and ensure the long-term sustainability of clubs by growing player numbers and retaining them across all age groups. Responding to wider market influences, work will continue on developing new ways to take part in all forms of the game, without comprising the sports traditions. This will ensure a lasting legacy from elite success by attracting new players and encouraging current male and female adult players to play.

The four key aims to ensure long term sustainability are to:

- I Improve player transition from age grade to adult 15-a-side rugby
- I Expand places to play through Artificial Grass Pitches (AGPs)
- I Engage new communities in rugby
- I Create a community 7's offering

England Hockey (EH) - A Nation Where Hockey Matters 2013

The vision is for England to be a 'Nation Where Hockey Matters'.

We know that delivering success on the international stage stimulates the nation's pride in their hockey team and, with the right events in place, we will attract interest from spectators, sponsors and broadcasters alike. The visibility that comes from our success and our occasions will inspire young people and adults to follow in the footsteps of their heroes and, if the right opportunities are there to meet their needs, they will play hockey and enjoy wonderful experiences.

Underpinning all this is the infrastructure which makes our sport function. We know the importance of our volunteers, coaches, officials, clubs and facilities. The more inspirational our people can be, the more progressive we can be and the more befitting our facilities can be, the more we will achieve for our sport. England Hockey will enable this to happen and we are passionate about our role within the sport. We will lead, support, counsel, focus and motivate the Hockey Nation and work tirelessly towards our vision.

SHROPSHIRE COUNCIL STRATEGY & ACTION PLAN

As a governing body, we want to have a recognisable presence to participants of the game, be that through club or association website or their communications, or through the work of the many outstanding coaches in our game, so that players understand that their club is part of a wider team working together to a common goal.

The core objectives are as follows:

1. Grow our Participation
2. Deliver International Success
3. Increase our Visibility
4. Enhance our Infrastructure
5. For England Hockey to be proud and respected custodians of the sport

Club participation

Our club market is well structured and clubs are required to affiliate to England Hockey to play in community leagues. As a result only relatively few occasional teams lie outside our affiliation structure. Schools and Universities are the other two areas where significant hockey is played.

Hockey is clearly benefiting from a double Olympic legacy. After Great Britain's women won bronze in front of a home crowd in London in 2012 the numbers of young girls playing the sport doubled and a historic gold in Rio 2016 saw more than 10,000 players promptly joining clubs. These triumphs have inspired the nation to get active and play hockey. Thanks to the outstanding work of the network of clubs across the country, England Hockey has seen unprecedented growth at both ends of the age range. There has been an 80% increase in the number of boys and girls in clubs, as well as a 54% increase in players over the age of 46.

Hockey clubs have reaped the rewards of the improved profile of the sport, focussing on a link with schools to provide excellent opportunities for young players. Programmes such as Quick sticks – a small-sided version of hockey for 7-11 year olds – in Primary Schools have been hugely successful in allowing new players to take part in the sport from an early age. The growth in the sport since the eve of London 2012 has been seen across the country, examples being a 110% increase in under 16s club participation in London, and a 111% growth in the North West in the same age bracket.

England Hockey Strategy

England Hockey's Facilities Strategy can be found [here](#).

Vision: For every hockey club in England to have appropriate and sustainable facilities that provide excellent experiences for players.

Mission: More, Better, Happier Players with access to appropriate and sustainable facilities

The 3 main objectives of the facilities strategy are:

1. PROTECT: To conserve the existing hockey provision

- There are currently over 800 pitches that are used by hockey clubs (club, school, universities) across the country. It is important to retain the current provision where appropriate to ensure that hockey is maintained across the country.

2. IMPROVE: To improve the existing facilities stock (physically and administratively)

- The current facilities stock is ageing and there needs to be strategic investment into refurbishing the pitches and ancillary facilities. England Hockey works to provide more support for clubs to obtain better agreements with facilities providers & education around owning an asset.

3. DEVELOP: To strategically build new hockey facilities where there is an identified need and ability to deliver and maintain. This might include consolidating hockey provision in a local area where appropriate.

England Hockey has identified key areas across the country where there is a lack of suitable hockey provision and there is a need for additional pitches, suitable for hockey. There is an identified demand for multi pitches in the right places to consolidate hockey and allow clubs to have all of their provision catered for at one site.

England Netball - Your Game, Your Way 2013-17

Even though this Plan is out of date, England Netball remains committed to its '10-1-1' mission, vision and values that form the fundamentals for its strategic planning for the future for the sport and business.

To facilitate the successful achievement of Netball 10:1:1 and Goal 4, England Netball will:

- i Accelerate the participation growth by extending our market penetration and reach through the activation of a range of existing and new participant-focused products and programmes that access new and targeted markets.
- i Increase the level of long-term participant retention through targeting programmes at known points of attrition and easy transition through the market segments, supported by an infrastructure that reflects the participant needs and improves their netball experience.
- i Build a sustainable performance pathway and system built on the principles of purposeful practice and appropriate quality athlete coach contact time.
- i Develop sustainable revenue streams through the commercialisation of a portfolio of products and programmes and increasing membership sales. This will also include the creation of cost efficiencies and improved value for money through innovative partnerships and collaborations in all aspects of the business.
- i Establish high standards of leadership and governance that protect the game and its people and facilitates the on-going growth and transformation of the NGB and sport.

British Tennis Strategy 2019

The new LTA Strategy includes seven strategies relating to three objectives which are built around the following vision and mission:

Vision: tennis opened up

Mission: to grow tennis by making it relevant, accessible, welcoming and enjoyable

Objectives

- i Increase the number of fans on our database from [623,602] to [1,000,000] by 2023.
- i More people playing more often;
- i Increase the number of adults playing tennis each year from [7.7% (4,018,600)] of the population to [8.5% (4,420,460)], and the frequency of adults playing tennis twice a month from [1.9% (858,700)] of the population to [2.2% (1,000,000)] by 2023.

- i The number of children playing tennis from [x] to [y] by 2023 (to be finalised December 2018 on publication of Sport England's new Child Participation Survey).
- i Enable 5 new players to break into the top 100 by 2023 and inspire the tennis audience.

Strategies

1. Visibility - Broaden relevance and increase visibility of tennis all year round to build engagement and participation with fans and players.
2. Innovation - Innovate in the delivery of tennis to widen its appeal.
3. Investment - Support community facilities and schools to increase the opportunities to play
4. Accessibility - Make the customer journey to playing tennis easier and more accessible for anyone
5. Engagement - Engage and collaborate with everyone involved in delivering tennis in Britain, particularly coaches and volunteers to attract and maintain more people in the game.
6. Performance - Create a pathway for British champions that nurtures a diverse team of players, people and leaders.
7. Leadership - Lead tennis in Britain to the highest standard so it is a safe, welcoming, well-run sport.

British Crown Green Bowling Association

Please note there is no current facility guidance provided by British Crown Green Bowling Association responsible for crown green bowls in England.

<http://bcgba.org.uk/index.html>

Bowls England: Strategic Plan 2014-2017

Although the Plan is out of date, it remains the most up to date available. Bowls England will provide strong leadership and work with its stakeholders to support the development of the sport of bowls in England for this and future generations.

The overall vision of Bowls England is to:

- i Promote the sport of outdoor flat green bowls.
- i Recruit new participants to the sport of outdoor flat green bowls.
- i Retain current and future participants within the sport of flat green bowls.

In order to ensure that this vision is achieved, ten key performance targets have been created, which will underpin the work of Bowls England up until 31st March 2017.

- i 115,000 individual affiliated members.
- i 1,500 registered coaches.
- i Increase total National Championship entries by 10%.
- i Increase total national competition entries by 10%.
- i Medal places achieved in 50% of events at the 2016 World Championships.
- i 35 county development plans in place and operational.
- i County development officer appointed by each county association.
- i National membership scheme implemented with 100% uptake by county associations.
- i Secure administrative base for 1st April 2017.
- i Commercial income to increase by 20%.

SHROPSHIRE COUNCIL STRATEGY & ACTION PLAN

Despite a recent fall in affiliated members, and a decline in entries into National Championships over the last five years, Bowls England believes that these aims will be attained by following core values. The intention is to:

- Be progressive.
- Offer opportunities to participate at national and international level.
- Work to raise the profile of the sport in support of recruitment and retention.
- Lead the sport.
- Support clubs and county associations.

APPENDIX FOUR: HOUSING GROWTH SCENARIOS

Scenario Three - Albrighton

The estimated additional population derived from housing growth from 305 dwellings with an occupancy rate of 2.36 per household is 720 people.

This population increase equates to 0.61 match equivalent sessions of demand per week for grass pitch sports, 0.04 match equivalent sessions of demand per week on AGPs for hockey and 5.36 match equivalent sessions of demand per season for cricket.

Training demand equates to 1.08 hours of use per week for football on 3G pitches and hockey equates to 0.12 hours of use per week on AGPs. There are also 0.08 match equivalent sessions per week of training for rugby union on a floodlit grass pitch.

Table 7.13: Likely demand for grass pitch sports generated from 305 dwellings

Pitch sport	Estimated demand by sport for 305 dwellings	
	Match demand (MES) per week ¹⁰³	Training demand ¹⁰⁴
Adult football	0.10	1.08 hours
Youth football	0.28	
Mini soccer	0.16	
Rugby union	0.07	0.08 match equivalent sessions
Adult hockey	0.03	0.10 hours
Junior & mixed hockey	0.01	0.02 hours
Cricket	5.36	-

The table below translates estimated demand into new pitch provision with associated capital and lifestyle costs.

Table 7.14: Estimated demand and costs for new pitch provision

Pitch type	Estimated demand and costs for new pitches			Changing rooms	
	Number of pitches to meet demand	Capital cost ¹⁰⁵	Lifecycle Cost (per annum) ¹⁰⁶	Number	Capital cost
Adult football	0 (0.10)	£9,373	£1,978	0.2	£32,339
Youth football	0 (0.28)	£20,330	£4,269	0.36	£56,772
Mini soccer	0 (0.16)	£3,697	£776	0	£0
Rugby union	0 (0.07)	£9,405	£2,013	0.15	£23,176
Cricket	0 (0.12)	£32,831	£6,632	0.24	£38,396
Sand based AGPs	0 (0.01)	£6,267	£194	0.02	£2,605
3G	0 (0.03)	£25,962	£1,044	0	£9,002
Total	0	£107,865	£16,905	1.03	£162,290

¹⁰³ As per the PPS Guidance, demand for cricket is considered in terms of match equivalent sessions per season rather than per week.

¹⁰⁴ Hours equate to access to a full size floodlit 3G pitch or hockey suitable AGP

¹⁰⁵ Sport England Facilities Costs Second Quarter 2020 – (<https://www.sportengland.org/facilities-planning/design-and-cost-guidance/cost-guidance/>)

¹⁰⁶ Lifecycle costs are based on the % of the total project cost per annum as set out in Sport England's Life Cycle Costs Natural Turf Pitches and Artificial Surfaces documents (2012)

SHROPSHIRE COUNCIL STRATEGY & ACTION PLAN

Scenario Three – Bishop’s Castle

The estimated additional population derived from housing growth from 360 dwellings with an occupancy rate of 2.36 per household is 850 people.

This population increase equates to 0.73 match equivalent sessions of demand per week for grass pitch sports, 0.06 match equivalent sessions of demand per week on AGPs for hockey and 6.33 match equivalent sessions of demand per season for cricket.

Training demand equates to 1.27 hours of use per week for football on 3G pitches and hockey equates to 0.14 hours of use per week on AGPs. There are also 0.10 match equivalent sessions per week of training for rugby union on a floodlit grass pitch.

Table 7.15: Likely demand for grass pitch sports generated from 360 dwellings

Pitch sport	Estimated demand by sport for 360 dwellings	
	Match demand (MES) per week ¹⁰⁷	Training demand ¹⁰⁸
Adult football	0.12	1.27 hours
Youth football	0.33	
Mini soccer	0.19	
Rugby union	0.09	0.10 match equivalent sessions
Adult hockey	0.04	0.12 hours
Junior & mixed hockey	0.02	0.02 hours
Cricket	6.33	-

The table below translates estimated demand into new pitch provision with associated capital and lifestyle costs.

Table 7.16: Estimated demand and costs for new pitch provision

Pitch type	Estimated demand and costs for new pitches			Changing rooms	
	Number of pitches to meet demand	Capital cost ¹⁰⁹	Lifecycle Cost (per annum) ¹¹⁰	Number	Capital cost
Adult football	0 (0.12)	£11,066	£2,335	0.24	£38,177
Youth football	0 (0.33)	£24,001	£5,040	0	£67,023
Mini soccer	0 (0.19)	£4,365	£917	0	£0
Rugby union	0 (0.09)	£11,103	£2,376	0	27,361
Cricket	0 (0.14)	£38,759	£7,829	0	£45,328
Sand based AGPs	0 (0.1)	£7,399	£229	0.02	£3,075
3G	0 (0.03)	£30,649	£1,233	0.07	£10,627
Total	0	£127,342	£19,959	0.33	£191,591

¹⁰⁷ As per the PPS Guidance, demand for cricket is considered in terms of match equivalent sessions per season rather than per week.

¹⁰⁸ Hours equate to access to a full size floodlit 3G pitch or hockey suitable AGP

¹⁰⁹ Sport England Facilities Costs Second Quarter 2020 – (<https://www.sportengland.org/facilities-planning/design-and-cost-guidance/>)

¹¹⁰ Lifecycle costs are based on the % of the total project cost per annum as set out in Sport England’s Life Cycle Costs Natural Turf Pitches and Artificial Surfaces documents (2012)

SHROPSHIRE COUNCIL STRATEGY & ACTION PLAN

Scenario Three – Bridgnorth

The estimated additional population derived from housing growth from 1,842 dwellings with an occupancy rate of 2.36 per household is 4,347 people.

This population increase equates to 3.7 match equivalent sessions of demand per week for grass pitch sports, 0.29 match equivalent sessions of demand per week on AGPs for hockey and 32.37 match equivalent sessions of demand per season for cricket.

Training demand equates to 6.51 hours of use per week for football on 3G pitches and hockey equates to 0.70 hours of use per week on AGPs. There are also 0.51 match equivalent sessions per week of training for rugby union on a floodlit grass pitch.

Table 7.17: Likely demand for grass pitch sports generated from 1,842 dwellings

Pitch sport	Estimated demand by sport for 1,842 dwellings	
	Match demand (MES) per week ¹¹¹	Training demand ¹¹²
Adult football	0.62	6.51 hours
Youth football	1.67	
Mini soccer	0.97	
Rugby union	0.44	0.51 match equivalent sessions
Adult hockey	0.20	0.59 hours
Junior & mixed hockey	0.09	0.11 hours
Cricket	32.37	-

The table below translates estimated demand into new pitch provision with associated capital and lifestyle costs.

Table 7.18: Estimated demand and costs for new pitch provision

Pitch type	Estimated demand and costs for new pitches			Changing rooms	
	Number of pitches to meet demand	Capital cost ¹¹³	Lifecycle Cost (per annum) ¹¹⁴	Number	Capital cost
Adult football	1 (0.62)	£56,592	£11,941	1.23	£195,244
Youth football	2 (1.67)	£122,743	£25,776	2.16	£342,762
Mini soccer	1 (0.97)	£22,323	£4,688	0	£0
Rugby union	0 (0.44)	£56,781	£12,151	0.88	£139,925
Cricket	1 (0.73)	£198,217	£40,040	1.46	£231,814
Sand based AGPs	0 (0.05)	£37,838	£1,173	0.1	£15,728
3G	0 (0.17)	£156,745	£6,304	0.34	£54,349
Total	5	£651,239	£102,073	6.17	£979, 822

¹¹¹ As per the PPS Guidance, demand for cricket is considered in terms of match equivalent sessions per season rather than per week.

¹¹² Hours equate to access to a full size floodlit 3G pitch or hockey suitable AGP

¹¹³ Sport England Facilities Costs Second Quarter 2020 – (<https://www.sportengland.org/facilities-planning/design-and-cost-guidance/>)

¹¹⁴ Lifecycle costs are based on the % of the total project cost per annum as set out in Sport England's Life Cycle Costs Natural Turf Pitches and Artificial Surfaces documents (2012)

SHROPSHIRE COUNCIL STRATEGY & ACTION PLAN

Scenario Three – Broseley

The estimated additional population derived from housing growth from 50 dwellings with an occupancy rate of 2.36 per household is 118 people.

This population increase equates to 0.11 match equivalent sessions of demand per week for grass pitch sports, 0.03 match equivalent sessions of demand per week on AGPs for hockey and 0.88 match equivalent sessions of demand per season for cricket.

Training demand equates to 0.18 hours of use per week for football on 3G pitches and hockey equates to 0.02 hours of use per week on AGPs. There are also 0.01 match equivalent sessions per week of training for rugby union on a floodlit grass pitch.

Table 7.19: Likely demand for grass pitch sports generated from 50 dwellings

Pitch sport	Estimated demand by sport for 50 dwellings	
	Match demand (MES) per week ¹¹⁵	Training demand ¹¹⁶
Adult football	0.02	0.18 hours
Youth football	0.05	
Mini soccer	0.03	
Rugby union	0.01	0.01 match equivalent sessions
Adult hockey	0.03	0.02 hours
Junior & mixed hockey	0.00	0.00 hours
Cricket	0.88	-

The table below translates estimated demand into new pitch provision with associated capital and lifestyle costs.

Table 7.20: Estimated demand and costs for new pitch provision

Pitch type	Estimated demand and costs for new pitches			Changing rooms	
	Number of pitches to meet demand	Capital cost ¹¹⁷	Lifecycle Cost (per annum) ¹¹⁸	Number	Capital cost
Adult football	0 (0.02)	£1,536	£324	0.03	£5,300
Youth football	0 (0.05)	£3,332	£700	0.06	£9,304
Mini soccer	0 (0.03)	£606	£127	0	£0
Rugby union	0 (0.01)	£1,541	£330	0.02	£3,798
Cricket	0 (0.02)	£5,381	£1,087	0.04	£6,293
Sand based AGPs	0 (0.00)	£1,027	£32	0	£427
3G	0 (0.00)	£4,255	£171	0.01	£1,475
Total	0	£17,678	£2,771	0.16	£26,597

¹¹⁵ As per the PPS Guidance, demand for cricket is considered in terms of match equivalent sessions per season rather than per week.

¹¹⁶ Hours equate to access to a full size floodlit 3G pitch or hockey suitable AGP

¹¹⁷ Sport England Facilities Costs Second Quarter 2020 – (<https://www.sportengland.org/facilities-planning/design-and-cost-guidance/>)

¹¹⁸ Lifecycle costs are based on the % of the total project cost per annum as set out in Sport England's Life Cycle Costs Natural Turf Pitches and Artificial Surfaces documents (2012)

SHROPSHIRE COUNCIL STRATEGY & ACTION PLAN

Scenario Three – Church Stretton

The estimated additional population derived from housing growth from 121 dwellings with an occupancy rate of 2.36 per household is 286 people.

This population increase equates to 0.24 match equivalent sessions of demand per week for grass pitch sports, 0.02 match equivalent sessions of demand per week on AGPs for hockey and 2.13 match equivalent sessions of demand per season for cricket.

Training demand equates to 0.43 hours of use per week for football on 3G pitches and hockey equates to 0.05 hours of use per week on AGPs. There are also 0.03 match equivalent sessions per week of training for rugby union on a floodlit grass pitch.

Table 7.21: Likely demand for grass pitch sports generated from 121 dwellings

Pitch sport	Estimated demand by sport for 121 dwellings	
	Match demand (MES) per week ¹¹⁹	Training demand ¹²⁰
Adult football	0.04	0.43 hours
Youth football	0.11	
Mini soccer	0.06	
Rugby union	0.03	0.03 match equivalent sessions
Adult hockey	0.01	0.04 hours
Junior & mixed hockey	0.01	0.01 hours
Cricket	2.13	-

The table below translates estimated demand into new pitch provision with associated capital and lifestyle costs.

Table 7.22: Estimated demand and costs for new pitch provision

Pitch type	Estimated demand and costs for new pitches			Changing rooms	
	Number of pitches to meet demand	Capital cost ¹²¹	Lifecycle Cost (per annum) ¹²²	Number	Capital cost
Adult football	0 (0.04)	£3,723	£786	0.08	£12,846
Youth football	0 (0.11)	£8,076	£1,696	0.14	£22,551
Mini soccer	0 (0.06)	£1,469	£308	0	£0
Rugby union	0 (0.03)	£3,736	£799	0.06	£9,206
Cricket	0 (0.05)	£13,041	£2,634	0.1	£15,252
Sand based AGPs	0 (0.00)	£2,489	£77	0.01	£1,035
3G	0 (0.01)	£10,313	£415	0.02	£3,576
Total	0	£42,847	£6,715	0.41	£64,466

¹¹⁹ As per the PPS Guidance, demand for cricket is considered in terms of match equivalent sessions per season rather than per week.

¹²⁰ Hours equate to access to a full size floodlit 3G pitch or hockey suitable AGP

¹²¹ Sport England Facilities Costs Second Quarter 2020 – (<https://www.sportengland.org/facilities-planning/design-and-cost-guidance/>)

¹²² Lifecycle costs are based on the % of the total project cost per annum as set out in Sport England's Life Cycle Costs Natural Turf Pitches and Artificial Surfaces documents (2012)

SHROPSHIRE COUNCIL STRATEGY & ACTION PLAN

Scenario Three – Cleobury Mortimer

The estimated additional population derived from housing growth from 127 dwellings with an occupancy rate of 2.36 per household is 300 people.

This population increase equates to 0.26 match equivalent sessions of demand per week for grass pitch sports, 0.02 match equivalent sessions of demand per week on AGPs for hockey and 2.23 match equivalent sessions of demand per season for cricket.

Training demand equates to 0.45 hours of use per week for football on 3G pitches and hockey equates to 0.05 hours of use per week on AGPs. There are also 0.03 match equivalent sessions per week of training for rugby union on a floodlit grass pitch.

Table 7.23: Likely demand for grass pitch sports generated from 127 dwellings

Pitch sport	Estimated demand by sport for 127 dwellings	
	Match demand (MES) per week ¹²³	Training demand ¹²⁴
Adult football	0.04	0.45 hours
Youth football	0.12	
Mini soccer	0.07	
Rugby union	0.03	0.03 match equivalent sessions
Adult hockey	0.01	0.04 hours
Junior & mixed hockey	0.01	0.01 hours
Cricket	2.23	-

The table below translates estimated demand into new pitch provision with associated capital and lifestyle costs.

Table 7.24: Estimated demand and costs for new pitch provision

Pitch type	Estimated demand and costs for new pitches			Changing rooms	
	Number of pitches to meet demand	Capital cost ¹²⁵	Lifecycle Cost (per annum) ¹²⁶	Number	Capital cost
Adult football	0 (0.04)	£3,906	£824	0.08	£13,474
Youth football	0 (0.12)	£8,471	£1,779	0.15	£23,655
Mini soccer	0 (0.07)	£1,541	£324	0	£0
Rugby union	0 (0.03)	£3,919	£839	0.06	£9,657
Cricket	0 (0.05)	£13,680	£2,763	0.1	£15,998
Sand based AGPs	0 (0.00)	£2,611	£81	0.01	£1,085
3G	0 (0.01)	£10,817	£435	0.02	£3,751
Total	0	£44,945	£7,045	0.42	£67,620

¹²³ As per the PPS Guidance, demand for cricket is considered in terms of match equivalent sessions per season rather than per week.

¹²⁴ Hours equate to access to a full size floodlit 3G pitch or hockey suitable AGP

¹²⁵ Sport England Facilities Costs Second Quarter 2020 – (<https://www.sportengland.org/facilities-planning/design-and-cost-guidance/>)

¹²⁶ Lifecycle costs are based on the % of the total project cost per annum as set out in Sport England's Life Cycle Costs Natural Turf Pitches and Artificial Surfaces documents (2012)

Scenario Three – Craven Arms

The estimated additional population derived from housing growth from 419 dwellings with an occupancy rate of 2.36 per household is 989 people.

This population increase equates to 0.84 match equivalent sessions of demand per week for grass pitch sports, 0.07 match equivalent sessions of demand per week on AGPs for hockey and 7.36 match equivalent sessions of demand per season for cricket.

Training demand equates to 1.48 hours of use per week for football on 3G pitches and hockey equates to 0.12 hours of use per week on AGPs. There are also 0.17 match equivalent sessions per week of training for rugby union on a floodlit grass pitch.

Table 7.25: Likely demand for grass pitch sports generated from 419 dwellings

Pitch sport	Estimated demand by sport for 419 dwellings	
	Match demand (MES) per week ¹²⁷	Training demand ¹²⁸
Adult football	0.14	1.48 hours
Youth football	0.38	
Mini soccer	0.22	
Rugby union	0.10	0.12 match equivalent sessions
Adult hockey	0.05	0.14 hours
Junior & mixed hockey	0.02	0.03 hours
Cricket	7.36	-

The table below translates estimated demand into new pitch provision with associated capital and lifestyle costs.

Table 7.26: Estimated demand and costs for new pitch provision

Pitch type	Estimated demand and costs for new pitches			Changing rooms	
	Number of pitches to meet demand	Capital cost ¹²⁹	Lifecycle Cost (per annum) ¹³⁰	Number	Capital cost
Adult football	0 (0.14)	£12,876	£2,717	0.28	£44,421
Youth football	0 (0.38)	£27,926	£5,864	0.49	£77,983
Mini soccer	0 (0.22)	£5,079	£1,067	0	£0
Rugby union	0 (0.10)	£12,918	£2,765	0.2	£31,835
Cricket	0 (0.17)	£45,097	£9,110	0.33	£52,741
Sand based AGPs	0 (0.01)	£8,609	£267	0.02	£3,578
3G	0 (0.04)	£35,661	£1,434	0.08	£12,365
Total	0	£148,166	£23,224	1.4	£222,923

¹²⁷ As per the PPS Guidance, demand for cricket is considered in terms of match equivalent sessions per season rather than per week.

¹²⁸ Hours equate to access to a full size floodlit 3G pitch or hockey suitable AGP

¹²⁹ Sport England Facilities Costs Second Quarter 2020 – (<https://www.sportengland.org/facilities-planning/design-and-cost-guidance/>)

¹³⁰ Lifecycle costs are based on the % of the total project cost per annum as set out in Sport England's Life Cycle Costs Natural Turf Pitches and Artificial Surfaces documents (2012)

SHROPSHIRE COUNCIL STRATEGY & ACTION PLAN

Scenario Three – Ellesmere

The estimated additional population derived from housing growth from 388 dwellings with an occupancy rate of 2.36 per household is 916 people.

This population increase equates to 0.77 match equivalent sessions of demand per week for grass pitch sports, 0.06 match equivalent sessions of demand per week on AGPs for hockey and 6.82 match equivalent sessions of demand per season for cricket.

Training demand equates to 1.37 hours of use per week for football on 3G pitches and hockey equates to 0.15 hours of use per week on AGPs. There are also 0.11 match equivalent sessions per week of training for rugby union on a floodlit grass pitch.

Table 7.27: Likely demand for grass pitch sports generated from 388 dwellings

Pitch sport	Estimated demand by sport for 388 dwellings	
	Match demand (MES) per week ¹³¹	Training demand ¹³²
Adult football	0.13	1.37 hours
Youth football	0.35	
Mini soccer	0.20	
Rugby union	0.09	0.11 match equivalent sessions
Adult hockey	0.04	0.13 hours
Junior & mixed hockey	0.02	0.02 hours
Cricket	6.82	-

The table below translates estimated demand into new pitch provision with associated capital and lifestyle costs.

Table 7.28: Estimated demand and costs for new pitch provision

Pitch type	Estimated demand and costs for new pitches			Changing rooms	
	Number of pitches to meet demand	Capital cost ¹³³	Lifecycle Cost (per annum) ¹³⁴	Number	Capital cost
Adult football	0 (0.13)	£11,925	£2,516	0.26	£41,142
Youth football	0 (0.35)	£25,864	£5,432	0.46	£72,227
Mini soccer	0 (0.20)	£4,704	£988	0	£0
Rugby union	0 (0.09)	£11,965	£2,560	0.19	£29,485
Cricket	0 (0.15)	£41,768	£8,437	0.31	£48,848
Sand based AGPs	0 (0.01)	£7,973	£247	0.02	£3,314
3G	0 (0.04)	£33,029	£1,328	0.07	£11,452
Total	0	£137,228	£21,508	1.31	£206,468

¹³¹ As per the PPS Guidance, demand for cricket is considered in terms of match equivalent sessions per season rather than per week.

¹³² Hours equate to access to a full size floodlit 3G pitch or hockey suitable AGP

¹³³ Sport England Facilities Costs Second Quarter 2020 – (<https://www.sportengland.org/facilities-planning/design-and-cost-guidance/>)

¹³⁴ Lifecycle costs are based on the % of the total project cost per annum as set out in Sport England's Life Cycle Costs Natural Turf Pitches and Artificial Surfaces documents (2012)

SHROPSHIRE COUNCIL STRATEGY & ACTION PLAN

Scenario Three – Highley

The estimated additional population derived from housing growth from 131 dwellings with an occupancy rate of 2.36 per household is 309 people.

This population increase equates to 0.26 match equivalent sessions of demand per week for grass pitch sports, 0.02 match equivalent sessions of demand per week on AGPs for hockey and 2.30 match equivalent sessions of demand per season for cricket.

Training demand equates to 0.46 hours of use per week for football on 3G pitches and hockey equates to 0.05 hours of use per week on AGPs. There are also 0.04 match equivalent sessions per week of training for rugby union on a floodlit grass pitch.

Table 7.29: Likely demand for grass pitch sports generated from 131 dwellings

Pitch sport	Estimated demand by sport for 131 dwellings	
	Match demand (MES) per week ¹³⁵	Training demand ¹³⁶
Adult football	0.04	0.46 hours
Youth football	0.12	
Mini soccer	0.07	
Rugby union	0.03	0.04 match equivalent sessions
Adult hockey	0.01	0.04 hours
Junior & mixed hockey	0.01	0.01 hours
Cricket	2.30	-

The table below translates estimated demand into new pitch provision with associated capital and lifestyle costs.

Table 7.30: Estimated demand and costs for new pitch provision

Pitch type	Estimated demand and costs for new pitches			Changing rooms	
	Number of pitches to meet demand	Capital cost ¹³⁷	Lifecycle Cost (per annum) ¹³⁸	Number	Capital cost
Adult football	0 (0.04)	£4,023	£849	0.09	£13,879
Youth football	0 (0.12)	£8,725	£1,832	0.15	£24,365
Mini soccer	0 (0.07)	£1,587	£333	0	£0
Rugby union	0 (0.03)	£4,036	£864	0.06	£9,946
Cricket	0 (0.05)	£14,090	£2,846	0.1	£16,478
Sand based AGPs	0 (0.00)	£2,690	£83	0.01	£1,118
3G	0 (0.01)	£11,142	£448	0.02	£3,863
Total	0	£46,293	£7,255	0.43	£69, 649

¹³⁵ As per the PPS Guidance, demand for cricket is considered in terms of match equivalent sessions per season rather than per week.

¹³⁶ Hours equate to access to a full size floodlit 3G pitch or hockey suitable AGP

¹³⁷ Sport England Facilities Costs Second Quarter 2020 – (<https://www.sportengland.org/facilities-planning/design-and-cost-guidance/>)

¹³⁸ Lifecycle costs are based on the % of the total project cost per annum as set out in Sport England's Life Cycle Costs Natural Turf Pitches and Artificial Surfaces documents (2012)

SHROPSHIRE COUNCIL STRATEGY & ACTION PLAN

Scenario Three – Ludlow

The estimated additional population derived from housing growth from 301 dwellings with an occupancy rate of 2.36 per household is 710 people.

This population increase equates to 0.6 match equivalent sessions of demand per week for grass pitch sports, 0.04 match equivalent sessions of demand per week on AGPs for hockey and 5.29 match equivalent sessions of demand per season for cricket.

Training demand equates to 1.06 hours of use per week for football on 3G pitches and hockey equates to 0.12 hours of use per week on AGPs. There are also 0.08 match equivalent sessions per week of training for rugby union on a floodlit grass pitch.

Table 7.31: Likely demand for grass pitch sports generated from 301 dwellings

Pitch sport	Estimated demand by sport for 301 dwellings	
	Match demand (MES) per week ¹³⁹	Training demand ¹⁴⁰
Adult football	0.10	1.06 hours
Youth football	0.27	
Mini soccer	0.16	
Rugby union	0.07	0.08 match equivalent sessions
Adult hockey	0.03	0.10 hours
Junior & mixed hockey	0.01	0.02 hours
Cricket	5.29	-

The table below translates estimated demand into new pitch provision with associated capital and lifestyle costs.

Table 7.32: Estimated demand and costs for new pitch provision

Pitch type	Estimated demand and costs for new pitches			Changing rooms	
	Number of pitches to meet demand	Capital cost ¹⁴¹	Lifecycle Cost (per annum) ¹⁴²	Number	Capital cost
Adult football	0 (0.1)	£9,243	£1,950	0.2	£31,889
Youth football	0 (0.27)	£20,048	£4,210	0.35	£55,984
Mini soccer	0 (0.16)	£3,646	£766	0	£0
Rugby union	0 (0.07)	£9,274	£1,985	0.14	£22,854
Cricket	0 (0.12)	£32,375	£6,540	0.24	£37,862
Sand based AGPs	0 (0.01)	£6,180	£192	0.02	£2,569
3G	0 (0.03)	£25,601	£1,030	0.06	£8,877
Total	0	£106,367	£16,673	1.01	£160,035

¹³⁹ As per the PPS Guidance, demand for cricket is considered in terms of match equivalent sessions per season rather than per week.

¹⁴⁰ Hours equate to access to a full size floodlit 3G pitch or hockey suitable AGP

¹⁴¹ Sport England Facilities Costs Second Quarter 2020 – (<https://www.sportengland.org/facilities-planning/design-and-cost-guidance/>)

¹⁴² Lifecycle costs are based on the % of the total project cost per annum as set out in Sport England's Life Cycle Costs Natural Turf Pitches and Artificial Surfaces documents (2012)

Scenario Three – Market Drayton

The estimated additional population derived from housing growth from 1,530 dwellings with an occupancy rate of 2.36 per household 3,611 people.

This population increase equates to 3.08 match equivalent sessions of demand per week for grass pitch sports, 0.23 match equivalent sessions of demand per week on AGPs for hockey and 26.89 match equivalent sessions of demand per season for cricket.

Training demand equates to 5.41 hours of use per week for football on 3G pitches and hockey equates to 0.59 hours of use per week on AGPs. There are also 0.42 match equivalent sessions per week of training for rugby union on a floodlit grass pitch.

Table 7.33: Likely demand for grass pitch sports generated from 1,530 dwellings

Pitch sport	Estimated demand by sport for 1,530 dwellings	
	Match demand (MES) per week ¹⁴³	Training demand ¹⁴⁴
Adult football	0.51	5.41 hours
Youth football	1.39	
Mini soccer	0.81	
Rugby union	0.37	0.42 match equivalent sessions
Adult hockey	0.16	0.49 hours
Junior & mixed hockey	0.07	0.10 hours
Cricket	26.89	-

The table below translates estimated demand into new pitch provision with associated capital and lifestyle costs.

Table 7.34: Estimated demand and costs for new pitch provision

Pitch type	Estimated demand and costs for new pitches			Changing rooms	
	Number of pitches to meet demand	Capital cost ¹⁴⁵	Lifecycle Cost (per annum) ¹⁴⁶	Number	Capital cost
Adult football	1 (0.51)	£47,011	£9,919	1.02	£162,187
Youth football	1 (1.39)	£101,961	£21,412	1.79	£284,728
Mini soccer	1 (0.81)	£18,543	£3,894	0	£0
Rugby union	0 (0.37)	£47,167	£10,094	0.73	£116,234
Cricket	1 (0.61)	£164,657	£33,261	1.21	£192,565
Sand based AGPs	0 (0.04)	£31,432	£974	0.08	£13,065
3G	0 (0.14)	£130,206	£5,237	0.28	£45,14
Total	4	£540,977	£84,791	5.11	£768,779

¹⁴³ As per the PPS Guidance, demand for cricket is considered in terms of match equivalent sessions per season rather than per week.

¹⁴⁴ Hours equate to access to a full size floodlit 3G pitch or hockey suitable AGP

¹⁴⁵ Sport England Facilities Costs Second Quarter 2020 – (<https://www.sportengland.org/facilities-planning/design-and-cost-guidance/>)

¹⁴⁶ Lifecycle costs are based on the % of the total project cost per annum as set out in Sport England's Life Cycle Costs Natural Turf Pitches and Artificial Surfaces documents (2012)

Scenario Three – Much Wenlock

The estimated additional population derived from housing growth from 1,219 dwellings with an occupancy rate of 2.36 per household is 2,877 people.

This population increase equates to 2.44 match equivalent sessions of demand per week for grass pitch sports, 0.19 match equivalent sessions of demand per week on AGPs for hockey and 21.42 match equivalent sessions of demand per season for cricket.

Training demand equates to 4.31 hours of use per week for football on 3G pitches and hockey equates to 0.47 hours of use per week on AGPs. There are also 0.33 match equivalent sessions per week of training for rugby union on a floodlit grass pitch.

Table 7.35: Likely demand for grass pitch sports generated from 1,219 dwellings

Pitch sport	Estimated demand by sport for 1,219 dwellings	
	Match demand (MES) per week ¹⁴⁷	Training demand ¹⁴⁸
Adult football	0.41	4.31 hours
Youth football	1.10	
Mini soccer	0.64	
Rugby union	0.29	0.33 match equivalent sessions
Adult hockey	0.13	0.39 hours
Junior & mixed hockey	0.06	0.08 hours
Cricket	21.42	-

The table below translates estimated demand into new pitch provision with associated capital and lifestyle costs.

Table 7.36: Estimated demand and costs for new pitch provision

Pitch type	Estimated demand and costs for new pitches			Changing rooms	
	Number of pitches to meet demand	Capital cost ¹⁴⁹	Lifecycle Cost (per annum) ¹⁵⁰	Number	Capital cost
Adult football	0 (0.41)	£37,455	£7,903	0.81	£129,220
Youth football	1 (1.1)	£81,236	£17,059	1.43	£226,852
Mini soccer	1 (0.64)	£14,774	£3,103	0	£0
Rugby union	0 (0.29)	£37,580	£8,042	0.58	£92,607
Cricket	0 (0.48)	£131,187	£26,500	0.97	£153,423
Sand based AGPs	0 (0.03)	£25,043	£776	0.07	£10,409
3G	0 (0.11)	£103,739	£4,172	0.23	£35,970
Total	2	£431,014	£67,555	4.09	£648,481

¹⁴⁷ As per the PPS Guidance, demand for cricket is considered in terms of match equivalent sessions per season rather than per week.

¹⁴⁸ Hours equate to access to a full size floodlit 3G pitch or hockey suitable AGP

¹⁴⁹ Sport England Facilities Costs Second Quarter 2020 – (<https://www.sportengland.org/facilities-planning/design-and-cost-guidance/cost-guidance/>)

¹⁵⁰ Lifecycle costs are based on the % of the total project cost per annum as set out in Sport England's Life Cycle Costs Natural Turf Pitches and Artificial Surfaces documents (2012)

SHROPSHIRE COUNCIL STRATEGY & ACTION PLAN

Scenario Three – Pontesbury and Minsterley

The estimated additional population derived from housing growth from 81 dwellings with an occupancy rate of 2.36 per household is 191 people.

This population increase equates to 0.16 match equivalent sessions of demand per week for grass pitch sports, 0.01 match equivalent sessions of demand per week on AGPs for hockey and 1.42 match equivalent sessions of demand per season for cricket.

Training demand equates to 0.29 hours of use per week for football on 3G pitches and hockey equates to 0.04 hours of use per week on AGPs. There are also 0.02 match equivalent sessions per week of training for rugby union on a floodlit grass pitch.

Table 7.37: Likely demand for grass pitch sports generated from 81 dwellings

Pitch sport	Estimated demand by sport for 81 dwellings	
	Match demand (MES) per week ¹⁵¹	Training demand ¹⁵²
Adult football	0.03	0.29 hours
Youth football	0.07	
Mini soccer	0.04	
Rugby union	0.02	0.02 match equivalent sessions
Adult hockey	0.01	0.03 hours
Junior & mixed hockey	0.00	0.01 hours
Cricket	1.42	-

The table below translates estimated demand into new pitch provision with associated capital and lifestyle costs.

Table 7.38: Estimated demand and costs for new pitch provision

Pitch type	Estimated demand and costs for new pitches			Changing rooms	
	Number of pitches to meet demand	Capital cost ¹⁵³	Lifecycle Cost (per annum) ¹⁵⁴	Number	Capital cost
Adult football	0 (0.03)	£2,487	£525	0.05	£8,579
Youth football	0 (0.07)	£5,393	£1,133	0.09	£15,060
Mini soccer	0 (0.04)	£981	£206	0	£0
Rugby union	0 (0.02)	£2,495	£534	0.04	£6,148
Cricket	0 (0.03)	£8,709	£1,759	0.06	£10,186
Sand based AGPs	0 (0.0)	£1,663	£52	0	£691
3G	0 (0.01)	£6,887	£277	0.02	£2,388
Total	0	£28,615	£4,486	0.26	£43,052

¹⁵¹ As per the PPS Guidance, demand for cricket is considered in terms of match equivalent sessions per season rather than per week.

¹⁵² Hours equate to access to a full size floodlit 3G pitch or hockey suitable AGP

¹⁵³ Sport England Facilities Costs Second Quarter 2020 – (<https://www.sportengland.org/facilities-planning/design-and-cost-guidance/>)

¹⁵⁴ Lifecycle costs are based on the % of the total project cost per annum as set out in Sport England's Life Cycle Costs Natural Turf Pitches and Artificial Surfaces documents (2012)

SHROPSHIRE COUNCIL STRATEGY & ACTION PLAN

Scenario Three – Oswestry

The estimated additional population derived from housing growth from 2,417 dwellings with an occupancy rate of 2.36 per household is 5,704 people.

This population increase equates to 4.85 match equivalent sessions of demand per week for grass pitch sports, 0.58 match equivalent sessions of demand per week on AGPs for hockey and 42.47 match equivalent sessions of demand per season for cricket.

Training demand equates to 8.54 hours of use per week for football on 3G pitches and hockey equates to 0.93 hours of use per week on AGPs. There are also 0.66 match equivalent sessions per week of training for rugby union on a floodlit grass pitch.

Table 7.39: Likely demand for grass pitch sports generated from 2,417 dwellings

Pitch sport	Estimated demand by sport for 2,417 dwellings	
	Match demand (MES) per week ¹⁵⁵	Training demand ¹⁵⁶
Adult football	0.81	8.54 hours
Youth football	2.19	
Mini soccer	1.27	
Rugby union	0.58	0.66 match equivalent sessions
Adult hockey	0.26	0.78 hours
Junior & mixed hockey	0.12	0.15 hours
Cricket	42.47	-

The table below translates estimated demand into new pitch provision with associated capital and lifestyle costs.

Table 7.40: Estimated demand and costs for new pitch provision

Pitch type	Estimated demand and costs for new pitches			Changing rooms	
	Number of pitches to meet demand	Capital cost ¹⁵⁷	Lifecycle Cost (per annum) ¹⁵⁸	Number	Capital cost
Adult football	1 (0.81)	£74,259	£15,669	1.61	£256,193
Youth football	2 (2.19)	£161,059	£33,822	2.83	£449,762
Mini soccer	1 (1.27)	£29,291	£6,151	0	£0
Rugby union	1 (0.58)	£74,506	£15,944	1.16	£183,605
Cricket	1 (0.96)	£260,095	£52,539	1.92	£304,179
Sand based AGPs	0 (0.07)	£49,650	£1,539	0.13	£20,638
3G	0 (0.22)	£205,676	£8,272	0.45	£71,315
Total	6	£854,536	£133,936	8.1	£1,285, 692

¹⁵⁵ As per the PPS Guidance, demand for cricket is considered in terms of match equivalent sessions per season rather than per week.

¹⁵⁶ Hours equate to access to a full size floodlit 3G pitch or hockey suitable AGP

¹⁵⁷ Sport England Facilities Costs Second Quarter 2020 – (<https://www.sportengland.org/facilities-planning/design-and-cost-guidance/cost-guidance/>)

¹⁵⁸ Lifecycle costs are based on the % of the total project cost per annum as set out in Sport England's Life Cycle Costs Natural Turf Pitches and Artificial Surfaces documents (2012)

Scenario Three – Shifnal

The estimated additional population derived from housing growth from 322 dwellings with an occupancy rate of 2.36 per household is 760 people.

This population increase equates to 0.65 match equivalent sessions of demand per week for grass pitch sports, 0.08 match equivalent sessions of demand per week on AGPs for hockey and 5.66 match equivalent sessions of demand per season for cricket.

Training demand equates to 1.14 hours of use per week for football on 3G pitches and hockey equates to 0.09 hours of use per week on AGPs. There are also 0.12 match equivalent sessions per week of training for rugby union on a floodlit grass pitch.

Table 7.41: Likely demand for grass pitch sports generated from 322 dwellings

Pitch sport	Estimated demand by sport for 322 dwellings	
	Match demand (MES) per week ¹⁵⁹	Training demand ¹⁶⁰
Adult football	0.11	1.14 hours
Youth football	0.29	
Mini soccer	0.17	
Rugby union	0.08	0.09 match equivalent sessions
Adult hockey	0.03	0.10 hours
Junior & mixed hockey	0.02	0.02 hours
Cricket	5.66	-

The table below translates estimated demand into new pitch provision with associated capital and lifestyle costs.

Table 7.42: Estimated demand and costs for new pitch provision

Pitch type	Estimated demand and costs for new pitches			Changing rooms	
	Number of pitches to meet demand	Capital cost ¹⁶¹	Lifecycle Cost (per annum) ¹⁶²	Number	Capital cost
Adult football	0 (0.11)	£9,894	£2,088	0.22	£34,135
Youth football	0 (0.29)	£21,460	£4,506	0.38	£59,926
Mini soccer	0 (0.17)	£3,903	£820	0	£0
Rugby union	0 (0.08)	£9,927	£2,124	0.15	£24,464
Cricket	0 (0.13)	£34,655	£7,000	0.26	£40,529
Sand based AGPs	0 (0.01)	£6,615	£205	0.02	£2,750
3G	0 (0.03)	£27,404	£1,102	0.06	£9,502
Total	0	£113,858	£17,845	1.09	£171,306

¹⁵⁹ As per the PPS Guidance, demand for cricket is considered in terms of match equivalent sessions per season rather than per week.

¹⁶⁰ Hours equate to access to a full size floodlit 3G pitch or hockey suitable AGP

¹⁶¹ Sport England Facilities Costs Second Quarter 2020 – (<https://www.sportengland.org/facilities-planning/design-and-cost-guidance/cost-guidance/>)

¹⁶² Lifecycle costs are based on the % of the total project cost per annum as set out in Sport England's Life Cycle Costs Natural Turf Pitches and Artificial Surfaces documents (2012)

SHROPSHIRE COUNCIL STRATEGY & ACTION PLAN

Scenario Three – Shrewsbury

The estimated additional population derived from housing growth from 4,456 dwellings with an occupancy rate of 2.36 per household is 10,516 people.

This population increase equates to 8.94 match equivalent sessions of demand per week for grass pitch sports, 1.07 match equivalent sessions of demand per week on AGPs for hockey and 78.31 match equivalent sessions of demand per season for cricket.

Training demand equates to 15.74 hours of use per week for football on 3G pitches and hockey equates to 1.72 hours of use per week on AGPs. There are also 1.22 match equivalent sessions per week of training for rugby union on a floodlit grass pitch.

Table 7.43: Likely demand for grass pitch sports generated from 4,456 dwellings

Pitch sport	Estimated demand by sport for 4,456 dwellings	
	Match demand (MES) per week ¹⁶³	Training demand ¹⁶⁴
Adult football	1.49	15.74 hours
Youth football	4.03	
Mini soccer	2.35	
Rugby union	1.07	1.22 match equivalent sessions
Adult hockey	0.48	1.44 hours
Junior & mixed hockey	0.21	0.28 hours
Cricket	78.31	-

The table below translates estimated demand into new pitch provision with associated capital and lifestyle costs.

Table 7.44: Estimated demand and costs for new pitch provision

Pitch type	Estimated demand and costs for new pitches			Changing rooms	
	Number of pitches to meet demand	Capital cost ¹⁶⁵	Lifecycle Cost (per annum) ¹⁶⁶	Number	Capital cost
Adult football	1 (1.49)	£136,905	£28,887	2.98	£472,323
Youth football	4 (4.03)	£296,932	£62,356	5.22	£829,189
Mini soccer	2 (2.35)	£54,001	£11,340	0	£0
Rugby union	1 (1.07)	£137,361	£29,395	2.13	£338,498
Cricket	2 (1.77)	£479,516	£96,862	3.53	£560,789
Sand based AGPs	0 (0.12)	£91,536	£2,838	0.24	£38,048
3G	0 (0.41)	£379,187	£15,250	0.83	£131,477
Total	10	£1,575,438	£246,928	14.93	£2,370,324

¹⁶³ As per the PPS Guidance, demand for cricket is considered in terms of match equivalent sessions per season rather than per week.

¹⁶⁴ Hours equate to access to a full size floodlit 3G pitch or hockey suitable AGP

¹⁶⁵ Sport England Facilities Costs Second Quarter 2020 – (<https://www.sportengland.org/facilities-planning/design-and-cost-guidance/cost-guidance/>)

¹⁶⁶ Lifecycle costs are based on the % of the total project cost per annum as set out in Sport England's Life Cycle Costs Natural Turf Pitches and Artificial Surfaces documents (2012)

SHROPSHIRE COUNCIL STRATEGY & ACTION PLAN

Scenario Three – Wem

The estimated additional population derived from housing growth from 569 dwellings with an occupancy rate of 2.36 per household is 1,343 people.

This population increase equates to 1.15 match equivalent sessions of demand per week for grass pitch sports, 0.09 match equivalent sessions of demand per week on AGPs for hockey and 10.00 match equivalent sessions of demand per season for cricket.

Training demand equates to 2.01 hours of use per week for football on 3G pitches and hockey equates to 0.22 hours of use per week on AGPs. There are also 0.16 match equivalent sessions per week of training for rugby union on a floodlit grass pitch.

Table 7.45: Likely demand for grass pitch sports generated from 569 dwellings

Pitch sport	Estimated demand by sport for 569 dwellings	
	Match demand (MES) per week ¹⁶⁷	Training demand ¹⁶⁸
Adult football	0.19	2.01 hours
Youth football	0.52	
Mini soccer	0.30	
Rugby union	0.14	0.16 match equivalent sessions
Adult hockey	0.06	0.18 hours
Junior & mixed hockey	0.03	0.04 hours
Cricket	10.00	-

The table below translates estimated demand into new pitch provision with associated capital and lifestyle costs.

Table 7.46: Estimated demand and costs for new pitch provision

Pitch type	Estimated demand and costs for new pitches			Changing rooms	
	Number of pitches to meet demand	Capital cost ¹⁶⁹	Lifecycle Cost (per annum) ¹⁷⁰	Number	Capital cost
Adult football	0 (0.19)	£17,484	£3,689	0.38	£60,320
Youth football	1 (0.52)	£37,921	£7,963	0.67	£105,896
Mini soccer	0 (0.3)	£6,897	£1,448	0	£0
Rugby union	0 (0.14)	£17,542	£3,754	0.27	£43,230
Cricket	0 (0.23)	£61,239	£12,370	0.45	£71,619
Sand based AGPs	0 (0.02)	£11,690	£362	0.03	£4,859
3G	0 (0.05)	£48,426	£1,948	0.11	£16,791
Total	1	£201,199	£31,534	1.91	£302,715

¹⁶⁷ As per the PPS Guidance, demand for cricket is considered in terms of match equivalent sessions per season rather than per week.

¹⁶⁸ Hours equate to access to a full size floodlit 3G pitch or hockey suitable AGP

¹⁶⁹ Sport England Facilities Costs Second Quarter 2020 – (<https://www.sportengland.org/facilities-planning/design-and-cost-guidance/cost-guidance/>)

¹⁷⁰ Lifecycle costs are based on the % of the total project cost per annum as set out in Sport England's Life Cycle Costs Natural Turf Pitches and Artificial Surfaces documents (2012)

Scenario Three – Whitchurch

The estimated additional population derived from housing growth from 718 dwellings with an occupancy rate of 2.36 per household is 1,694 people.

This population increase equates to 1.44 match equivalent sessions of demand per week for grass pitch sports, 0.25 match equivalent sessions of demand per week on AGPs for hockey and 12.61 match equivalent sessions of demand per season for cricket.

Training demand equates to 2.54 hours of use per week for football on 3G pitches and hockey equates to 0.27 hours of use per week on AGPs. There are also 0.20 match equivalent sessions per week of training for rugby union on a floodlit grass pitch.

Table 7.47: Likely demand for grass pitch sports generated from 718 dwellings

Pitch sport	Estimated demand by sport for 718 dwellings	
	Match demand (MES) per week ¹⁷¹	Training demand ¹⁷²
Adult football	0.24	2.54 hours
Youth football	0.65	
Mini soccer	0.38	
Rugby union	0.17	0.20 match equivalent sessions
Adult hockey	0.08	0.23 hours
Junior & mixed hockey	0.03	0.04 hours
Cricket	12.61	-

The table below translates estimated demand into new pitch provision with associated capital and lifestyle costs.

Table 7.48: Estimated demand and costs for new pitch provision

Pitch type	Estimated demand and costs for new pitches			Changing rooms	
	Number of pitches to meet demand	Capital cost ¹⁷³	Lifecycle Cost (per annum) ¹⁷⁴	Number	Capital cost
Adult football	0 (0.24)	£22,054	£4,653	0.48	£76,085
Youth football	1 (0.65)	£47,832	£10,045	0.84	£133,572
Mini soccer	0 (0.38)	£8,699	£1,827	0	£0
Rugby union	0 (0.17)	£22,127	£4,735	0.34	£54,528
Cricket	0 (0.28)	£77,244	£15,603	0.57	£90,336
Sand based AGPs	0 (0.02)	£14,745	£457	0.04	£6,129
3G	0 (0.07)	£61,082	£2,457	0.13	£21,179
Total	1	£253,783	£39,777	2.4	£381,829

¹⁷¹ As per the PPS Guidance, demand for cricket is considered in terms of match equivalent sessions per season rather than per week.

¹⁷² Hours equate to access to a full size floodlit 3G pitch or hockey suitable AGP

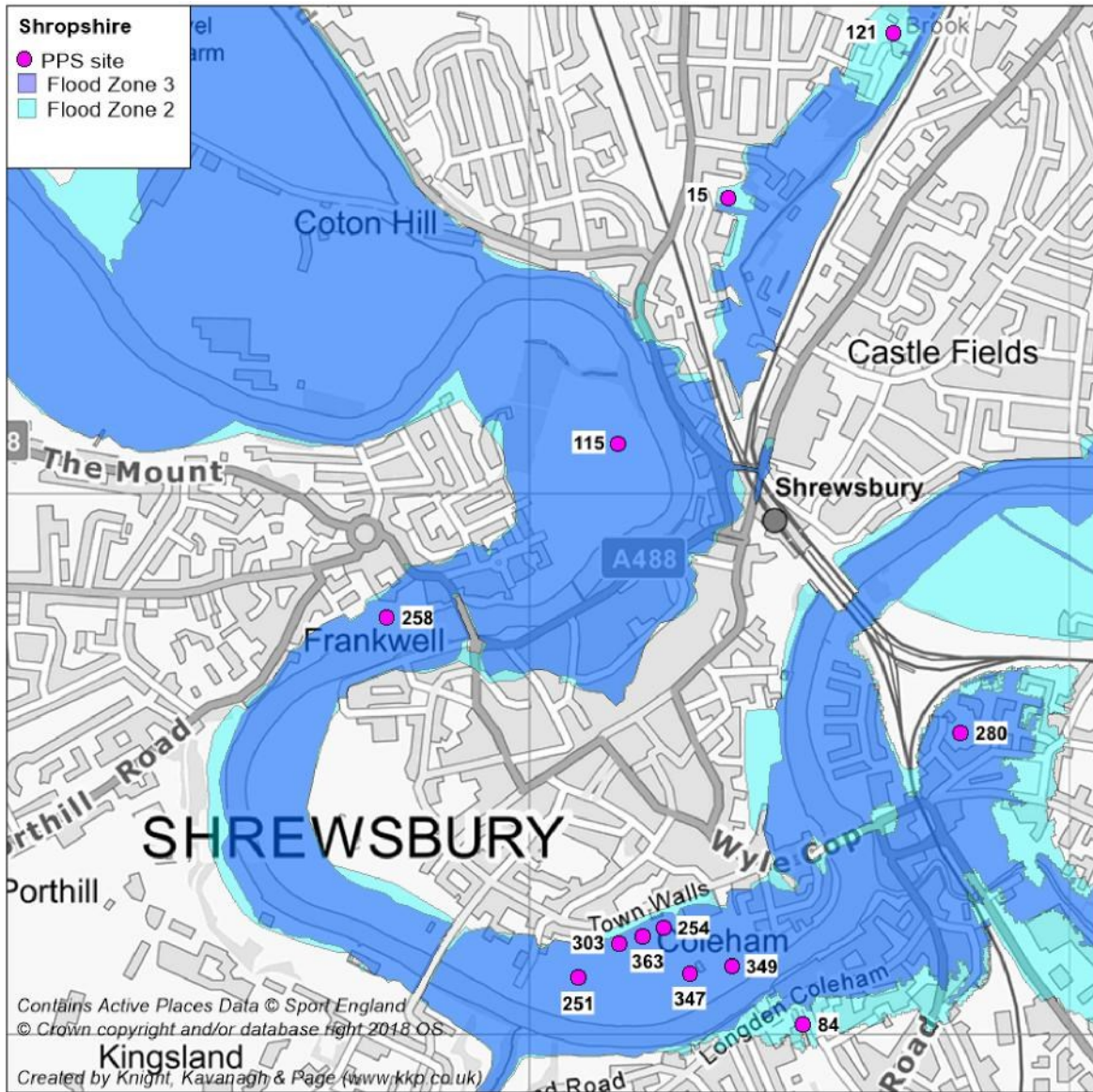
¹⁷³ Sport England Facilities Costs Second Quarter 2020 – (<https://www.sportengland.org/facilities-planning/design-and-cost-guidance/cost-guidance/>)

¹⁷⁴ Lifecycle costs are based on the % of the total project cost per annum as set out in Sport England's Life Cycle Costs Natural Turf Pitches and Artificial Surfaces documents (2012)

APPENDIX FIVE: ADDITIONAL FLOOD ZONE MAPPING

Please see Table 5.1 in PART 5: STRATEGIC RECOMMENDATIONS for map keys.

Figure 5.1: Location of sporting sites within flood zones across Shrewsbury



SHROPSHIRE COUNCIL STRATEGY & ACTION PLAN

Figure 5.2: Location of sporting sites within flood zones across Church Stretton

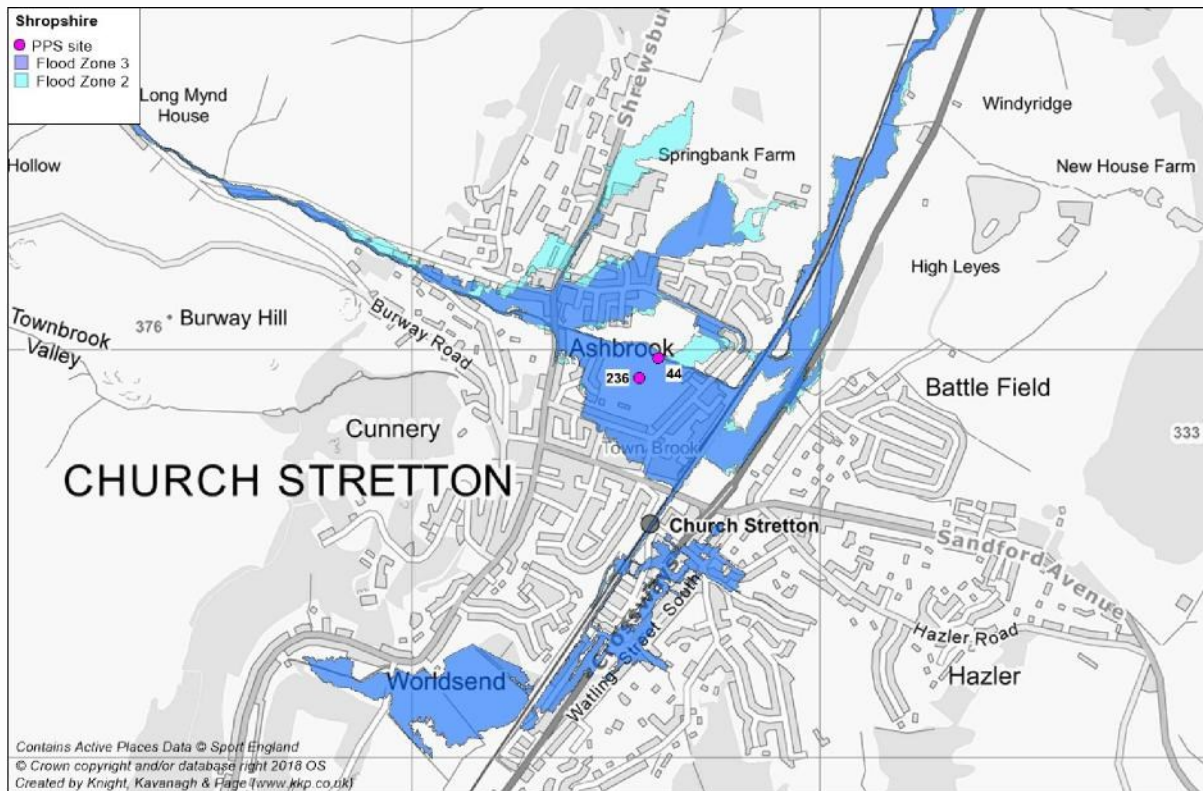
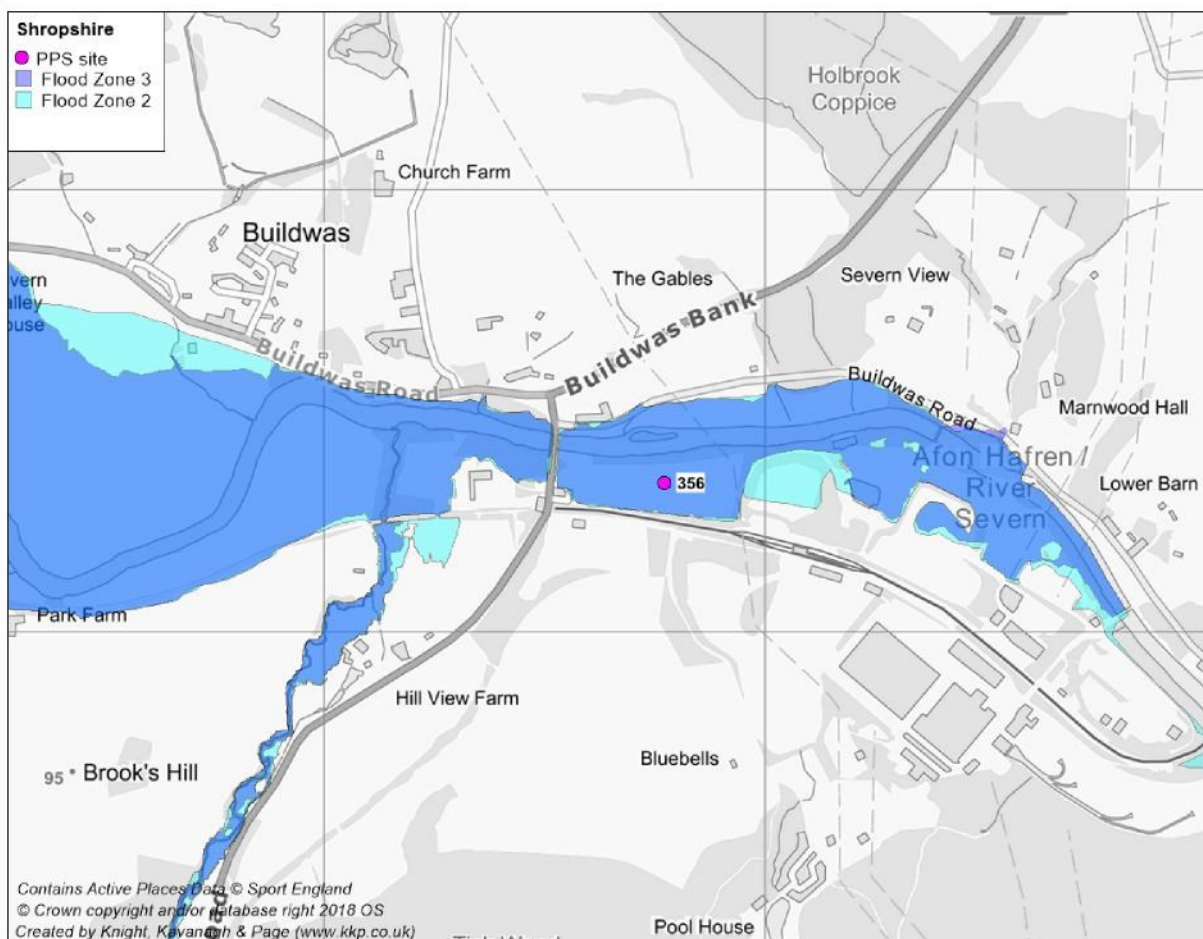


Figure 5.3: Location of sporting sites within flood zones across Buildwas



SHROPSHIRE COUNCIL STRATEGY & ACTION PLAN

Figure 5.4: Location of sporting sites within flood zones across Albrighton

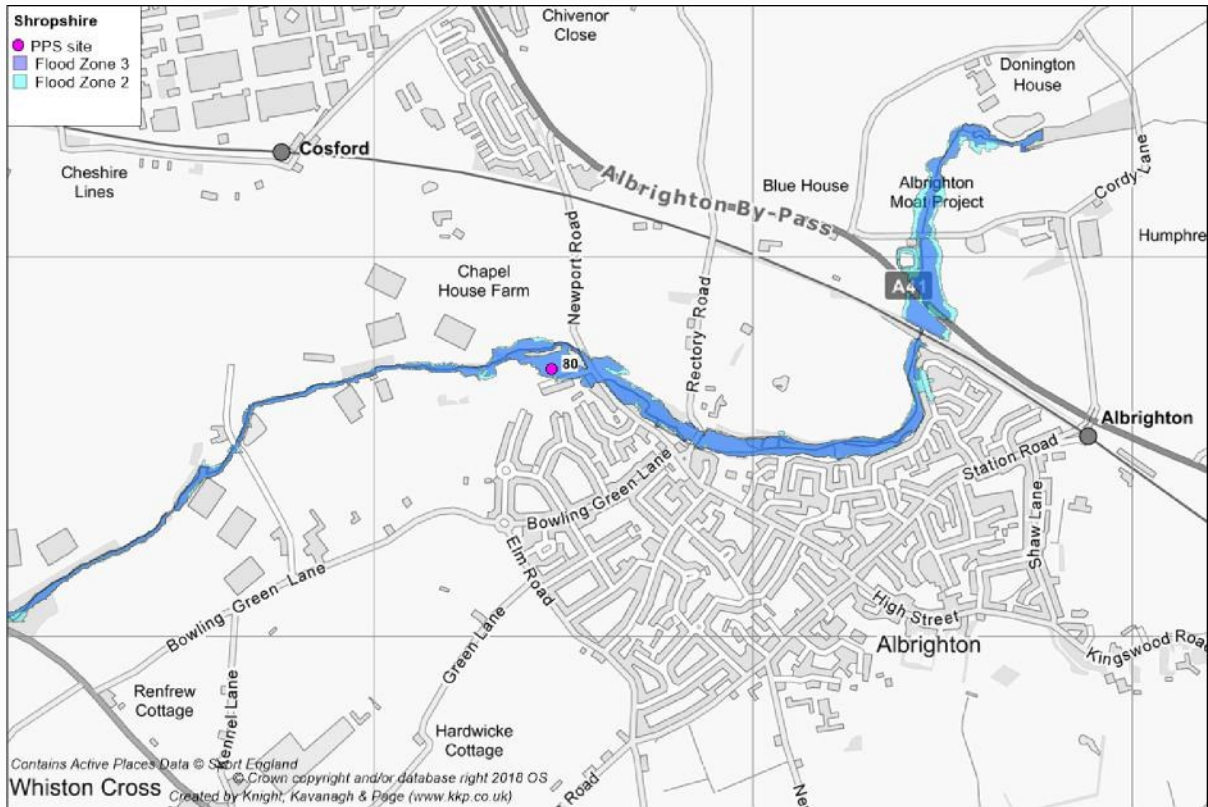


Figure 5.5: Location of sporting sites within flood zones across Ludlow



SHROPSHIRE COUNCIL STRATEGY & ACTION PLAN

Figure 5.6: Location of sporting sites within flood zones across Gobowen

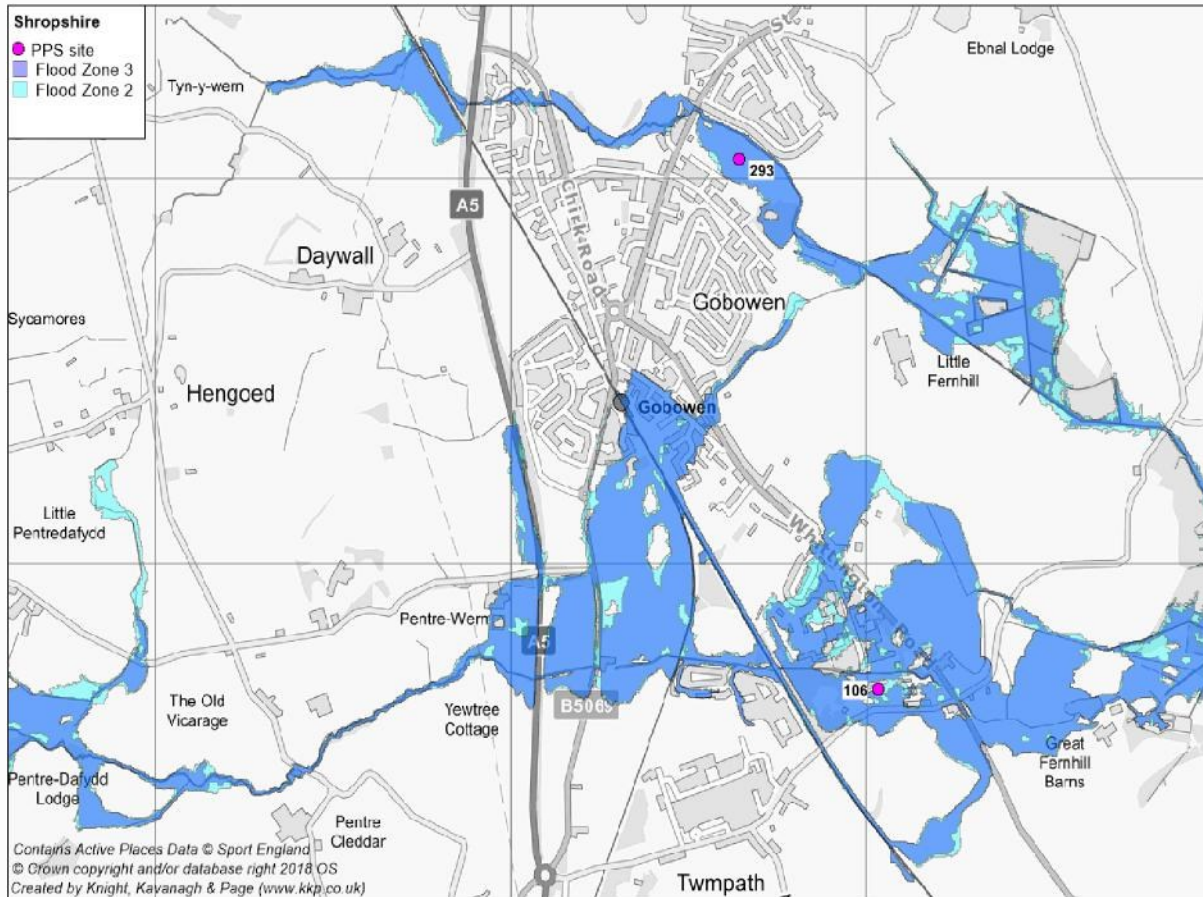


Figure 5.7: Location of sporting sites within flood zones across Ellesmere

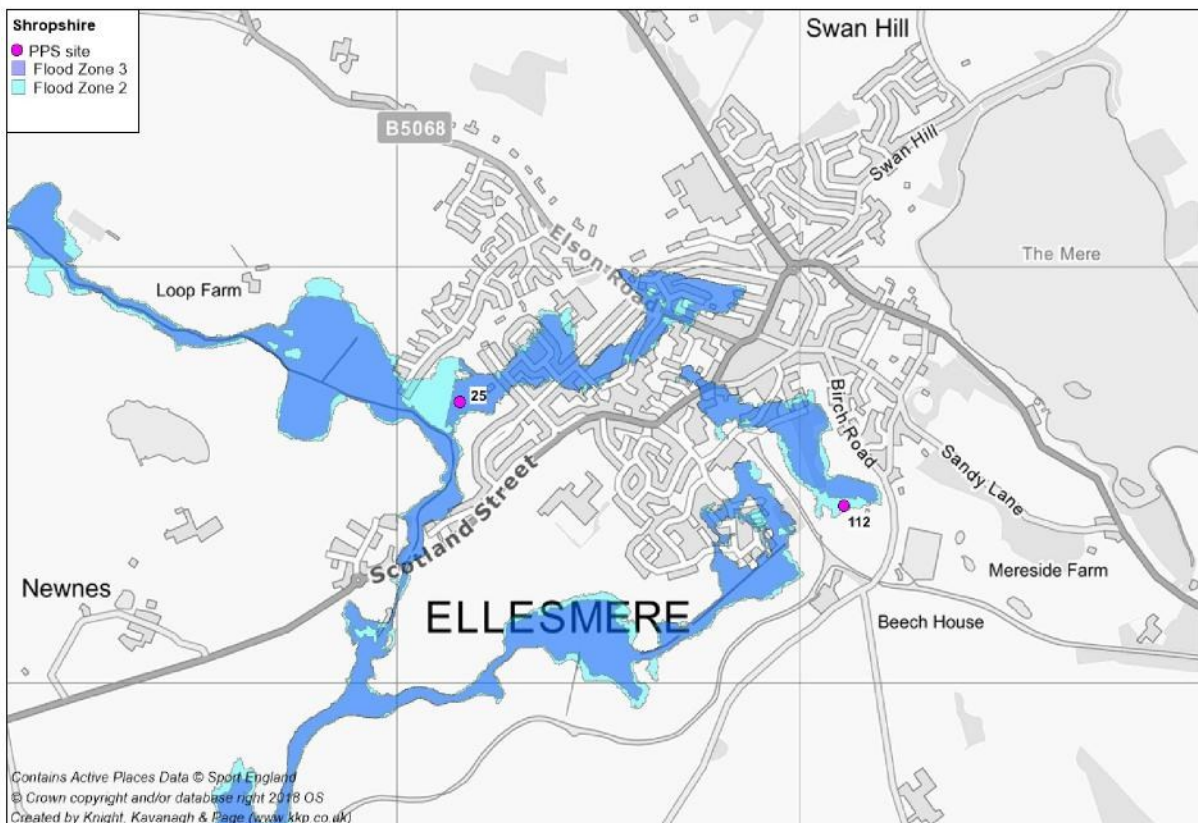


Figure 5.8: Location of sporting sites within flood zones across Whitchurch

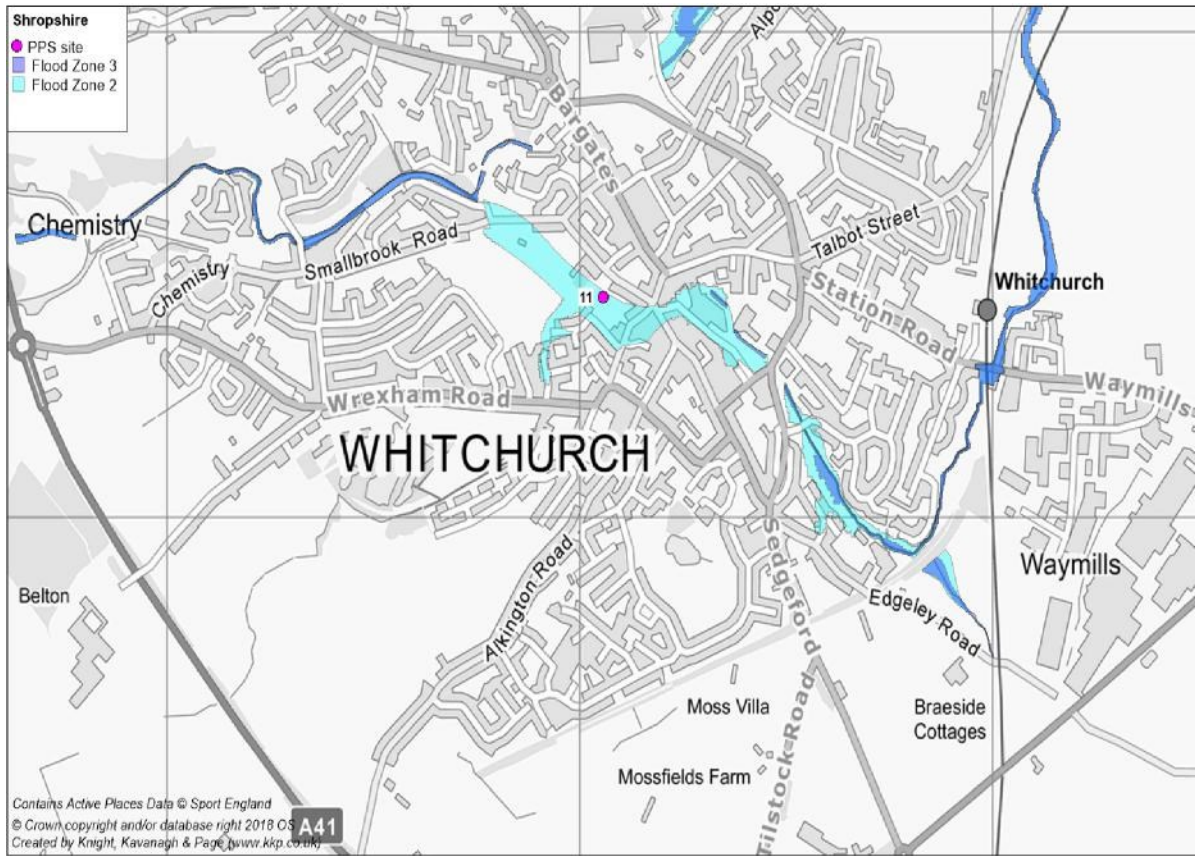


Figure 5.9: Location of sporting sites within flood zones across Bridgnorth

